

































Contents














The 32 Finalists.....	4
Overview of the number of qualifying matches for the 2018 FIFA World Cup™.....	5
Entries for the FIFA World Cup™ 2018 preliminary competition.....	6
Final competition format for the 2018 FIFA World Cup™.....	7
Association entries and slots (by zone) for the 2018 Preliminary Competition.....	8
Qualifiers by zone.....	9
First teams to qualify.....	9
Good to know about the Preliminary Competition.....	10
FIFA World Cup Preliminary Competitions at a glance.....	12
Team Fact Boxes (in alphabetical order).....	13
 Argentina (ARG).....	13
 Australia (AUS).....	15
 Belgium (BEL).....	17
 Brazil (BRA).....	19
 Colombia (COL).....	21
 Costa Rica (CRC).....	23
 Croatia (CRO).....	25
 Denmark (DEN).....	27
 Egypt (EGY).....	29
 England (ENG).....	31
 France (FRA).....	33
 Germany (GER).....	35
 Iceland (ISL).....	37
 IR Iran (IRN).....	39
 Japan (JPN).....	41
 Korea Republic (KOR).....	43
 Mexico (MEX).....	45
 Morocco (MAR).....	47

	Nigeria (NGA).....	49
	Panama (PAN).....	51
	Peru (PER).....	53
	Poland (POL).....	55
	Portugal (POR).....	57
	Russia (RUS).....	59
	Saudi Arabia (KSA).....	61
	Senegal (SEN).....	63
	Serbia (SRB).....	65
	Spain (ESP).....	67
	Sweden (SWE).....	69
	Switzerland (SUI).....	71
	Tunisia (TUN).....	73
	Uruguay (URU).....	75

History of the Final Draws for the FIFA World Cup™..... 77

Slots - Overview since 1930.....	83
Summary of the number of teams qualified since 1930.....	84
Summary of seeded teams.....	85
Top-seeded teams and how they fared.....	86
Number of occasions qualified for the finals.....	87
Newcomers.....	88
Overview since 1930.....	88
Formats of the final competitions since 1930.....	89
FIFA World Cup™ seeded teams history 1930-2014.....	93

The 32 Finalists

African Zone		Slots: 5
Team	FWC 2018	
	Egypt (EGY)	3 rd participation
	Morocco (MAR)	5 th participation
	Nigeria (NGA)	6 th participation
	Senegal (SEN)	2 nd participation
	Tunisia (TUN)	5 th participation
Asian Zone		Slots: 5 (4.5)
Team	FWC 2018	
	Australia (AUS)	5 th participation
	IR Iran (IRN)	5 th participation
	Japan (JPN)	6 th participation
	Korea Republic (KOR)	10 th participation
	Saudi Arabia (KSA)	5 th participation
North, Central American & Caribbean Zone Slots: 3 (3.5)		
Team	FWC 2018	
	Costa Rica (CRC)	5 th participation
	Mexico (MEX)	16 th participation
	Panama (PAN)	1 st participation

South American Zone		Slots 5 (4.5)
Team	FWC 2018	
	Argentina (ARG)	17 th participation
	Brazil (BRA)	21 st participation
	Colombia (COL)	6 th participation
	Peru (PER)	5 th participation
	Uruguay (URU)	13 th participation
European Zone		Slots: 13+1 host
Team	FWC 2018	
	Russia (RUS) - host	11 th participation*
	Belgium (BEL)	13 th participation
	Croatia (CRO)	5 th participation
	Denmark (DEN)	5 th participation
	England (ENG)	15 th participation
	France (FRA)	15 th participation
	Germany (GER)	19 th participation
	Iceland (ISL)	1 st participation
	Poland (POL)	8 th participation
	Portugal (POR)	7 th participation
	Serbia (SRB)	12 th participation**
	Spain (ESP)	15 th participation
	Sweden (SWE)	12 th participation
	Switzerland (SUI)	11 th participation

* including Soviet Union

** including Yugoslavia, Serbia & Montenegro

Overview of the number of qualifying matches for the 2018 FIFA World Cup™

Asian Zone (AFC)	
Round 1	12
Round 2	152
Round 3	60
Round 4	2
Intercontinental Play-off	1
Total Asian Zone	227

African Zone (CAF)	
Round 1	26
Round 2	40
Round 3	60
Total African Zone	126

North, Central American and Caribbean Zone (CONCACAF)	
Round 1	14
Round 2	20
Round 3	12
Round 4	36
Round 5	30
Intercontinental Play-off	1
Total North, Central American and Caribbean Zone	113

South-American Zone (CONMEBOL)	
Round 1	90
Intercontinental Play-off	1
Total South-American Zone	91

Oceania Zone (OFC)	
Round 1	6
Round 2	15
Round 3	14
Intercontinental Play-off	1
Total Oceania Zone	36

European Zone (UEFA)	
Round 1	270
Round 2	8
Total European Zone	278

Total number of matches	871
--------------------------------	------------

Entries for the FIFA World Cup™ 2018 preliminary competition

African Zone		
Members: 54	Participants: 53	Slots: 5
Algeria (ALG), Angola (ANG), Benin (BEN), Botswana (BOT), Burkina Faso (BFA), Burundi (BDI), Cameroon (CMR), Cape Verde Islands (CPV), Central African Republic (CTA), Chad (CHA), Comoros (COM), Congo (CGO), Congo DR (COD), Côte d'Ivoire (CIV), Djibouti (DJI), Equatorial Guinea (EQG), Eritrea (ERI), Ethiopia (ETH), Gabon (GAB), Gambia (GAM), Ghana (GHA), Guinea (GUI), Guinea-Bissau (GNB), Kenya (KEN), Lesotho (LES), Liberia (LBR), Libya (LBY), Madagascar (MAD), Malawi (MWI), Mali (MLI), Mauritania (MTN), Mauritius (MRI), Mozambique (MOZ), Namibia (NAM), Niger (NIG), Rwanda (RWA), São Tomé e Príncipe (STP), Seychelles (SEY), Sierra Leone (SLE), Somalia (SOM), South Africa (RSA), South Sudan (SSD), Sudan (SUD), Swaziland (SWZ), Tanzania (TAN), Togo (TOG), Uganda (UGA), Zambia (ZAM)		
Qualified: Egypt (EGY), Morocco (MAR), Nigeria (NGA), Senegal (SEN), Tunisia (TUN)		
Expelled: Zimbabwe (ZIM)		
Asian Zone		
Members: 46	Participants: 45	Slots: 4.5 / Qualified: 5
Afghanistan (AFG), Bahrain (BHR), Bangladesh (BAN), Bhutan (BHU), Brunei Darussalam (BRU), Cambodia (CAM), China PR (CHN), Chinese Taipei (TPE), Guam (GUM), Hong Kong (HKG), India (IND), Iraq (IRQ), Jordan (JOR), Korea DPR (PRK), Kuwait (KUW), Kyrgyzstan (KGZ), Laos (LAO), Lebanon (LIB), Macau (MAC), Malaysia (MAS), Maldives (MDV), Mongolia (MNG), Myanmar (MYA), Nepal (NEP), Oman (OMA), Pakistan (PAK), Palestine (PLE), Philippines (PHI), Qatar (QAT), Singapore (SIN), Sri Lanka (SRI), Syria (SYR), Tajikistan (TJK), Thailand (THA), Timor-Leste (TLS), Turkmenistan (TKM), United Arab Emirates (UAE), Uzbekistan (UZB), Vietnam (VIE), Yemen (YEM)		
Suspended: Indonesia (IDN)		
Qualified: Australia (AUS), IR Iran (IRN), Japan (JPN), Korea Republic (KOR), Saudi Arabia (KSA)		
European Zone		
Members: 55	Participants: 54	Slots: 13+1 host
Albania (ALB), Andorra (AND), Armenia (ARM), Austria (AUT), Azerbaijan (AZE), Belarus (BLR), Bosnia-Herzegovina (BIH), Bulgaria (BUL), Cyprus (CYP), Czech Republic (CZE), Estonia (EST), Faroe Islands (FRO), Finland (FIN), Georgia (GEO), Gibraltar (GIB), Greece (GRE), Hungary (HUN), Republic of Ireland (IRL), Israel (ISR), Italy (ITA), Kazakhstan (KAZ), Kosovo (KVX), Latvia (LVA), Liechtenstein (LIE), Lithuania (LTU), Luxembourg (LUX), FYR Macedonia (MKD), Malta (MLT), Moldova (MDA), Montenegro (MNE), Netherlands (NED), Northern Ireland (NIR), Norway (NOR), Romania (ROU), San Marino (SMR), Scotland (SCO), Slovakia (SVK), Slovenia (SVN), Turkey (TUR), Ukraine (UKR), Wales (WAL)		
Automatically qualified as host: Russia (RUS)		
Qualified: Belgium (BEL), Croatia (CRO), Denmark (DEN), England (ENG), France (FRA), Germany (GER), Iceland (ISL), Poland (POL), Portugal (POR), Serbia (SRB), Spain (ESP), Sweden (SWE), Switzerland (SUI)		
North, Central American and Caribbean Zone		
Members: 35	Participants: 35	Slots: 3.5 / Qualified: 3
Anguilla (AIA), Antigua and Barbuda (ATG), Aruba (ARU), Bahamas (BAH), Barbados (BRB), Belize (BLZ), Bermuda (BER), British Virgin Islands (VGB), Canada (CAN), Cayman Islands (CAY), Cuba (CUB), Curaçao (CUW), Dominica (DMA), Dominican Republic (DOM), El Salvador (SLV), Grenada (GRN), Guatemala (GUA), Guyana (GUY), Haiti (HAI), Honduras (HON), Jamaica (JAM), Montserrat (MSR), Nicaragua (NCA), Puerto Rico (PUR), St. Kitts and Nevis (SKN), St. Lucia (LCA), St. Vincent and the Grenadines (VIN), Suriname (SUR), Trinidad and Tobago (TRI), Turks and Caicos Islands (TCA), US Virgin Islands (VIR), USA (USA)		
Qualified: Costa Rica (CRC), Mexico (MEX), Panama (PAN)		
Oceanian Zone		
Members: 11	Participants: 11	Slots: 0.5 / Qualified: 0
American Samoa (ASA), Cook Islands (COK), Fiji (FIJ), New Caledonia (NCL), New Zealand (NZL), Papua New Guinea (PNG), Samoa (SAM), Solomon Islands (SOL), Tahiti (TAH), Tonga (TGA), Vanuatu (VAN)		
Qualified: no team qualified		
South American Zone		
Members: 10	Participants: 10	Slots: 4.5 / Qualified: 5
Bolivia (BOL), Chile (CHI), Ecuador (ECU), Paraguay (PAR), Venezuela (VEN)		
Qualified: Argentina (ARG), Brazil (BRA), Colombia (COL), Peru (PER), Uruguay (URU)		

Final competition format for the 2018 FIFA World Cup™

2018 FIFA World Cup Russia™
32 finalists
Host automatically qualified (Russia)
31 teams qualify by preliminary competition
Group Stage <ul style="list-style-type: none"> ○ Eight groups of four teams ○ Teams finishing first and second in each group shall qualify for the round of sixteen ○ The last two matches in each group shall have simultaneous kick-off times
Round of 16 <ul style="list-style-type: none"> ○ knock-out stage ○ Winners proceed to quarter-finals ○ In a case of a draw after 90 minutes, of two periods of 15 minutes each will be played. ○ If the score is level after extra time, penalty kicks will be taken to determine the winner
Quarter-finals <ul style="list-style-type: none"> ○ knock-out stage, winners proceed to semi-finals ○ in a case of a draw after 90 minutes, of two periods of 15 minutes each will be played ○ If the score is level after extra time, penalty kicks will be taken to determine the winner
Semi-finals <ul style="list-style-type: none"> ○ knock-out stage ○ Winners qualify for the final, the losers will contest the play-off for third place ○ In a case of a draw after 90 minutes, of two periods of 15 minutes each will be played ○ If the score is level after extra time, penalty kicks will be taken to determine the winner
Third-place play-off <ul style="list-style-type: none"> ○ In a case of a draw after 90 minutes, of two periods of 15 minutes each will be played ○ If the score is level after extra time, penalty kicks will be taken to determine the winner
Final <ul style="list-style-type: none"> ○ In a case of a draw after 90 minutes, of two periods of 15 minutes each will be played ○ If the score is level after extra time, penalty kicks will be taken to determine the winner

- The complete regulations for the 2018 FIFA World Cup Russia™ are available on our [website](#)

Association entries and slots (by zone) for the 2018 Preliminary Competition

	Member Associations	Preliminary entries	Slots	Qualified
African Zone (CAF)				
	54	53	5	5
Asian Zone (AFC)				
	46	45	4.5	5
European Zone (UEFA)				
	55	54+1 host	13+1 host	13+1
<i>+1 host: Russia</i>				
North, Central American and Caribbean Zone (CONCACAF)				
	35	35	3.5	3
Oceanian Zone (OFC)				
	11	11	0.5	0
South-American Zone (CONMEBOL)				
	10	10	4.5	5
Total	211	208+1 host	31+1 host	31+1

Indonesia (AFC, suspended), Zambia (CAF, expelled) and competition host Russia (UEFA - host) did not to enrol in the 2018 FIFA World Cup preliminaries.

Qualifiers by zone

Confederation Zone	2018	2014**	2010***	2006
African Zone	126	152	202	190
Asian Zone	227*	149*	145*	135*
European Zone	278	268	268	282
North, Central American and Caribbean Zone	113*	143*	110*	111*
Oceania Zone	36*	35*	37*	38*
South-American Zone	91*	73*	91*	91*
Total	871	820	853	847

* includes 1 intercontinental play-off match














** includes matches played by Kiribati and Tuvalu, two non FIFA members

*** includes matches played by Tuvalu, a non FIFA member

First teams to qualify

Team	Qualification
Brazil	28.03.2017
IR Iran	12.06.2017
Japan	31.08.2017
Mexico	01.09.2017
Belgium	03.09.2017
Korea Republic, Saudi Arabia	05.09.2017

Good to know about the Preliminary Competition

Good to know	
	The 208 teams that enrolled for the preliminary competition for the 2018 FIFA World Cup Russia™ set another new participation record, topping the 203 teams that enrolled four years ago.
	The only teams not to enrol in the preliminary competition for the 2018 FIFA World Cup™ were Russia who qualified automatically as hosts, and the suspended/expelled teams of Indonesia and Zimbabwe.
	The first time more than 100 teams registered was over 30 years ago when 103 teams set out to try and win one of the 24 places up for grabs at the 1982 FIFA World Cup Spain™.
	The 871 matches played in this preliminary competition took the all-time total number of qualifying matches way past the 7,000 mark to 7,319 matches.
	278 Russia 2018 preliminary matches (almost one-third of the overall total) were between UEFA teams.
	The number of matches that a finalist has to play to qualify for Russia 2018 depends on the format and the size of the qualifying groups, which are determined by the respective confederations and FIFA.
	The 2018 FIFA World Cup™ preliminary competition began on 12 March 2015, with six teams playing in the Asian preliminary round.
	The FIFA World Cup™ preliminary competition is certainly a crowd-puller. Over 18 million fans flocked to the stadiums for the 2018 FIFA World Cup Russia™ qualifiers – an average of more than 20,000 per game.
	Prior to 2002, both the hosts and the defending champions qualified automatically. After 2002, only the hosts qualified automatically. 1934 FIFA World Cup™ hosts Italy were the only exception, as they had to negotiate a play-off against Greece.
	On 11 June 1933 Sweden and Estonia contested the very first qualifying match, won by Sweden 6-2, the first goal scored by Sweden's Knut Kroon.
	The Republic of Ireland, Luxembourg and Portugal are the only teams to have played in all 20 FIFA World Cup™ preliminary competitions to date.
	Five-time world champions Brazil are the only team to have played in every final competition, but they have only played in 12 preliminary competitions. There were no CONMEBOL qualifying competitions before World War II and the <i>Seleção</i> qualified automatically as hosts in 1950 and 2014 and as defending champions in 1962, 1966, 1974 and 1998. Germany have qualified five times without playing (hosts in 1974 and 2006, defending champions in 1958, 1978 and 1994).
	The most successful team in the history of the preliminary competition is Germany, who have lost only two of 94 matches (both at home, to Portugal in 1985 and to England in 2001). The Germans boast an average of 2.55 points and 3.10 goals per game.

Good to know

	In the last 28 years (covering Italy 1990 to Russia 2018), five associations have always qualified for every final competition: Argentina, Brazil, Germany, Korea Republic, and Spain. However, only Spain played in all of those preliminary competitions.
	Mexico have played the most FIFA World Cup™ qualifying matches (175), three more than Costa Rica (172). In all, 61 associations have played at least 100 qualifying matches.
	Yemen and South Sudan have played a mere two matches in their qualifying history and have yet to win their first game – a record they share with 12 other teams who boast more experience.
	Overall, 21,260 goals have been scored in 7,319 matches since 1933, an average of close to 2.9 per game.
	The most prolific goalscorer in the history of the FIFA World Cup™ preliminary competition is Guatemala's Carlos Ruiz with 39 goals in 47 appearances. The other leading marksmen by confederation) are: Ali Daei (IRN, 35), Cristiano Ronaldo (POR, 30), Lionel Messi (ARG) and Luis Suárez (URU) both 21, Vaughan Coveny (NZL, 19) and Didier Drogba (CIV), Samuel Eto'o (CMR) and Moumouni Dagano (BFA) all 18.
	Ecuadorian defender Iván Hurtado played in an incredible 73 qualifying games for his national team, the first one in July 1993 and the most recent one more than 16 years later in October 2009.
	The only seven players to appear in six different preliminary competitions are Dwight Yorke and Russell Latapy (TRI, 1990-2010), Victor Mendieta (PAN, 1982-2002), Pat Jennings (NIR, 1966-1986), Essam El Hadary (EGY 1998-2018), Patrick Modeste (GRN 1998-2018), and Gianluigi Buffon (ITA 1998-2018). All except Mendieta, Modeste and El Hadary also appeared in a final competition, but Buffon is the only one of these seven to have won the World Cup title (2006).

FIFA World Cup Preliminary Competitions at a glance

Year	Team entries	Teams played	Drop-outs	Automatically qualified	Spots at stake	Newcomers	Matches ¹	Goal Ø
2018	210	208	2	1	31	4	871	2.84
2014	203	202**	2	1	31	1	820	2.87
2010	206	199+1 ^o	6	1 ²	31	3	853	2.75
2006	197+1*	194	3	1 ³	31	2	847	2.91
2002	199	193	3	3 ⁴	29	25	777	3.16
1998 ⁵	174	168	4	2	30	31	643	2.99
1994	147	130	15	2	22	16	497	2.91
1990	116	103	11	2	22	3	314	2.34
1986	121	110	9	2	22	11	308	2.60
1982	109	103	4	2	22	8	306	2.60
1978	107	95	10	2	14	15	252	2.87
1974	99	90	7	2	14	23	226	2.74
1970	75	68	5	2	14	8	172	3.15
1966	74	51	21	2	14	6	127	3.09
1962	56	49	5	2	14	8	92	3.53
1958	55	46	7	2	14	17	89	3.83
1954	45	33	10	2	14	17	57	3.65
1950	34	19	13	2	11	6	26	4.65
1938	37	21	14	2	13	7	22	4.36
1934	32	27	5	0 ⁶	16	3	26	5.42
1930	No preliminary competition played - 13 participants qualified without playing							

^o Tuvalu: not affiliated upon enrolling

*New Caledonia: not affiliated upon enrolling

** including Bahamas who withdrew after playing two matches

¹ Includes matches played by Tuvalu (non official FIFA member)

² Hosts South Africa participated, too as the African preliminaries served also as CAN 2010 qualifiers

³ After 2002 defending champions also had to qualify

⁴ Qualified ex officio: defending champions France and the two hosts

⁵ Qualified ex officio between 1938 and 2002: defending champions and hosts

⁶ Defending champions Uruguay declined to participate, hosts Italy also had to qualify

Team Fact Boxes (in alphabetical order)



Argentina (ARG)

General Association Facts	
Year Association founded	1893
Year Association affiliated	1912
Confederation	CONMEBOL
FIFA World Ranking position October 2017	4
Preliminary competition facts	
Preliminary participations	13 participations
2018 FIFA World Cup Preliminary Competition	
How they qualified	3 rd place of the CONMEBOL preliminary competition
Date of qualification	10 October 2017
Top scorer	7 goals Lionel MESSI
Coaches	Gerardo MARTINO, ARG (-March 2016) Edgardo BAUZA, ARG (-March 2017) Jorge SAMPAOLI, ARG
Matches (win - draw - loss)	18 (7 - 7 - 4)
Goals for / goals against	19 / 16
FIFA World Cup™ competition facts	
Participations prior 2018	16 participations
First FIFA World Cup	1930
Best FIFA World Cup achievement	Champions in 1978, 1986
Matches (win - draw - loss)	77 (42 - 14 - 21)
Goals for / goals against	131 / 84
Biggest win/best score	6-0 v. Peru in 1978 v. Serbia & Montenegro in 2006
Most capped player	21 caps Diego MARADONA FWC 1982, 1986, 1990, 1994
Top Scorer	10 goals Gabriel BATISTUTA FWC 1994, 1998, 2002
Most matches as coach	14 matches Carlos BILARDO, ARG FWC 1986, 1990

FIFA World Cup™ Team History			
Year	Host	Participation & Ranking	Team Manager
1930	URU	Runners-up	Juan TRAMUTOLA, ARG
1934 ^o	ITA	First round	Felipe PASCUCCHI, ARG
1938	FRA	<i>Withdrew from preliminary competition</i>	
1950	BRA	<i>Withdrew from preliminary competition</i>	
1954	SUI	<i>Did not enter</i>	
1958	SWE	Group stage	Guillermo STABILE, ARG
1962	CHI	Group stage	Juan Carlos LORENZO, ARG
1966	ENG	Quarter-finals	Juan Carlos LORENZO, ARG
1970	MEX	<i>Did not qualify</i>	
1974	FRG	Second round	Vladislao CAP, ARG
1978*	ARG	Champions	Cesar Luis MENOTTI, ARG
1982**	ESP	Second round	Cesar Luis MENOTTI, ARG
1986	MEX	Champions	Carlos BILARDO, ARG
1990**	ITA	Runners-up	Carlos BILARDO, ARG
1994	USA	Round of 16	Alfio BASILE, ARG
1998	FRA	Quarter-finals	Daniel PASSARELLA, ARG
2002	JPN/KOR	Group stage	Marcelo BIELSA, ARG
2006	GER	Quarter-finals	José PEKERMAN, ARG
2010	RSA	Quarter-finals	Diego MARADONA, ARG
2014	BRA	Runners-up	Alejandro SABELLA, ARG
2018	RUS	<i>Qualified</i>	

- ^o Qualified by default
- * Qualified automatically as host
- ** Qualified automatically as defending champions

Team facts & figures - ARGENTINA

- ⚽ Argentina are competing in their 17th FIFA World Cup™ and have qualified for 11 consecutive editions starting with Germany 1974.
- ⚽ The only player to score a hat-trick in two different editions is Argentina's Gabriel Batistuta, who hit a treble against Greece in 1994 and another three against Jamaica in 1998.
- ⚽ Argentina's haul of 19 goals in the South American World Cup preliminaries is the lowest goal return by a qualifying team since the tournament first adopted the single-group format ahead of the 1998 finals.
- ⚽ No team has been involved in as many World Cup penalty shoot-outs as Argentina, who have contested five and won four of them.
- ⚽ With his three strikes against Ecuador in the decisive last qualifier for Russia 2018, Lionel Messi became the all-time joint-leading scorer in the South American Zone preliminary competition with 21 goals alongside Uruguay's Luis Suárez, both players having overtaken Hernan Crespo's career total of 19. Messi's hat-trick was also the second by an Argentinian in World Cup qualification, after Gonzalo Higuain struck three times against Chile in 2011.



Australia (AUS)

General Association Facts	
Year Association founded	1961
Year Association affiliated	1963
Confederation	AFC (prior 2006 OFC)
FIFA World Ranking position October 2017	43
Preliminary competition facts	
Preliminary participations	14 participations
2018 FIFA World Cup Preliminary Competition	
How they qualified	Winner of the CONCACAF-Asian Zone play-off
Date of qualification	15 November 2017
Top scorer	11 goals Tim CAHILL
Coach	Ange POSTECOGLOU, AUS
Matches (win - draw - loss)	22 (14 - 6 - 2)
Goals for / goals against	51 / 18
FIFA World Cup™ competition facts	
Participations prior 2018	4 participations
First FIFA World Cup	1974
Best FIFA World Cup achievement	Round of 16 in 2006
Matches (win - draw - loss)	13 (2 - 3 - 8)
Goals for / goals against	11 / 26
Biggest win/best score	3-1 v. Japan in 2006
Most capped player	9 caps Mark BRESCIANO FWC 2006, 2010, 2014
Top Scorer	5 goals Tim CAHILL FWC 2006, 2010, 2014
Most matches as coach	4 matches Guus HIDDINK, NED

FIFA World Cup Team History			
Year	Host	Participation & Ranking	Team Manager
1930	URU	<i>No preliminary competition</i>	
1934	ITA	<i>Did not enter</i>	
1938	FRA	<i>Did not enter -</i>	
1950	BRA	<i>Did not enter</i>	
1954	SUI	<i>Did not enter</i>	
1958	SWE	<i>Did not enter</i>	
1962	CHI	<i>Did not enter</i>	
1966	ENG	<i>Did not qualify</i>	
1970	MEX	<i>Did not qualify</i>	
1974	FRG	Group stage	Rale RASIC, YUG
1978	ARG	<i>Did not qualify</i>	
1982	ESP	<i>Did not qualify</i>	
1986	MEX	<i>Did not qualify</i>	
1990	ITA	<i>Did not qualify</i>	
1994	USA	<i>Did not qualify</i>	
1998	FRA	<i>Did not qualify</i>	
2002	JPN/KOR	<i>Did not qualify</i>	
2006	GER	Round of 16	Guus HIDDINK, NED
2010	RSA	Group stage	Pim VERBEEK, NED
2014	BRA	Group stage	Ange POSTECOGLOU, AUS
2018	RUS	Qualified	

Team facts & figures - AUSTRALIA

- ⚽ Australia are entering their fifth World Cup and the fourth in a row. They have only been beyond the opening round once, in 2006 when they were stopped by Italy in the Round of 16.
- ⚽ In 1974 Australia became the first Oceanian team to qualify for the World Cup. The Socceroos last represented the OFC in the 2006 finals, before joining the Asian confederation.
- ⚽ The team have won twice in 13 attempts at the World Cup, beating Japan 3-1 in 2006 and Serbia 2-1 in 2010. The only campaign in which they lost all three of their group matches was in Brazil four years ago.
- ⚽ Australia played 22 qualifiers to win their place in Russia 2018, equalling the record held by Honduras and Trinidad and Tobago, who both contested the same number in the 2002 tournament. Furthermore, the Aussies were the most prolific scorers in the 2018 preliminary event, netting 51 goals.
- ⚽ The Australians qualified by overcoming Honduras in the intercontinental play-off (0-0 away and 3-1 at home). Three out of five of their qualifications have come via the play-offs, with the Socceroos overcoming Korea Republic to reach Germany 1974 and outsmarting Uruguay on penalties in the return leg of the 2006 campaign.



Belgium (BEL)

General Association Facts	
Year Association founded	1895
Year Association affiliated	1904
Confederation	UEFA
FIFA World Ranking position October 2017	5
Preliminary competition facts	
Preliminary participations	19 participations
2018 FIFA World Cup Preliminary Competition	
How they qualified	UEFA Preliminary Competition, winner Group H
Date of qualification	3 September 2017
Top scorer	11 goals Romelu LUKAKU
Coach	Roberto MARTINEZ, ESP
Matches (win/ draw / loss)	10 (9 - 1 - 0)
Goals for / goals against	43 / 6
FIFA World Cup™ competition facts	
Participations prior 2018	12 participations
First FIFA World Cup	1930
Best FIFA World Cup achievement	4 th place in 1986
Matches (win - draw - loss)	41 (14 - 9 - 18)
Goals for / goals against	52 / 66
Biggest win/best score	3-0 v. El Salvador in 1970
Most capped player	17 caps Enzo SCIFO FWC 1986, 1990, 1994, 1998
Top scorer	5 goals Marc WILMOTS FWC 1998, 2002
Most matches as coach	16 matches Guy THYS, BEL

FIFA World Cup Team History		
Year Host	Participation & Ranking	Team Manager
1930 URU	First round	Hector GOETINCK, BEL
1934 ITA	First round	Hector GOETINCK, BEL
1938 FRA	First round	Jack BUTLER, ENG
1950* BRA	<i>Withdrew from preliminary competition</i>	
1954 SUI	Group stage	Doug LIVINGSTONE, SCO
1958 SWE	<i>Did not qualify</i>	
1962 CHI	<i>Did not qualify</i>	
1966 ENG	<i>Did not qualify</i>	
1970 MEX	Group stage	Raymond GOETHALS, BEL
1974 FRG	<i>Did not qualify</i>	
1978 ARG	<i>Did not qualify</i>	
1982 ESP	Second round	Guy THYS, BEL
1986 MEX	Semi-finals (4 th)	Guy THYS, BEL
1990 ITA	Round of 16	Guy THYS, BEL
1994 USA	Round of 16	Paul VAN HIMST, BEL
1998 FRA	Group Stage	Georges LEEKENS, BEL
2002 JPN/KOR	Round of 16	Robert WASEIGE, BEL
2006 GER	<i>Did not qualify</i>	
2010 RSA	<i>Did not qualify</i>	
2014 BRA	Quarter-finals	Marc WILMOTS, BEL
2018 RUS	<i>Qualified</i>	

*withdrew from the 1950 preliminary without playing a single match

Team facts & figures - BELGIUM

- ⚽ Belgium were the first European side to qualify for the finals (apart from Russia, who qualified automatically as hosts), following their 2-1 victory in Greece on 3 September 2017.
- ⚽ Belgium are one of four teams that competed in the first three editions of the FIFA World Cup™ before the Second World War, along with Brazil, France and Romania.
- ⚽ The Red Devils equalled their biggest winning margin in the 9-0 victory over Gibraltar on 31 August 2017. Previous nine-goal victories include an identical scoreline in a 1994 friendly against Zambia and a 10-1 rout of San Marino in a World Cup qualifier in 2001.
- ⚽ The Belgians hold the tournament record for consecutive draws, with five spanning the 1998 and 2002 editions.
- ⚽ This will be the team's 13th participation at the World Cup finals. Belgium made their tournament debut at the inaugural edition in 1930 and achieved their best placing of fourth at Mexico 1986.



Brazil (BRA)

General Association Facts	
Year Association founded	1914
Year Association affiliated	1923
Confederation	CONMEBOL
FIFA World Ranking position October 2017	2
Preliminary competition facts	
Preliminary competitions	12 participations
2018 FIFA World Cup Preliminary Competition	
How they qualified	First place of the CONMEBOL preliminary competition
Date of qualification	28 March 2017
Coaches	DUNGA, BRA (-June 2016) TITE, BRA
Top scorer	6 goals GABRIEL JESUS PAULINHO NEYMAR
Matches (win - draw - loss)	18 (12 - 5 - 1)
Goals for / goals against	41 / 11
FIFA World Cup™ competition facts	
Participations before 2018	20 participations
First FIFA World Cup	1930
Best FIFA World Cup achievement	Champions in 1958, 1962, 1970, 1994, 2002
Matches (win/ draw / loss)	104 (70- 17 - 17)
Goals for / against	221 / 102
Biggest win / best score	7-1 v. Sweden in 1950
Most capped player	20 caps CAFU FWC 1994, 1998, 2002, 2006
Top scorer	15 goals RONALDO FWC 1998, 2002, 2006
Most matches as coach	20 matches Mario ZAGALLO, BRA

FIFA World Cup Team History			
Year	Host	Participation & Ranking	Team Manager
1930	URU	Group stage	Pindaro DE CARVALHO, BRA
1934	ITA	First round	LUIZ VINHAES, BRA
1938	FRA	Semi-finals (3 rd)	Ademar PIMENTA, BRA
1950*	BRA	Runners-up	Flavio COSTA, BRA
1954	SUI	Quarter-finals	Zeze MOREIRA, BRA
1958	SWE	Champions	Vicente FEOLA, BRA
1962**	CHI	Champions	Aymore MOREIRA, BRA
1966**	ENG	Group stage	Vicente FEOLA, BRA
1970	MEX	Champions	Mario ZAGALLO, BRA
1974**	FRG	Semi-finals (4 th)	Mario ZAGALLO, BRA
1978	ARG	Semi-finals (3 rd)	Claudio COUTINHO, BRA
1982	ESP	Second round	Tele SANTANA, BRA
1986	MEX	Quarter-finals	Tele SANTANA, BRA
1990	ITA	Round of 16	Sebastiao LAZARONI, BRA
1994	USA	Champions	Carlos Alberto PARREIRA, BRA
1998**	FRA	Runners-up	Mario ZAGALLO, BRA
2002	KOR/JPN	Champions	Luiz Felipe SCOLARI, BRA
2006	GER	Quarter-finals	Carlos Alberto PARREIRA, BRA
2010	RSA	Quarter-finals	DUNGA, BRA
2014*	BRA	Semi-finals (4 th)	Luiz Felipe SCOLARI, BRA
2018	RUS	<i>Qualified</i>	

* Qualified automatically as host

** Qualified automatically as defending champions

Team facts & figures - BRAZIL

- ⚽ With their 3-0 victory over Paraguay in Sao Paulo on 28 March 2017, Brazil became the first team (excluding hosts Russia) to qualify for the 2018 World Cup finals.
- ⚽ The five-time champions are the only team to have participated in all 21 editions of the World Cup since 1930.
- ⚽ The Brazilians hold the record for consecutive wins in the global showpiece with 11, a series that began against Turkey in 2002 and ended with defeat by France in the 2006 quarter-finals.
- ⚽ Brazil's tally of 70 World Cup victories is a tournament record.
- ⚽ The first goal scored on the road to these finals, Willian's opener in the 3-1 victory over Venezuela, was also Brazil's 200th in the history of World Cup qualification. During this preliminary tournament, specifically in the 2-1 success over Colombia in Manaus, A Seleção also became the latest South American team to play their 100th World Cup qualifier.



Colombia (COL)

General Association Facts	
Year Association founded	1924
Year Association affiliated	1936
Confederation	CONMEBOL
FIFA World Ranking position October 2017	13
Preliminary competition facts	
Preliminary competitions	16 participations
2018 FIFA World Cup Preliminary Competition	
How they qualified	Fourth place of the CONMEBOL round-robin
Date of qualification	10 October 2017
Coach	Jose PEKERMAN, ARG
Top scorer	6 goals James RODRIGUEZ
Matches (win - draw - loss)	18 (7 - 6 - 5)
Goals for / goals against	21 / 19
FIFA World Cup™ competition facts	
Participations prior 2018	5 participations
First FIFA World Cup	1962
Best FIFA World Cup achievement	Quarter-finals in 2014
Matches (win - draw - loss)	18 (7 - 2 - 9)
Goals for / against	26 / 27
Biggest win/best score	4-1 v. Japan in 2014 3-0 v. Greece in 2014
Most capped player	10 caps Carlos VALDERRAMA Freddy RINCON
Top Scorer	6 goals James RODRIGUEZ FWC 2014
Most matches as coach	7 matches Francisco MATURANA, COL

FIFA World Cup Team History			
Year	Host	Participation & Ranking	Team Manager
1930	URU	<i>No preliminary competition</i>	
1934	ITA	<i>Did not enter</i>	
1938*	FRA	<i>Withdrew from the preliminary competition</i>	
1950	BRA	<i>Did not enter</i>	
1954	SUI	<i>Entry not allowed</i>	
1958	SWE	<i>Did not qualify</i>	
1962	CHI	Group stage	Adolfo PEDERNERA, ARG
1966	ENG	<i>Did not qualify</i>	
1970	MEX	<i>Did not qualify</i>	
1974	FRG	<i>Did not qualify</i>	
1978	ARG	<i>Did not qualify</i>	
1982	ESP	<i>Did not qualify</i>	
1986	MEX	<i>Did not qualify</i>	
1990	ITA	Round of 16	Francisco MATURANA, COL
1994	USA	Group stage	Francisco MATURANA, COL
1998	FRA	Group stage	Hernan GOMEZ, COL
2002	JPN/KOR	<i>Did not qualify</i>	
2006	GER	<i>Did not qualify</i>	
2010	RSA	<i>Did not qualify</i>	
2014	BRA	Quarter-finals	Jose PEKERMAN, ARG
2018	RUS	<i>Qualified</i>	

*Withdrew from the 1938 qualifiers without playing a single match

Team facts & figures – COLOMBIA

- ⚽ This is Colombia's sixth participation in the finals of the FIFA World Cup™. They achieved their best placing during the last campaign in Brazil 2014, reaching the quarter-finals where they were eliminated by the host team.
- ⚽ *Los Cafeteros* have collected only two draws from 18 matches contested in the World Cup and both came against European sides. A 4-4 draw in 1962 against Soviet Union was followed by a 1-1 stalemate in 1990 against the eventual champions Germany FR.
- ⚽ James Rodriguez bagged six goals in Brazil 2014, making him the tournament's top marksman and the first Colombian to claim this honour.
- ⚽ Ten of the 26 goals scored by Colombia in the World Cup were netted in the last 15 minutes of play.
- ⚽ Radamel Falcao, Teofilo Gutierrez and Macnelly Torres all found the net on the road to Russia 2018, thereby equalling the record set by Ivan Valenciano who, until this latest preliminary tournament, was the only Colombian to have scored in three different World Cup qualifying campaigns.



Costa Rica (CRC)

General Association Facts	
Year Association founded	1921
Year Association affiliated	1927
Confederation	CONCACAF
FIFA World Ranking position October 2017	22
Preliminary competition facts	
Preliminary competitions	16 participations
2018 FIFA World Cup Preliminary Competition	
How they qualified	Runners-up of the CONCACAF preliminary competition
Date of qualification	7 October 2017
Coach	Oscar RAMIREZ, CRC
Top scorers	4 goals Christian BOLANOS Marcos URENA
Matches (win - draw - loss)	16 (9 - 5 - 2)
Goals for / goals against	25 / 11
FIFA World Cup™ competition facts	
Participations before 2018	4 participations
First FIFA World Cup	1990
Best FIFA World Cup achievement	Quarter-finals in 2014
Matches (win - draw - loss)	15 (5 - 4 - 6)
Goals for / goals against	17 / 23
Biggest win/best score	3-1 v. Uruguay in 2014 2-0 v. China PR in 2002
Most capped player	7 caps Christian BOLANOS Michael UMANA FWC 2006, 2014
Top Scorer	3 goals Ronald GOMEZ Paulo WANCHOPE FWC 2002, 2006
Most matches as coach	6 matches Alexandre GUIMARAES, CRC

FIFA World Cup Team History			
Year	Host	Participation & Ranking	Team Manager
1930	URU	<i>No preliminary competition</i>	
1934	ITA	<i>Did not enter</i>	
1938*	FRA	<i>Withdrew from the preliminary competition</i>	
1950	BRA	<i>Did not enter</i>	
1954	SUI	<i>Entry not accepted</i>	
1958	SWE	<i>Did not qualify</i>	
1962	CHI	<i>Did not qualify</i>	
1966	ENG	<i>Did not qualify</i>	
1970	MEX	<i>Did not qualify</i>	
1974	FRG	<i>Did not qualify</i>	
1978	ARG	<i>Did not qualify</i>	
1982	ESP	<i>Did not qualify</i>	
1986	MEX	<i>Did not qualify</i>	
1990	ITA	Round of 16	Bora MILUTINOVIC, YUG
1994	USA	<i>Did not qualify</i>	
1998	FRA	<i>Did not qualify</i>	
2002	JPN/KOR	Group stage	Alexandre GUIMARAES, CRC
2006	GER	Group stage	Alexandre GUIMARAES, CRC
2010	RSA	<i>Did not qualify</i>	
2014	BRA	Quarter-finals	Jorge Luis PINTO, COL
2018	RUS	<i>Qualified</i>	

* Withdrew from the 1938 preliminary competition without playing a single match

Team facts & figures – COSTA RICA

- ⚽ Costa Rica are appearing in their fifth World Cup and this is the second time they have qualified for back-to-back editions. Before staking a place in the 2014 and 2018 tournaments, *La Tricolor* also participated in 2002 and 2006.
- ⚽ The Central Americans achieved their best result of all time in Brazil 2014, reaching the quarter-finals where they were knocked out by the Netherlands on penalties. Earlier in the tournament, the Costa Ricans had won their opening-round group ahead of three former world champions, namely Uruguay, Italy and England.
- ⚽ Also in Brazil, *La Sele* closed out the tournament unbeaten with two wins and three draws (one of which they eventually lost on penalties to the Netherlands). In doing so, they became the second CONCACAF team to finish a World Cup finals campaign undefeated, the first being Mexico in 1986.
- ⚽ On their World Cup debut in 1990 in Italy, Costa Rica were the second of five teams to be coached in the finals by Bora Milutinovic.
- ⚽ On 1 September, Costa Rica recorded their first World Cup qualifying win away to USA for 32 years, triumphing 2-0 in Harrison. The Costa Ricans' last away success had taken place in May 1985, when they edged a 1-0 victory in Torrance ahead of the Mexico 1986 finals. Those two results came either side of six American wins and two draws.



Croatia (CRO)

General Association Facts	
Year Association founded	1912
Year Association affiliated	1992
Confederation	UEFA
FIFA World Ranking position October 2017	18
Preliminary competition facts	
Preliminary competitions	4 participations
2018 FIFA World Cup Preliminary Competition	
How they qualified	UEFA Preliminary Competition, runners-up Group I; winner of play-off
Date of qualification	12 November 2017
Coaches	Ante CACIC, CRO (-October 2017) Zlatko DALIC, CRO
Top scorers	5 goals Mario MANDZUKIC
Matches (win - draw - loss)	12 (7 - 3 - 2)
Goals for / goals against	19 / 5
FIFA World Cup™ competition facts	
Participations before 2018	4 participations
First FIFA World Cup	1998
Best FIFA World Cup achievement	3 rd place in 1998
Matches (win - draw - loss)	16 (7 - 2 - 7)
Goals for / goals against	21 / 17
Biggest win/best score	4-0 v. Cameroon in 2014
Most capped player	10 caps Dario SIMIC FWC 1998, 2002, 2006
Top Scorer	6 goals Davor SUKER FWC 1998
Most matches as coach	7 matches BLAZEVIC Miroslav, BIH

FIFA World Cup Team History			
Year	Host	Participation & Ranking	Team Manager
1998	FRA	Semi-finals (3 rd)	Miroslav BLAZEVIC, BIH
2002	JPN/KOR	Group stage	Mirko JOZIC, CRO
2006	GER	Group stage	Zlatko KRANJCAR, CRO
2010	RSA	<i>Did not qualify</i>	
2014	BRA	Group stage	Nico KOVAC, CRO
2018	RUS	Qualified	

Team facts & figures – CROATIA

- ⚽ Since making their tournament bow in France '98, Croatia have only failed to qualify for the 2010 edition and will be making their fifth World Cup trophy bid in Russia.
- ⚽ After finishing third in 1998, Croatia were eliminated in the group round during their next three participations. Davor Suker was the tournament's top scorer in France with six goals.
- ⚽ Four goals were scored in each of Croatia's last four World Cup games. The results were a 2-2 draw with Australia in 2006, followed in 2014 by a 3-1 loss to Brazil, a 4-0 win over Cameroon and a 3-1 defeat by Mexico.
- ⚽ For the third time in five qualifications, Croatia have reached the World Cup via the play-off route. The Vatreni overcame Ukraine ahead of the 1998 edition, beat Iceland to reach the 2014 finals and thwarted Greece to secure their place in the 2018 tournament.
- ⚽ Having struck five times on the road to Russia 2018, Mario Mandzukic is the all-time leading Croatian scorer in qualifying, with ten goals, surpassing Bosko Balaban's career tally of seven. Mandzukic previously found the net once in the 2010 preliminaries and four times on the 2014 trail. With three goals in the 6-0 rout of Kosovo, Mandzukic became the second Croatian to bag a hat-trick in qualifying, after Balaban was on target three times in 2001 during the 4-1 victory over Latvia.



Denmark (DEN)

General Association Facts	
Year Association founded	1889
Year Association affiliated	1904
Confederation	UEFA
FIFA World Ranking position October 2017	19
Preliminary competition facts	
Preliminary competitions	15 participations
2018 FIFA World Cup Preliminary Competition	
How they qualified	UEFA Preliminary Competition, runners-up Group E; winner of play-off
Date of qualification	12 November 2017
Coach	Age HAREIDE, NOR
Top scorers	11 goals Christian ERIKSEN
Matches (win - draw - loss)	12 (7 - 3 - 2)
Goals for / goals against	25 / 9
FIFA World Cup™ competition facts	
Participations before 2018	4 participations
First FIFA World Cup	1986
Best FIFA World Cup achievement	Quarter-finals in 1998
Matches (win - draw - loss)	16 (8 - 2 - 6)
Goals for / goals against	27 / 24
Biggest win/best score	6-1 v. Uruguay in 1986
Most capped player	11 caps Martin JORGENSEN FWC 1998, 2002, 2010
Top Scorer	5 goals Jon Dahl TOMASSON FWC 2002, 2010
Most matches as coach	7 matches Morten OLSEN, DEN

FIFA World Cup Team History			
Year	Host	Participation & Ranking	Team Manager
1930	URU	<i>No preliminary competition</i>	
1934	ITA	<i>Did not enter</i>	
1938	FRA	<i>Did not enter</i>	
1950	BRA	<i>Did not enter</i>	
1954	SUI	<i>Did not enter</i>	
1958	SWE	<i>Did not qualify</i>	
1962	CHI	<i>Did not qualify</i>	
1966	ENG	<i>Did not qualify</i>	
1970	MEX	<i>Did not qualify</i>	
1974	FRG	<i>Did not qualify</i>	
1978	ARG	<i>Did not qualify</i>	
1982	ESP	<i>Did not qualify</i>	
1986	MEX	Round of 16	Sepp PIONTEK, GER
1990	ITA	<i>Did not qualify</i>	
1994	USA	<i>Did not qualify</i>	
1998	FRA	Quarter-finals	Bo JOHANSSON, SWE
2002	JPN/KOR	Round of 16	Morten Per OLSEN, DEN
2006	GER	<i>Did not qualify</i>	
2010	RSA	Group stage	Morten Per OLSEN, DEN
2014	BRA	<i>Did not qualify</i>	
2018	RUS	Qualified	

Team facts & figures DENMARK

- ⚽ Denmark are competing in their fifth World Cup, after last appearing in the South Africa 2010 edition. The Scandinavians ventured furthest in 1998 when they made it into the last eight.
- ⚽ Denmark's most recent campaign in 2010 was their shortest and least successful, ending in a group-round exit for the first time. By contrast, the Danes had reached the knockout stage in all their previous outings.
- ⚽ The average goal return for World Cup matches involving Denmark is 3.18 per game (27 scored, 24 conceded). The north Europeans have scored in all but two of their 16 games contested, losing 3-0 to England in 2002 and 2-0 to the Netherlands in 2010. Their biggest winning margin was 6-1 against Uruguay in 1986, while their worst defeat was 5-1 against Spain in the Round of 16 of the same edition.
- ⚽ Denmark broke new ground by qualifying via the play-offs for the first time. However, they also repeated history by securing their World Cup place with a resounding victory away to Republic of Ireland, just as they did in the 1986 qualifying campaign. On 13 November 1985, the Danes dominated the Irish 4-1 in the final group fixture to leapfrog Soviet Union in the table and thereby book their passage to Mexico 1986. Thirty-two years later in the play-off second leg, they achieved another emphatic victory in Dublin by the scoreline of 5-1, following a 0-0 home draw in the first leg.
- ⚽ By grabbing a hat-trick in the 5-1 away win over Republic of Ireland in the play-off return leg, Christian Eriksen set a national record of 11 goals scored in a single preliminary tournament, surpassing Ebbe Sand's previous benchmark of nine dating from the 2002 qualifiers. Eriksen's 11 strikes also make him Denmark's top marksman in World Cup qualifying, ahead of past players Preben Elkjaer Larsen, Soren Larsen and Jon Dahl Tomasson on ten.



Egypt (EGY)

General Association Facts	
Year Association founded	1921
Year Association affiliated	1923
Confederation	CAF
FIFA World Ranking position October 2017	30
Preliminary competition facts	
Preliminary competitions	14
2018 FIFA World Cup Preliminary Competition	
How they qualified	Winners Group E of the African preliminary competition
Date of qualification	8 October 2017
Coach	Hector CUPER, ARG
Top scorers	5 goals MOHAMED SALAH
Matches (win - draw - loss)	8 (5 - 1 - 2)
Goals for / goals against	12 / 5
FIFA World Cup™ competition facts	
Participations prior 2018	2 participations
First FIFA World Cup	1934
Best FIFA World Cup achievement	1 st round/group stage in 1934, 1990
Matches (win - draw - loss)	4 (0 - 2 - 2)
Goals for / goals against	3 / 6
Biggest win / best score	1-1 v. Netherlands in 1990 0-0 v. Ireland Republic in 1990
Most capped player	3 caps 10 players with 3 caps FWC 1990
Top Scorer	2 goals Abdel Rahman FAWZI FWC 1934
Most matches as coach	3 matches Mahmoud EL GOHARY, EGY

FIFA World Cup Team History			
Year	Host	Participation & Ranking	Team Manager
1930	URU	<i>Did not enter</i>	
1934	ITA	1 st round	James McREA, SCO
1938	FRA	<i>Withdrew</i>	
1950	BRA	<i>Did not enter</i>	
1954	SUI	<i>Did not qualify</i>	
1958	SWE	<i>Withdrew</i>	
1962*	CHI	<i>Withdrew</i>	
1966*	ENG	<i>Withdrew</i>	
1970	MEX	<i>Did not enter</i>	
1974	FRG	<i>Did not qualify</i>	
1978	ARG	<i>Did not qualify</i>	
1982	ESP	<i>Did not qualify</i>	
1986	MEX	<i>Did not qualify</i>	
1990	ITA	Group stage	Mahmoud EL GOHARY, EGY
1994	USA	<i>Did not qualify</i>	
1998	FRA	<i>Did not qualify</i>	
2002	JPN/KOR	<i>Did not qualify</i>	
2006	GER	<i>Did not qualify</i>	
2010	RSA	<i>Did not qualify</i>	
2014	BRA	<i>Did not qualify</i>	
2018	RUS	Qualified	

* Entered for 1962 & 1966 as United Arab Republic (UAR) after having formed a joint association with Syria. Withdrew from the qualifiers for 1938 & 1958-1966.

Team facts & figures – EGYPT

- ⚽ Egypt return to the global showpiece after a 28-year absence, following their last appearance at the 1990 edition in Italy. The Pharaohs have never qualified for a World Cup outside of Europe, as Italy was also where they made their tournament debut back in 1934.
- ⚽ In that 1934 edition, Egypt became the first African side to participate in the World Cup. The second team, Morocco, did not follow in their footsteps until 1970.
- ⚽ Egypt won all four of their home qualifiers on the road to Russia 2018. The North Africans are unbeaten at home in World Cup qualification since 20 June 2004, when they suffered a 2-1 reverse in Alexandria against Côte d'Ivoire. Following that setback, the Egyptians have strung together one draw and no fewer than 17 wins, including ten in their last ten games.
- ⚽ Egypt are yet to taste victory in the World Cup after four games played, with a track record of two draws and two defeats. To date they have only faced European opposition, namely Hungary in 1934 and the Netherlands, Republic of Ireland and England in 1990.
- ⚽ On 8 October the Egyptians secured qualification for Russia 2018 with one matchday to spare, thanks to their 2-1 victory over Congo in Alexandria. The decisive goal was scored late by Mohamed Salah from the penalty spot on 94 minutes.



England (ENG)

General Association Facts	
Year Association founded	1863
Year Association affiliated	1905
Confederation	UEFA
FIFA World Ranking position October 2017	12
Preliminary competition facts	
Preliminary competitions	16 participations
2018 FIFA World Cup Preliminary Competition	
How they qualified	UEFA Preliminary Competition, winner Group H
Date of qualification	5 October 2017
Coaches	Sam ALLARDYCE, ENG (-September 2016) Gareth SOUTHGATE, ENG
Top scorers	5 goals Harry KANE
Matches (win - draw - loss)	10 (8 - 2 - 0)
Goals for / goals against	18 / 3
FIFA World Cup™ competition facts	
Participations prior 2018	14 participations
First FIFA World Cup	1950
Best FIFA World Cup achievement	Champions in 1966
Matches (win - draw - loss)	62 (26 - 20 - 16)
Goals for / goals against	79 / 56
Biggest win / best score	3-0 v. Denmark in 2002 v. Paraguay in 1986 v. Poland in 1986
Most capped player	17 caps Peter SHILTON FWC 1982, 1986, 1990
Top Scorer	10 goals Gary LINEKER FWC 1986, 1990
Most matches as coach	14 matches Walter WINTERBOTTOM, ENG

FIFA World Cup Team History			
Year	Host	Participation & Ranking	Team Manager
1930	URU	<i>No preliminary competition</i>	
1934	ITA	<i>Did not enter</i>	
1938	FRA	<i>Did not enter</i>	
1950	BRA	Group stage	Walter WINTERBOTTOM, ENG
1954	SUI	Quarter-finals	Walter WINTERBOTTOM, ENG
1958	SWE	Group stage	Walter WINTERBOTTOM, ENG
1962	CHI	Quarter-finals	Walter WINTERBOTTOM, ENG
1966*	ENG	Champions	Alf RAMSEY, ENG
1970**	MEX	Quarter-finals	Alf RAMSEY, ENG
1974	FRG	<i>Did not qualify</i>	
1978	ARG	<i>Did not qualify</i>	
1982	ESP	Second round	Ron GREENWOOD, ENG
1986	MEX	Quarter-finals	Bobby ROBSON, ENG
1990	ITA	Semi-finals (4 th)	Bobby ROBSON, ENG
1994	USA	<i>Did not qualify</i>	
1998	FRA	Round of 16	Glenn HODDLE, ENG
2002	JPN/KOR	Quarter-finals	Sven Goran ERIKSSON, SWE
2006	GER	Quarter-finals	Sven Goran ERIKSSON, SWE
2010	RSA	Round of 16	Fabio CAPELLO, ITA
2014	BRA	Group stage	Roy HODGSON, ENG
2018	RUS	<i>Qualified</i>	

* Qualified automatically as host

** Qualified as defending champion

Team facts & figures – ENGLAND (ENG)

- ⚽ England are contesting their 15th World Cup and this campaign equals their record of six consecutive participations, which was set between 1950 and 1970.
- ⚽ Of the eight teams that have won a World Cup, England were the last to make their debut in the competition, kicking off with a 2-0 success against Chile on 25 June 1950. The first of England's 79 goals in the finals was scored by Stan Mortensen.
- ⚽ In the Brazil 2014 tournament, England were eliminated in the group stage without winning any of their matches (one draw and two defeats). The only other time the *Three Lions* had exited the competition without a victory was in the 1958 edition, when they collected three draws and one defeat.
- ⚽ Harry Kane was England's top scorer on the qualifying trail to Russia 2018, with five goals. The forward bagged no fewer than three of those strikes in injury time after 90 minutes, snatching a 2-2 draw with Scotland, sealing a 4-0 over Malta and edging a 1-0 victory over Slovenia.
- ⚽ Besides being England's most experienced player in the World Cup, with 17 appearances, goalkeeper Peter Shilton shares the tournament record of ten clean sheets with French stopper Fabien Barthez.



France (FRA)

General Association Facts	
Year Association founded	1904
Year Association affiliated	1904
Confederation	UEFA
FIFA World Ranking position October 2017	7
Preliminary competition facts	
Preliminary competitions	17 participations
2018 FIFA World Cup Preliminary Competition	
How they qualified	UEFA Preliminary Competition, winner Group A
Date of qualification	10 October 2017
Coach	Didier DESCHAMPS, FRA
Top scorers	4 goals Olivier GIROUD Antoine GRIEZMANN
Matches (win - draw - loss)	10 (7 - 2 - 1)
Goals for / goals against	18 / 6
FIFA World Cup™ competition facts	
Participations before 2018	14 participations
First FIFA World Cup	1930
Best FIFA World Cup achievement	Champions in 1998
Matches (win - draw - loss)	59 (28 - 12 - 19)
Goals for / goals against	106 / 71
Biggest win / best score	7-3 v. Paraguay in 1958 4-0 v. Northern Ireland in 1958 v. Saudi Arabia in 1998
Most capped player	17 caps Fabien BARTHEZ FWC 1998, 2002, 2006 Thierry HENRY FWC 1998, 2002, 2006
Top Scorer	13 goals Just FONTAINE FWC 1958
Most matches as coach	10 matches Raymond DOMENECH, FRA Michel HIDALGO, FRA

FIFA World Cup Team History		
Year Host	Participation & Ranking	Team Manager
1930 URU	Group stage	Raoul CAUDRON, FRA
1934 ITA	First stage	George KIMPTON, ENG
1938* FRA	Quarter-finals	Gaston BARREAU, FRA
1950 BRA	<i>Did not qualify</i>	
1954 SUI	Group stage	Pierre PIBAROT, FRA
1958 SWE	Semi-finals (3 rd)	Albert BATTEAUX, FRA
1962 CHI	<i>Did not qualify</i>	
1966 ENG	Group stage	Henri GUERIN, FRA
1970 MEX	<i>Did not qualify</i>	
1974 FRG	<i>Did not qualify</i>	
1978 ARG	Group stage	Michel HIDALGO, FRA
1982 ESP	Semi-finals (4 th)	Michel HIDALGO, FRA
1986 MEX	Semi-finals (3 rd)	Henri MICHEL, FRA
1990 ITA	<i>Did not qualify</i>	
1994 USA	<i>Did not qualify</i>	
1998* FRA	Champions	Aime JACQUET, FRA
2002** JPN/KOR	Group stage	Roger LEMERRE, FRA
2006 GER	Runners-up	Raymond DOMENECH, FRA
2010 RSA	Group stage	Raymond DOMENECH, FRA
2014 BRA	Quarter-finals	Didier DESCHAMPS, FRA
2018 RUS	<i>Qualified</i>	

* Qualified automatically as hosts.

** Qualified as defending champion

Team facts & figures – FRANCE

- ⚽ France are competing in the 15th World Cup and the sixth in a row. *Les Bleus* were the last side to win the title on home soil, back in 1998.
- ⚽ France have made the title “First time in World Cup history” their own by scoring the competition’s first goal (Lucien Laurent netted in the 19th minute of their 4-1 win over Mexico on 13th July 1930), saving the first penalty (Alex Thepot against Chile on 19 July 1930), scoring the first penalty in extra time (Georges Verriest in the 116th minute against Austria in 1934), scoring the first penalty in a penalty shoot-out (Alain Giresse in the 1982 semi-final against Germany FR), saving the first penalty in a penalty shoot-out (Jean-Luc Ettori, also in the 1982 semi-final) and, finally, scoring the first golden goal through Laurent Blanc in 1998’s Round of 16 match against Paraguay.
- ⚽ Olivier Giroud’s opener in the 5-2 win over Switzerland at Brazil 2014 was the 100th World Cup goal notched by France, who are the fifth team to have passed the century mark after Germany, Brazil, Argentina and Italy. Subsequently on the trail to Russia 2018, France hit their 200th goal in World Cup qualification. The milestone was passed on 7 October 2016 when Dimitri Payet made the score 2-0 against Bulgaria, in a match that would eventually finish 4-1 in favour of the home side.
- ⚽ French striker Just Fontaine still holds the record for the most goals scored in a single edition of the World Cup, having struck 13 times in Sweden 1958.
- ⚽ On 3 September, France drew 0-0 with Luxembourg in the Stade de Toulouse, their first qualifying match in the southwestern French city for almost 18 years, since they overcame Cyprus 2-0 on 18 November 1989.



Germany (GER)

General Association Facts	
Year Association founded	1900
Year Association affiliated	1904
Confederation	UEFA
FIFA World Ranking position October 2017	1
Preliminary competition facts	
Preliminary competitions	14 participations
2018 FIFA World Cup Preliminary Competition	
How they qualified	UEFA Preliminary Competition, winner Group C
Date of qualification	5 October 2017
Coach	Joachim LOEW, GER
Top scorers	5 goals Thomas MUELLER Sandro WAGNER
Matches (win - draw - loss)	10 (10 - 0 - 0)
Goals for / goals against	43 / 4
FIFA World Cup™ competition facts	
Participations prior 2018	18 participations
First FIFA World Cup	1934
Best FIFA World Cup achievement	Champions in 1954, 1974, 1990, 2014
Matches (win - draw - loss)	106 (66 - 20 - 20)
Goals for / goals against	224 / 121
Biggest win / best score	8-0 v. Saudi Arabia in 2002
Most capped player	25 caps Lothar MATTHAEUS FWC 1982, 1986, 1990, 1994, 1998
Top Scorer	16 goals Miroslav KLOSE FWC 2002, 2006, 2010, 2014
Most matches as coach	25 matches Helmut SCHOEN, FRG

FIFA World Cup Team History			
Year	Host	Participation & Ranking	Team Manager
1930	URU	<i>No preliminary competition</i>	
1934	ITA	Semi-finals (3 rd)	Otto NERZ, GER
1938	FRA	First round	Sepp HERBERGER, GER
1950	BRA	<i>Did not enter</i>	
1954	SUI	Champions	Sepp HERBERGER, FRG
1958**	SWE	Semi-finals (4 th)	Sepp HERBERGER, FRG
1962	CHI	Quarter-finals	Sepp HERBERGER, FRG
1966	ENG	Runners-up	Helmut SCHOEN, FRG
1970	MEX	Semi-finals (3 rd)	Helmut SCHOEN, FRG
1974*	FRG	Champions	Helmut SCHOEN, FRG
1978**	ARG	Second round	Helmut SCHOEN, FRG
1982	ESP	Runners-up	Jupp DERWALL, FRG
1986	MEX	Runners-up	Franz BECKENBAUER, FRG
1990	ITA	Champions	Franz BECKENBAUER, FRG
1994**	USA	Quarter-finals	Berti VOGTS, GER
1998	FRA	Quarter-finals	Berti VOGTS, GER
2002	JPN/KOR	Runners-up	Rudi VOELLER, GER
2006*	GER	Semi-finals (3 rd)	Juergen KLINSMANN, GER
2010	RSA	Semi-finals (3 rd)	Joachim LOEW, GER
2014	BRA	Champions	Joachim LOEW, GER
2018	RUS	<i>Qualified</i>	

1954-1990 Federal Republic of Germany (FRG)

* Qualified automatically as host

** Qualified automatically as defending champions

Team facts & figures – GERMANY

- 🏆 Germany have played the most matches (106) and scored the most goals (224) in the World Cup. They have also accumulated the most appearances in the semi-finals (13 in 18 participations) and in the Final (eight).
- 🏆 The records for the most World Cup appearances as a player and as a coach are both held by Germans, as is the honour of being the event's all-time top scorer. Lothar Matthaus played 25 matches between 1982 and 1998; Helmut Schon coached the national team in 25 games between 1966 and 1978; and in Brazil, Miroslav Klose became the event's all-time leading scorer with 16 goals.
- 🏆 A total of 12% of Germany's goals scored in the World Cup (27 out of 224) were netted by players with the surname Muller: 14 by Gerd, 10 by Thomas, 2 by Dieter and one by Hansi.
- 🏆 With ten victories from as many preliminary matches, Germany are the only team to have qualified for Russia 2018 with a 100% winning record.
- 🏆 *Die Nationalelf* also set other records en route to the 2018 World Cup: at international level, by fielding 21 different players during qualification, and at European level, by scoring 43 goals (the same number as Belgium) and achieving a goal difference of +39.



Iceland (ISL)

General Association Facts	
Year Association founded	1947
Year Association affiliated	1947
Confederation	UEFA
FIFA World Ranking position October 2017	21
Preliminary competition facts	
Preliminary competitions	13 participations
2018 FIFA World Cup Preliminary Competition	
How they qualified	UEFA Preliminary Competition, winners Group I
Date of qualification	9 October 2017
Coach	Heimir HALLGRIMSSON, ISL
Top scorers	4 goals Gylfi SIGURDSSON
Matches (win - draw - loss)	10 (7 - 1 - 2)
Goals for / goals against	16 / 7
FIFA World Cup™ competition facts	
Participations prior 2018	0
First FIFA World Cup	2018

FIFA World Cup Team History			
Year	Host	Participation & Ranking	Team Manager
1930	URU	Not affiliated	
1934	ITA	Not affiliated	
1938	FRA	Not affiliated	
1950	BRA	Did not enter	
1954	SUI	Entry not accepted	
1958	SWE	Did not qualify	
1962	CHI	Did not enter	
1966	ENG	Did not enter	
1970	MEX	Did not enter	
1974	FRG	Did not qualify	
1978	ARG	Did not qualify	
1982	ESP	Did not qualify	
1986	MEX	Did not qualify	
1990	ITA	Did not qualify	
1994	USA	Did not qualify	
1998	FRA	Did not qualify	
2002	JPN/KOR	Did not qualify	
2006	GER	Did not qualify	
2010	RSA	Did not qualify	
2014	BRA	Did not qualify	
2018	RUS	Qualified	

Team facts & figures – ICELAND

- 🏆 Iceland are one of two newcomers in the 2018 edition of the World Cup, the other being Panama. The islanders are the 34th European team to take part in the finals, after Bosnia and Herzegovina who debuted four years ago in Brazil.
- 🏆 Not counting Iceland's third-placed finish in the Youth Olympic Football Tournament in Nanjing in 2014, *Strákarnir okkar* are making their debut in the finals of a FIFA competition. The senior side reached the quarter-finals of the UEFA European Championship 2016, also in their maiden campaign.
- 🏆 Iceland have played 106 World Cup qualifiers and won 28. Seven of those successes, or 25% of the total, came in the ten-match qualification push for Russia 2018.
- 🏆 The islanders' five home matches (all won) en route to Russia 2018 were played at the Laugardalsvöllur stadium in Reykjavik, which has hosted every one of Iceland's 51 home games in the history of World Cup qualification.
- 🏆 Gylfi Sigurdsson was Iceland's top scorer in qualification for Russia 2018, netting four goals, and is now his country's all-time second-highest marksman in the preliminary tournament with eight goals overall, three behind Eidur Gudjohnsen. With his two goals against Ukraine on 5 September 2017, Sigurdsson became the only Icelander to net a brace in two different qualifying campaigns, having bagged the first in March 2013 during the 2-1 victory away to Slovenia.



IR Iran (IRN)

General Association Facts	
Year Association founded	1920
Year Association affiliated	1948
Confederation	AFC
FIFA World Ranking position October 2017	34
Preliminary competition facts	
Preliminary participations	10
2018 FIFA World Cup Preliminary Competition	
How they qualified	Winner of Group A of the Asian round 3 qualifying competition
Date of qualification	12 June 2017
Coach	Carlos QUEIROZ, POR
Top scorer	11 goals Sardar AZMOUN
Matches (win - draw - loss)	18 (12 - 6 - 0)
Goals for / goals against	36 / 5
FIFA World Cup™ competition facts	
Participations prior 2018	4 participations
First FIFA World Cup	1978
Best FIFA World Cup achievement	Group stage in 1978, 1998, 2006, 2014
Matches (win - draw - loss)	12 (1 - 3 - 8)
Goals for / against	7 / 22
Biggest win/best score	2-1 v. USA in 1998
Most capped players	6 caps Mehdi MAHDAVIKIA FWC 1998, 2006 Andranik TIMOTIAN FWC 2006, 2014
Top scorer	7 players with 1 goal
Most matches as coach	3 matches Branko IVANKOVIC, CRO Heshmat MOHADJERANI, IRN Carlos QUEIROZ, POR Jalal TALEBI, IRN

FIFA World Cup Team History		
Year Host	Participation final achievement	Team Manager
1930 URU	Not a FIFA member	
1934 ITA	Not a FIFA member	
1938 FRA	Not a FIFA member	
1950 BRA	Did not enter	
1954 SUI	Did not enter	
1958 SWE	Did not enter	
1962 CHI	Did not enter	
1966 ENG	Did not enter	
1970 MEX	Did not enter	
1974 FRG	Did not qualify	
1978 ARG	Group stage	Heshmat MOHADJERANI, IRN
1982* ESP	Withdrew from the preliminary competition	
1986 MEX	Excluded from the preliminary competition	
1990 ITA	Did not qualify	
1994 USA	Did not qualify	
1998 FRA	Group stage	Jalal TALEBI, IRN
2002 JPN/KOR	Did not qualify	
2006 GER	Group stage	Branko IVANKOVIC, CRO
2010 RSA	Did not qualify	
2014 BRA	Group stage	Carlos QUEIROZ, POR
2018 RUS	Qualified	

*Withdrew from the 1982 preliminary competition without playing a single match

Team facts & figures – IR IRAN

- 🏆 Iran were the first Asian team to qualify for the 2018 World Cup, thanks to their 2-0 win over Uzbekistan in Tehran on 12 June 2017.
- 🏆 En route to Russia 2018, the Iranians set the record for the most consecutive clean sheets in World Cup qualification, going 12 games and a total of 1121 minutes without conceding a goal. The previous record of 11 straight clean sheets was jointly held by Korea Republic and Republic of Ireland, on 1053 and 1041 minutes respectively.
- 🏆 The West Asians are appearing in their fifth World Cup, having qualified for back-to-back editions for the first time.
- 🏆 Team Melli's only victory in 12 World Cup games finished 2-1 against USA in Lyon, following goals from Hamid Estili and Mehdi Mahdavia for Iran and Brian McBride for the Americans.
- 🏆 Ahead of Russia 2018, Iran concluded their preliminary campaign unbeaten with 12 wins and six draws. They had only done so once before, during their first successful charge to the 1978 finals, when they saw out the Asian qualifying competition with a total of ten wins and two draws.



Japan (JPN)

General Association Facts	
Year Association founded	1921
Year Association affiliated	1929
Confederation	AFC
FIFA World Ranking position October 2017	44
Preliminary competition facts	
Preliminary competitions	14 participations
2018 FIFA World Cup Preliminary Competition	
Date of qualification	31 August 2017
How they qualified	Winner of Group B of the Asian round 3 qualifying competition
Coach	Vahid HALILHODZIC, BIH
Top scorer	7 goals Keisuke HONDA
Matches (win - draw - loss)	18 (13 - 3 - 2)
Goals for / goals against	44 / 7
FIFA World Cup™ competition facts	
Participations before 2018	5 participations
First FIFA World Cup	1998
Best FIFA World Cup achievement	Round of 16 in 2002, 2010
Matches (win - draw - loss)	17 (4 - 4 - 9)
Goals for / goals against	14 / 22
Biggest win / best score	2-0 v. Tunisia in 2002 3-1 v. Denmark in 2010
Most capped player	10 caps Hidetoshi NAKATA FWC 1998, 2002, 2006
Top Scorer	3 goals Keisuke HONDA FWC 2010, 2014
Most matches as coach	7 matches Takeshi OKADA, JPN

FIFA World Cup Team History		
Year Host	Participation & Ranking	Team Manager
1930 URU	<i>No preliminary competition</i>	
1934 ITA	<i>Did not enter</i>	
1938° FRA	<i>Withdrew from the preliminary competition</i>	
1950 BRA	<i>Did not enter</i>	
1954 SUI	<i>Did not qualify</i>	
1958 SWE	<i>Did not enter</i>	
1962 CHI	<i>Did not qualify</i>	
1966 ENG	<i>Did not enter</i>	
1970 MEX	<i>Did not qualify</i>	
1974 FRG	<i>Did not qualify</i>	
1978 ARG	<i>Did not qualify</i>	
1982 ESP	<i>Did not qualify</i>	
1986 MEX	<i>Did not qualify</i>	
1990 ITA	<i>Did not qualify</i>	
1994 USA	<i>Did not qualify</i>	
1998 FRA	Group stage	Takeshi OKADA, JPN
2002* JPN/KOR	Round of 16	Philippe TROUSSIER, FRA
2006 GER	Group stage	ZICO, BRA
2010 RSA	Round of 16	Takeshi OKADA, JPN
2014 BRA	Group stage	Alberto ZACCHERONI, ITA
2018-RUS	Qualified	

° *Withdrew from the 1938 preliminary competition without playing a single match*

* *Qualified automatically as co-host*

Team facts & figures – JAPAN

- ⚽ Japan are attending their sixth World Cup and have appeared in every edition since 1998.
- ⚽ Since 3 June 2012, Japan have played every one of their World Cup home qualifiers in Saitama. However, during this campaign the Samurai Blue recorded their first qualifying defeat at the Saitama Stadium 2002, against United Arab Emirates on 1 September 2016.
- ⚽ Japan have got beyond the group stage twice, only to be eliminated in the Round of 16 on both occasions, by Turkey in 2002 and on penalties against Paraguay in 2010.
- ⚽ In their two previous World Cup campaigns on European soil, Japan failed to record a win, mustering only a draw and five defeats in six games played. Their only positive result was a 0-0 draw with Croatia in 2006.
- ⚽ The Japanese collected the most wins of any Asian team on the trail to Russia 2018, with 13 out of a possible 18. Their other fixtures yielded three draws and two defeats.



Korea Republic (KOR)

General Association Facts	
Year Association founded	1933
Year Association affiliated	1948
Confederation	AFC
FIFA World Ranking position October 2017	62
Preliminary competition facts	
Preliminary competitions	14 participations
2018 FIFA World Cup Preliminary Competition	
Date of qualification	5 September 2017
How they qualified	Runners-up of Group A of the Asian round 3 qualifying competition
Coaches	Uli STIELIKE, GER (-June 2017) Tae Yong SHIN, KOR
Top scorer	7 goals SON Heungmin
Matches (win - draw - loss)	18 (12 - 3 - 3)
Goals for / goals against	38 / 10
FIFA World Cup™ competition facts	
Participations before 2018	9 participations
First FIFA World Cup	1954
Best FIFA World Cup achievement	4 th in 2002
Matches (win - draw - loss)	31 (5 - 9 - 17)
Goals for / goals against	31 / 67
Biggest win / best score	2-0 v. Poland in 2002 v. Greece in 2010
Most capped player	16 caps HONG Myung Bo FWC 1990, 1994, 1998, 2002
Top Scorer	3 goals AHN Jung Hwan FWC 2002, 2006 PARK Ji Sung FWC 2002, 2006, 2010
Most matches as coach	8 matches Guus HIDDINK, NED

FIFA World Cup Team History			
Year	Host	Participation / final achievement	Team Manager
1930	URU	<i>Not a FIFA member</i>	
1934	ITA	<i>Not a FIFA member</i>	
1938	FRA	<i>Not a FIFA member</i>	
1950	BRA	<i>Did not enter</i>	
1954	SUI	Group stage	KIM Yong Shik, KOR
1958	SWE	<i>Entry not accepted</i>	
1962	CHI	<i>Did not qualify</i>	
1966**	ENG	<i>Withdrew from the preliminary competition</i>	
1970	MEX	<i>Did not qualify</i>	
1974	FRG	<i>Did not qualify</i>	
1978	ARG	<i>Did not qualify</i>	
1982	ESP	<i>Did not qualify</i>	
1986	MEX	Group stage	KIM Jung Nam, KOR
1990	ITA	Group stage	LEE Hoe Taik, KOR
1994	USA	Group stage	KIM Ho, KOR
1998	FRA	Group stage	CHA Bum Kun, KOR KIM Pyung Seok, KOR
2002*	JPN/KOR	Semi-finals (4 th)	Guus HIDDINK, NED
2006	GER	Group stage	Dick ADVOCAT, NED
2010	RSA	Round of 16	HUH Jungmoo, KOR
2014	BRA	Group stage	HONG Myungbo, KOR
2018	RUS	Qualified	

* Qualified automatically as co-host

** withdrew from the preliminary competition without playing a single match

Team facts & figures - KOREA REPUBLIC

- ⚽ No other Asian side can claim as many World Cup participations as Korea Republic, who will be making their tenth appearance at Russia 2018 and their ninth in a row. The *Taeguk Warriors* made their debut in 1954 and have competed in every finals since 1986.
- ⚽ Four of Korea Republic's five wins from 31 matches contested in the World Cup came against European opposition, namely Poland, Portugal and Italy in 2002 and Greece in 2010. The only non-European side they overcame was Togo in 2006.
- ⚽ Korea Republic have played more World Cup qualifiers than any other Asian team, with 135, and their haul of 82 victories is also an AFC record.
- ⚽ The Koreans' fourth-place finish in the 2002 edition was the best placing by an Asian side in World Cup history.
- ⚽ The 8-0 victory over Laos on 3 September 2015 was Korea Republic's second-biggest winning margin in World Cup qualification, eclipsed only by a 9-0 success over Nepal in 1989.



Mexico (MEX)

General Association Facts	
Year Association founded	1927
Year Association affiliated	1929
Confederation	CONCACAF
FIFA World Ranking position October 2017	16
Preliminary competition facts	
Preliminary participations	15 participations
2018 FIFA World Cup Preliminary Competition	
How they qualified	Winners of the CONCACAF preliminary competition
Date of qualification	1 September 2017
Coach	Juan Carlos OSORIO, COL
Top scorer	4 goals Hirving LOZANO
Matches (win/ draw / loss)	16 (11 - 4 - 1)
Goals for / against	29 / 8
FIFA World Cup™ competition facts	
Participations prior 2018	15 participations
First FIFA World Cup	1930
Best FIFA World Cup achievement	Quarter-finals in 1970, 1986
Matches (win / draw / loss)	53 (14 - 14 - 25)
Goals for / against	57 / 92
Biggest win/best score	4-0 v. El Salvador in 1970
Most capped player	16 caps Rafael MARQUEZ FWC 2002, 2006, 2010, 2014
Top scorer	4 goals Luis HERNANDEZ FWC 1998
Most matches as coach	8 matches Javier AGUIRRE, MEX

FIFA World Cup Team History			
Year	Host	Participation & Ranking	Team Manager
1930	URU	Group Stage	Juan LUQUE, MEX
1934	ITA	<i>Did not qualify</i>	
1938 ^o	FRA	<i>Withdrew from the preliminary competition</i>	
1950	BRA	Group stage	Octavio VIAL, MEX
1954	SUI	Group Stage	Antonio LOPEZ, ESP
1958	SWE	Group Stage	Antonio LOPEZ, ESP
1962	CHI	Group stage	Ignacio TRELLEZ, MEX
1966	ENG	Group stage	Ignacio TRELLEZ, MEX
1970*	MEX	Quarter-finals	Raul CARDENAS, MEX
1974	FRG	<i>Did not qualify</i>	
1978	ARG	Group stage	Jose ROCA, MEX
1982	ESP	<i>Did not qualify</i>	
1986*	MEX	Quarter-finals	Bora MILUTINOVIC, YUG
1990	ITA	<i>Disqualified</i>	
1994	USA	Round of 16	Miguel Mejia BARON, MEX
1998	FRA	Round of 16	Manuel LAPUENTE, MEX
2002	JPN/KOR	Round of 16	Javier AGUIRRE, MEX
2006	GER	Round of 16	Ricardo LA VOLPE, ARG
2010	RSA	Round of 16	Javier AGUIRRE, MEX
2014	BRA	Round of 16	Miguel HERRERA, MEX
2018	RUS	<i>Qualified</i>	

^o *withdrew from the 1938 preliminary competition without playing a single match*

* *Qualified automatically as host
Disqualified from the 1990 qualifiers as a result of a two-year ban FIFA imposed for falsifying age at a youth championship.*

Team facts & figures - MEXICO

- ⚽ Mexico are competing in their 16th World Cup, a tally bettered only by Brazil, Germany, Italy and Argentina.
- ⚽ *El Tri* have contested a record 175 World Cup qualifiers and are the only side to have passed the milestone of 400 goals scored in World Cup qualification.
- ⚽ The Mexicans achieved their best placing in the editions which they hosted, reaching the quarter-finals before losing to the eventual runners-up both times, namely Italy in 1970 and Germany FR in 1986. In each of their last six outings since 1994, *El Tri* made it past the opening round only to be eliminated in the Round of 16.
- ⚽ A Mexican scored the first penalty in the World Cup, after Chilean Carlos Vidal and Argentina's Fernando Paternoster had respectively failed to convert the first two spot-kicks awarded in the competition's history. Mexico's Manuel Rosas beat Argentinian goalkeeper Angel Bossio from 12 yards on 19 July 1930 in the 42th minute, although he had a second penalty saved 23 minutes later.
- ⚽ On 11 November 2016, Mexico achieved their first World Cup qualifying victory in the USA for 44 years, winning 2-1 just like they did the previous time in 1972, ahead of Germany 1974.



Morocco (MAR)

General Association Facts	
Year Association founded	1955
Year Association affiliated	1960
Confederation	CAF
FIFA World Ranking position October 2017	48
Preliminary competition facts	
Preliminary participations	14 participations
2018 FIFA World Cup Preliminary Competition	
How they qualified	CAF preliminary competition, winners group C
Date of qualification	11 November 2017
Coaches	Badou ZAKI, MAR (-February 2016) Herve RENARD, FRA
Top scorer	4 goals Khalid BOUTAIB
Matches (win - draw - loss)	8 (4 - 3 - 1)
Goals for / goals against	13 / 1
FIFA World Cup™ competition facts	
Participations prior 2018	4 participations
First FIFA World Cup	1970
Best FWC achievement	Round of 16 in 1986
Matches (win - draw - loss)	13 (2 - 4 - 7)
Goals for / goals against	12 / 18
Biggest win / best score	3-0 v. Scotland in 1998
Most capped player	6 caps Mustafa EL HADJI FWC 1994, 1998
Top Scorer	2 goals Salaheddine BASSIR Abdeljalil HADDA FWC 1998
Most matches as coach	4 matches Jose FARIA, BRA

FIFA World Cup Team History			
Year	Host	Participation & Ranking	Team Manager
1930	URU	<i>No preliminary competition</i>	
1934	ITA	<i>Did not enter</i>	
1938	FRA	<i>Did not enter</i>	
1950	BRA	<i>Did not enter</i>	
1954	SUI	<i>Did not enter</i>	
1958	SWE	<i>Did not enter</i>	
1962	CHI	<i>Did not qualify</i>	
1966	ENG	<i>Did not qualify</i>	
1970	MEX	Group stage	Blagoje VIDINIC, YUG
1974	FRG	<i>Did not qualify</i>	
1978	ARG	<i>Did not qualify</i>	
1982	ESP	<i>Did not qualify</i>	
1986	MEX	Round of 16	Jose FARIA, BRA
1990	ITA	<i>Did not qualify</i>	
1994	USA	Group stage	Abdellah BLINDA, MAR
1998	FRA	Group stage	Henri MICHEL, FRA
2002	JPN/KOR	<i>Did not qualify</i>	
2006	GER	<i>Did not qualify</i>	
2010	RSA	<i>Did not qualify</i>	
2014	BRA	<i>Did not qualify</i>	
2018	RUS	<i>Qualified</i>	

Team facts & figures – MOROCCO (MAR)

- ⚽ Morocco return to the World Cup finals 20 years since their last outing, at France 1998. Their best finish dates to 1986, when they went beyond the first round before losing 1-0 to Germany FR in the Round of 16, following an 88th-minute goal by Lothar Matthaus. In each of their other three participations, the Atlas Lions exited in the group stage.
- ⚽ The Moroccans made their World Cup debut in Mexico 1970, marking African football's comeback to the centrepiece tournament 36 years after Egypt became the continent's first entrant in 1934.
- ⚽ The Atlas Lions have contested 13 matches in the World Cup, posting two wins, four draws and seven defeats. All the positive results (two wins and four draws) came against European sides, notably a 3-1 win over Portugal in 1986 and a 3-0 success over Scotland in 1998.
- ⚽ The North Africans have played 112 fixtures in the African Zone preliminary competition, more than any other team.
- ⚽ In the 3-0 win over Gabon on 7 October 2017, Khalid Boutaib grabbed the second hat-trick by a Moroccan player in World Cup qualification, following Jaouad Zairi's treble on 9 February 2005 in the 5-1 win over Kenya.



Nigeria (NGA)

General Association Facts	
Year Association founded	1945
Year Association affiliated	1960
Confederation	CAF
FIFA World Ranking position October 2017	41
Preliminary competition facts	
Preliminary participations	13 participations
2018 FIFA World Cup Preliminary Competition	
How they qualified	CAF preliminary competition, winners group B
Date of qualification	7 October 2017
Coaches	Sunday OLISEH, NGA (-26.02.2016) Gernot ROHR, GER
Top scorer	3 goals Victor MOSES
Matches (win - draw - loss)	8 (5 - 3 - 0)
Goals for / goals against	14 / 4
FIFA World Cup™ competition facts	
Participations prior 2018	5 participations
First FIFA World Cup	1994
Best FWC achievement	Round of 16 in 1994, 1998, 2014
Matches (win - draw - loss)	18 (5 - 3 - 10)
Goals for / goals against	20 / 26
Biggest win / best score	3-0 v. Bulgaria in 1994
Most capped player	10 caps Joseph YOBO FWC 2002, 2010, 2014
Top Scorer	2 goals 4 players with 2 goals
Most matches as coach	4 matches Stephen KESHI, NGA Bora MILUTINOVIC, YUG Clemens WESTERHOF, NED

FIFA World Cup Team History			
Year	Host	Participation & Ranking	Team Manager
1930	URU	<i>No preliminary competition</i>	
1934	ITA	<i>Did not enter</i>	
1938	FRA	<i>Did not enter</i>	
1950	BRA	<i>Did not enter</i>	
1954	SUI	<i>Did not enter</i>	
1958	SWE	<i>Did not enter</i>	
1962	CHI	<i>Did not qualify</i>	
1966	ENG	<i>Withdrew from the preliminary competition</i>	
1970	MEX	<i>Did not qualify</i>	
1974	FRG	<i>Disqualified from the preliminary competition</i>	
1978	ARG	<i>Did not qualify</i>	
1982	ESP	<i>Did not qualify</i>	
1986	MEX	<i>Did not qualify</i>	
1990	ITA	<i>Did not qualify</i>	
1994	USA	Round of 16	Clemens WESTERHOF, NED
1998	FRA	Round of 16	Bora MILUTINOVIC, YUG
2002	JPN/KOR	Group stage	Adegboye ONIGBINDE, NGA
2006	GER	<i>Did not qualify</i>	
2010	RSA	Group stage	Lars LAGERBACK, SWE
2014	BRA	Round of 16	Stephen KESHI, NGA
2018	RUS	<i>Qualified</i>	

Team facts & figures – NIGERIA

- ⚽ This is the sixth World Cup contested by Nigeria, who have won more games (five) and scored more goals (20) than any other African side in the competition's history.
- ⚽ The Nigerians earned all five of their World Cup wins against European opponents, beating Bulgaria 3-0 and Greece 2-0 in 1994, Spain 3-2 and Bulgaria 1-0 in 1998, and Bosnia and Herzegovina 1-0 in 2014.
- ⚽ Nigeria faced Argentina in all but one of their five previous participations. The only edition in which the pair did not meet was France 1998, which is also the Super Eagles' only campaign contested on European soil prior to Russia 2018.
- ⚽ Nigeria are undefeated in their last 36 qualifiers, representing the joint-second-longest unbeaten streak in World Cup qualification, level with Germany and behind Spain's 63-game record. The West Africans' last defeat dates back to 20 June 2004, when they lost 1-0 to Angola in Luanda.
- ⚽ The 3-1 victory over Algeria on 12 November 2016 was the 100th World Cup qualifier contested by Nigeria, whose tally has since risen to 104. The Super Eagles are one of three African sides to have passed the century mark, together with Morocco (112) and Tunisia (104).



Panama (PAN)

General Association Facts	
Year Association founded	1937
Year Association affiliated	1938
Confederation	CONCACAF
FIFA World Ranking position October 2017	49
Preliminary competition facts	
Preliminary participations	11 participations
2018 FIFA World Cup Preliminary Competition	
How they qualified	3 rd place in the CONCACAF preliminary competition
Date of qualification	10 October 2017
Coach	Hernan GOMEZ, COL
Top scorer	2 goals 5 players with 2 goals
Matches (win - draw - loss)	16 (6 - 5 - 5)
Goals for / goals against	16 / 15
FIFA World Cup™ competition facts	
Participations prior 2018	0 participations
First FIFA World Cup	2018

FIFA World Cup Team History			
Year	Host	Participation & Ranking	Team Manager
1930	URU	<i>No preliminary competition</i>	
1934	ITA	<i>Did not enter</i>	
1938	FRA	<i>Did not enter</i>	
1950	BRA	<i>Did not enter</i>	
1954	SUI	<i>Did not enter</i>	
1958	SWE	<i>Did not enter</i>	
1962	CHI	<i>Did not enter</i>	
1966	ENG	<i>Did not enter</i>	
1970	MEX	<i>Did not enter</i>	
1974	FRG	<i>Did not enter</i>	
1978	ARG	<i>Did not qualify</i>	
1982	ESP	<i>Did not qualify</i>	
1986	MEX	<i>Did not qualify</i>	
1990	ITA	<i>Did not qualify</i>	
1994	USA	<i>Did not qualify</i>	
1998	FRA	<i>Did not qualify</i>	
2002	JPN/KOR	<i>Did not qualify</i>	
2006	GER	<i>Did not qualify</i>	
2010	RSA	<i>Did not qualify</i>	
2014	BRA	<i>Did not qualify</i>	
2018	RUS	<i>Qualified</i>	

Team facts & figures – PANAMA

- ⚽ Along with Iceland, Panama are one of two teams making their World Cup debut. The last of the previous ten CONCACAF representatives to make their tournament bow were Trinidad and Tobago in 2006.
- ⚽ Since 2003, Panama have qualified for five FIFA U-20 World Cups and two FIFA U-17 World Cups, with the U-17 team posting the best finish by reaching the Round of 16 in 2011.
- ⚽ The team's historic first qualification was confirmed with a 2-1 home success over Costa Rica on the last day of the final group round. The decisive goal was scored by Roman Torres two minutes from the end.
- ⚽ Gabriel Torres' opener in the 3-0 win over Trinidad and Tobago on 5 September 2017 was Panama's 100th goal scored in World Cup qualifying.
- ⚽ With his two strikes en route to Russia 2018, Luis Tejada increased his overall World Cup qualifying haul to 14 goals and becomes Panama's leading scorer in the competition, overtaking Blas Perez who achieved a career total of 12. Tejada is also the first Panamanian to score in four different preliminary campaigns, an exploit achieved by another eight players in the CONCACAF Zone. Within that group, however, only the trio of Russell Latapy (Trinidad and Tobago), Rafael Marquez (Mexico) and Carlos Ruiz (Guatemala) have been on target in five editions.



Peru (PER)

General Association Facts	
Year Association founded	1922
Year Association affiliated	1924
Confederation	CONMEBOL
FIFA World Ranking position October 2017	10
Preliminary competition facts	
Preliminary participations	16 participations
2018 FIFA World Cup Preliminary Competition	
How they qualified	Winner of the CONMEBOL-OFC Zone play-off
Date of qualification	15 November 2017
Top scorer	5 goals Edison FLORES
Coach	Ricardo GARECA, ARG
Matches (win - draw - loss)	20 (8 - 6 - 6)
Goals for / goals against	29 / 26
FIFA World Cup™ competition facts	
Participations prior 2018	4 participations
First FIFA World Cup	1930
Best FIFA World Cup achievement	Quarter-finals in 1970
Matches (win - draw - loss)	15 (4 - 3 - 8)
Goals for / goals against	19 / 31
Biggest win/best score	4-1 v. Iran in 1978 3-0 v. Morocco in 1970
Most capped player	13 caps Teofilo CUBILLAS FWC 1970, 1978, 1982
Top Scorer	10 goals Teofilo CUBILLAS FWC 1970, 1978
Most matches as coach	6 matches Marcos CALDERON, PER

FIFA World Cup Team History			
Year	Host	Participation & Ranking	Team Manager
1930	URU	First round	Francisco BRU, ESP
1934	ITA	<i>Withdrew</i>	
1938	FRA	<i>Did not enter</i>	
1950	BRA	<i>Withdrew</i>	
1954	SUI	<i>Withdrew</i>	
1958	SWE	<i>Did not qualify</i>	
1962	CHI	<i>Did not qualify</i>	
1966	ENG	<i>Did not qualify</i>	
1970	MEX	Quarter-finals	DIDI, BRA
1974	FRG	<i>Did not qualify</i>	
1978	ARG	Group stage	Marcos CALDERON, PER
1982	ESP	Group stage	TIM, BRA
1986	MEX	<i>Did not qualify</i>	
1990	ITA	<i>Did not qualify</i>	
1994	USA	<i>Did not qualify</i>	
1998	FRA	<i>Did not qualify</i>	
2002	JPN/KOR	<i>Did not qualify</i>	
2006	GER	<i>Did not qualify</i>	
2010	RSA	<i>Did not qualify</i>	
2014	BRA	<i>Did not qualify</i>	
2018	RUS	Qualified	

Facts & Figures – PERU

- ⚽ Peru are appearing in their fifth World Cup after a 36-year hiatus, the longest of all the qualified teams, having last featured in Spain 1982. *La Blanquirroja* have gone beyond the group round twice, losing 4-2 to eventual champions Brazil in the 1970 quarter-finals and contesting the second-round group stage in 1978.
- ⚽ One of the 13 goalscorers who have reached double figures in the World Cup is a Peruvian, Teofilo Cubillas, whose ten goals were spread equally between the 1970 and 1978 editions.
- ⚽ Peru's qualification means that eight of the teams that took part in the inaugural edition in 1930 will be competing in Russia 88 years later.
- ⚽ The player who broke the deadlock in the return leg of the intercontinental play-off against New Zealand, Jefferson Farfan, is also Peru's leading goalscorer in the history of World Cup qualification with 16 goals. The forward struck four during this edition, all in Lima and inside 35 minutes.
- ⚽ The Peruvians accrued seven victories in the South American qualification group, equalling their best total since 1998, when the single group format was introduced. The South Americans also won seven matches in that edition, despite playing two matches fewer, but did not manage to qualify. Subsequently between 2002 and 2014, *Los Incas* failed to collect more than four wins per campaign. Their latest tally of 27 goals is an outright record, eclipsing their previous best haul of 20 in 2006.



Poland (POL)

General Association Facts	
Year Association founded	1919
Year Association affiliated	1923
Confederation	UEFA
FIFA World Ranking position October 2017	6
Preliminary competition facts	
Preliminary competitions	17 participations
2018 FIFA World Cup Preliminary Competition	
How they qualified	UEFA Preliminary Competition, winner Group E
Date of qualification	8 October 2017
Coach	Adam NAWALKA, POL
Top scorer	16 goals Robert LEWANDOWSKI
Matches (win - draw - loss)	10 (8 - 1 - 1)
Goals for / goals against	28 / 14
FIFA World Cup™ competition facts	
Participations before 2018	7 participations
First FIFA World Cup	1938
Best achievement	3 rd place in 1974, 1982
Matches (win/ draw / loss)	31 (15 - 5 - 11)
Goals for / against	44 / 40
Biggest win/best score	7-0 v. Haiti in 1974
Most capped player	21 caps Wladyslaw ZMUDA FWC 1974, 1978, 1982, 1986
Top Scorer	10 goals Grzegorz LATO FWC 1974, 1978, 1982
Most matches as coach	11 matches Antoni PIECHNICZEK, POL

FIFA World Cup Team History			
Year	Host	Participation & Ranking	Team Manager
1930	URU	<i>No qualifying tournament</i>	
1934	ITA	<i>Withdrew</i>	
1938	FRA	1 st round	Jozef KALUZA, POL
1950	BRA	<i>Did not enter</i>	
1954	SUI	<i>Did not enter</i>	
1958	SWE	<i>Did not qualify</i>	
1962	CHI	<i>Did not qualify</i>	
1966	ENG	<i>Did not qualify</i>	
1970	MEX	<i>Did not qualify</i>	
1974	FRG	Third place	Kazimierz GORSKI, POL
1978	ARG	2 nd round	Jacek GMOCH, POL
1982	ESP	Third place	Antoni PIECHNICZEK, POL
1986	MEX	Round of 16	Antoni PIECHNICZEK, POL
1990	ITA	<i>Did not qualify</i>	
1994	USA	<i>Did not qualify</i>	
1998	FRA	<i>Did not qualify</i>	
2002	JPN/KOR	Group stage	Jerzy ENGEL, POL
2006	GER	Group stage	Pawel JANAS, POL
2010	RSA	<i>Did not qualify</i>	
2014	BRA	<i>Did not qualify</i>	
2018	RUS	<i>Qualified</i>	

Team facts & figures – POLAND

- ⚽ Poland are appearing in their eighth global showpiece, 12 years since their last participation in Germany 2006.
- ⚽ Poland's most successful spell in the World Cup was undoubtedly between the 1974 and 1982 editions, when they finished third in two out of three campaigns (1974 and 1982) and reached the second round in 1978. In these three editions, the White and Reds played the joint-most games (20, the same as Germany FR) and notched the most wins (12).
- ⚽ In both of their last two participations, Poland faced the host team (Korea Republic in 2002 and Germany in 2006) and failed to make it past the group round, mustering a total of two wins. Both of those successes came against CONCACAF opposition, namely USA (3-1) in 2002 and Costa Rica (2-1) in 2006.
- ⚽ With 16 goals on the trail to Russia 2018, Robert Lewandowski broke the record for the most goals scored in a single European Zone qualifying campaign, surpassing Predrag Mijatovic's previous benchmark of 14 for Yugoslavia ahead of France 1998.
- ⚽ Grzegorz Lato, top scorer in the 1974 edition with seven goals, is one of 13 players to have bagged at least ten goals in the World Cup finals. The Polish winger became the seventh in chronological order to reach double figures when he hit his tenth and last goal in 1982, during the 5-1 victory over Peru.



Portugal (POR)

General Association Facts	
Year Association founded	1914
Year Association affiliated	1923
Confederation	UEFA
FIFA World Ranking position October 2017	3
Preliminary competition facts	
Preliminary competitions	20 participations
<i>2018 FIFA World Cup Preliminary Competition</i>	
How they qualified	UEFA Preliminary Competition, winner Group B
Date of qualification	10 October 2017
Coach	Fernando SANTOS, POR
Top scorer	15 goals CRISTIANO RONALDO
Matches (win - draw - loss)	10 (9 - 0 - 1)
Goals for / goals against	32 / 4
FIFA World Cup™ competition facts	
Participations before 2018	6 participations
First FIFA World Cup	1966
Best achievement	Third place in 1966
Matches (win/ draw / loss)	26 (13 - 4 - 9)
Goals for / against	43 / 29
Biggest win/best score	7-0 v. Korea DPR in 2010
Most capped player	13 caps CRISTIANO RONALDO FWC 2006, 2010, 2014
Top Scorer	9 goals EUSEBIO FWC 1966
Most matches as coach	7 matches Luiz Felipe SCOLARI, BRA

FIFA World Cup Team History			
Year	Host	Participation & Ranking	Team Manager
1930	URU	<i>No preliminary competition</i>	
1934	ITA	<i>Did not qualify</i>	
1938	FRA	<i>Did not qualify</i>	
1950	BRA	<i>Did not qualify</i>	
1954	SUI	<i>Did not qualify</i>	
1958	SWE	<i>Did not qualify</i>	
1962	CHI	<i>Did not qualify</i>	
1966	ENG	Semi-finals (3 rd)	Otto GLORIA, BRA
1970	MEX	<i>Did not qualify</i>	
1974	FRG	<i>Did not qualify</i>	
1978	ARG	<i>Did not qualify</i>	
1982	ESP	<i>Did not qualify</i>	
1986	MEX	Group stage	Jose TORRES, POR
1990	ITA	<i>Did not qualify</i>	
1994	USA	<i>Did not qualify</i>	
1998	FRA	<i>Did not qualify</i>	
2002	JPN/KOR	Group stage	Antonio OLIVEIRA, POR
2006	GER	Semi-finals (4 th)	Luiz Felipe SCOLARI, BRA
2010	RSA	Round of 16	Carlos QUEIROZ, POR
2014	BRA	Group stage	PAULO BENTO, POR
2018	RUS	Qualified	

Team facts & figures – PORTUGAL

- ⚽ This is the seventh World Cup to involve Portugal, who have been ever-present since 2002. A *Seleção das Quinas* achieved their best finishes in the two previous European-based editions (England 1966 and Germany 2006), reaching the semi-finals both times and ultimately placing third in 1966 and fourth in 2006.
- ⚽ The *Lusitanians* faced the eventual world champions in both of their last two outings, exiting 1-0 against Spain in the Round of 16 in 2010 and losing 4-0 to Germany in their opening match in 2014.
- ⚽ *Portugal* are one of just two teams that have won a World Cup match from three goals down. Just 25 minutes into the quarter-final on 23 July 1966, Portugal were already three goals behind against Korea DPR, but managed to turn the tables and triumph 5-3. The only other team to have performed this feat are Austria, who trailed Switzerland 3-0 after 23 minutes of the 1954 quarter-final before battling back to win 7-5.
- ⚽ The Portuguese have contested 139 World Cup qualifiers, more than any other European team.
- ⚽ With his 15 goals in this preliminary campaign, Cristiano Ronaldo took his overall tally in World Cup qualifying to 30 and became the all-time leading European marksman in the competition, bettering Andriy Shevchenko's haul of 26. The Portuguese forward, scorer of four goals against Andorra on 7 October 2016 and three against Faroe Islands on 31 August 2017, is also the second player to have scored three or more goals in four different World Cup qualifiers, a feat previously achieved only by New Zealand's Vaughan Coveny between 1997 and 2004.



Russia (RUS)

General Association Facts	
Year Association founded	1912
Year Association affiliated	1912
Confederation	UEFA
FIFA World Ranking position October 2017	65
Preliminary competition facts	
Preliminary participations	15 participations
2018 FIFA World Cup Preliminary Competition	
How they qualified	Automatically qualified as host
FIFA World Cup™ competition facts	
Participations prior 2018	10 Participations (including Soviet Union-URS) RUS (as of 1994) 3 URS (1958-1990) 7
First FIFA World Cup	1958
Best FIFA World Cup achievement	4th place in 1966 (URS)
Matches (win/ draw / loss)	40 (17 - 8 - 15)
Goals for / against as Russia	66 / 47
Biggest win/best score	6-0 Soviet Union v. Hungary in 1986
Most capped player	13 caps Lev YASHIN FWC 1958, 1962, 1966
Top scorer	6 goals Oleg SALENKO FWC1994
Most matches as coach	13 matches Gavril KACHALIN, URS

FIFA World Cup Team History (including Soviet Union)			
Year	Host	Participation final achievement	Team Manager
Soviet Union (URS)			
1930	URU	No preliminary competition	
1934	ITA	Did not enter	
1938	FRA	Did not enter	
1950	BRA	Did not enter	
1954	SUI	Did not enter	
1958	SWE	Quarter-finals	Gavril KACHALIN, URS
1962	CHI	Quarter-finals	Gavril KACHALIN, URS
1966	ENG	Semi-finals (4 th)	Nikolai MOROZOV, URS
1970	MEX	Quarter-finals	Gavril KACHALIN, URS
1974	FRG	Disqualified	
1978	ARG	Did not qualify	
1982	ESP	Second Round	Konstantin BESKOV, URS
1986	MEX	Round of 16	Valeriy LOBANOVSKYI, URS
1990	ITA	Group Stage	Valeriy LOBANOVSKYI, URS
Russia (RUS)			
1994	USA	Group Stage	Pavel SADYRIN, RUS
1998	FRA	Did not qualify	
2002	JPN/KOR	Group Stage	Oleg ROMANTSEV, RUS
2006	GER	Did not qualify	
2010	RSA	Did not qualify	
2014	BRA	Group stage	Fabio CAPELLO, ITA
2018	RUS	Host	

Team facts & figures – RUSSIA

- ⚽ Including participations under the banner of the Soviet Union, this is Russia's 11th outing in the World Cup finals. Competing as an independent nation, they qualified in 1994, 2002 and 2014.
- ⚽ Their best result was fourth position as Soviet Union in 1966, whereas under the name Russia they have always been eliminated in the group stage.
- ⚽ In total, 62% of home teams have reached the last four in previous World Cups (13 out of 21, including both hosts of Korea Republic/Japan). Six won the title, two finished runners-up, three came third and two were placed fourth.
- ⚽ The top-scoring player in a single World Cup match is Russia's Oleg Salenko, who netted five goals in his team's 6-1 win over Cameroon in 1994.
- ⚽ The last three wins achieved by Russia/Soviet Union in the World Cup all came against African opposition, namely Cameroon (4-0 in 1990 and 6-1 in 1994) and Tunisia (2-0 in 2002).



Saudi Arabia (KSA)

General Association Facts	
Year Association founded	1956
Year Association affiliated	1956
Confederation	AFC
FIFA World Ranking position October 2017	63
Preliminary competition facts	
Preliminary participations	11 participations
2018 FIFA World Cup Preliminary Competition	
How they qualified	Runners-up of Group B of the Asian round 3 qualifying competition
Date of qualification	5 September 2017
Coach(es)	Faisal AL BADEN, KSA (-August 2015) Bert VAN MARWIJK, NED (-September 2017) Edgardo BAUZA, ARG
Top scorer	16 goals MOHAMMED AL SAHLAWI
Matches (win - draw - loss)	18 (12 - 3 - 3)
Goals for / goals against	45 / 14
FIFA World Cup™ competition facts	
Participations prior 2018	4 participations
First FIFA World Cup	1994
Best FIFA World Cup achievement	Round of 16 in 1994
Matches (win - draw - loss)	13 (2 - 2 - 9)
Goals for / against	9 / 32
Biggest win/best score	1-0 v. Belgium in 1994 2-1 v. Morocco in 1994
Most capped players	10 caps Mohammed AL DEAYEA FWC 1994, 1998, 2002
Top scorer	3 goals Sami AL JABER FWC 1994, 1998, 2006
Most matches as coach	4 matches Jorge SOLARI, ARG

FIFA World Cup Team History			
Year	Host	Participation final achievement	Team Manager
1930	URU	Not a FIFA member	
1934	ITA	Not a FIFA member	
1938	FRA	Not a FIFA member	
1950	BRA	Not a FIFA member	
1954	SUI	Not a FIFA member	
1958	SWE	Did not enter	
1962	CHI	Did not enter	
1966	ENG	Did not enter	
1970	MEX	Did not enter	
1974	FRG	Did not enter	
1978	ARG	Did not qualify	
1982	ESP	Did not qualify	
1986	MEX	Did not qualify	
1990	ITA	Did not qualify	
1994	USA	Round of 16	Jorge SOLARI, ARG
1998	FRA	Group stage	Carlos Alberto PARREIRA, BRA Mohamed AL KARASHI, KSA
2002	JPN/KOR	Group stage	Nasser AL JOHAR, KSA
2006	GER	Group stage	MARCOS PAQUETA, BRA
2010	RSA	Did not qualify	
2014	BRA	Did not qualify	
2018	RUS	Qualified	

Team facts & figures - SAUDI ARABIA

- ⚽ Saudi Arabia return to the World Cup 12 years after their most recent campaign in Germany 2006, which was the last of four consecutive appearances starting with the 1994 edition.
- ⚽ The Saudis achieved their best placing on their debut outing in USA 1994, notching their only World Cup victories in 13 attempts against Morocco and Belgium before being eliminated in the Round of 16 by Sweden.
- ⚽ The 10-0 victory over Timor Leste on 17 November 2015 in Round Two of the Asian preliminary tournament was Saudi Arabia's most emphatic victory of all time, surpassing their 8-0 friendly defeat of Indonesia in 1980.
- ⚽ Saudi Arabia's Sami Al Jaber was the first Asian player to score in three editions of the World Cup (1994, 1998 and 2006). His record has been equalled only by Park Jisung of Korea Republic, who was on target in 2002, 2006 and 2010.
- ⚽ Mohammed Al Sahlawi struck five goals in the 10-0 win over Timor Leste. Only two players have scored more in a single Asian qualifier, with Japan's Kazuyoshi Miura hitting Macao for six in 1997 and Iran's Karim Bagheri achieving the feat twice, netting seven against Maldives in 1997 and six against Guam in 2000.



Senegal (SEN)

General Association Facts	
Year Association founded	1960
Year Association affiliated	1964
Confederation	CAF
FIFA World Ranking position October 2017	32
Preliminary competition facts	
Preliminary participations	12
2018 FIFA World Cup Preliminary Competition	
How they qualified	Winners Group D of the African preliminary competition
Date of qualification	10 November 2017
Coach	Aliou Cisse, SEN
Top scorer	2 goals Mame DIOUF Sadio MANE Diafra SAKHO
Matches (win - draw - loss)	8 (5 - 3 - 0)
Goals for / goals against	15 / 5
FIFA World Cup™ competition facts	
Participations prior 2018	1 participation
First FIFA World Cup	2002
Best FIFA World Cup achievement	Quarter-finals in 2002
Matches (win - draw - loss)	5 (2 - 2 - 1)
Goals for / against	7 / 6
Biggest win/best score	2-1 v. Sweden in 2002 1-0 v. France in 2002
Most capped players	5 caps 7 players with 5 caps
Top scorer	3 goals Bouba DIOP FWC 2002
Most matches as coach	5 matches Bruno METSU, FRA

FIFA World Cup Team History			
Year	Host	Participation final achievement	Team Manager
1930	URU	Not a FIFA member	
1934	ITA	Not a FIFA member	
1938	FRA	Not a FIFA member	
1950	BRA	Not a FIFA member	
1954	SUI	Not a FIFA member	
1958	SWE	Not a FIFA member	
1962	CHI	Not a FIFA member	
1966	ENG	Withdrew	
1970	MEX	Did not qualify	
1974	FRG	Did not qualify	
1978	ARG	Did not qualify	
1982	ESP	Did not qualify	
1986	MEX	Did not qualify	
1990	ITA	Did not enter	
1994	USA	Did not qualify	
1998	FRA	Did not qualify	
2002	JPN/KOR	Quarter-finals	Bruno METSU, FRA
2006	GER	Did not qualify	
2010	RSA	Did not qualify	
2014	BRA	Did not qualify	
2018	RUS	Qualified	

Team facts & figures - SENEGAL

- ⚽ Senegal are taking part in their second FIFA World Cup™, following Korea/Japan 2002, where they reached the quarter-finals. In that debut campaign, Senegal equalled the best finish by an African side in the competition's history, which was previously achieved by Cameroon in 1990 and Ghana in 2010.
- ⚽ Senegal are the only team to have been involved in two World Cup matches decided by a golden goal. The West Africans won their Round of 16 duel with Sweden 2-1 thanks to Henri Camara's strike in the 104th minute, before exiting in the quarter-finals at the hands of Turkey, with Ilhan Mansiz netting the game's only goal on 94 minutes.
- ⚽ In the group round of their debut campaign, Senegal defeated reigning champions France in their maiden match and drew their third game 3-3 against former champions Uruguay, after having led 3-0 at half-time.
- ⚽ In the 2018 preliminary tournament, Senegal went through the competition unbeaten for the first time in 12 participations.
- ⚽ Senegal's unbeaten home record in World Cup qualifying stretches back 19 matches. *The Lions of Teranga* were last beaten at home on 17 July 1993, when they lost 3-1 to Morocco.



Serbia (SRB)

General Association Facts	
Year Association founded	1919
Year Association affiliated	1923
Confederation	UEFA
FIFA World Ranking position October 2017	38
Preliminary competition facts	
Preliminary participations	19 participations
2018 FIFA World Cup Preliminary Competition	
How they qualified	UEFA Preliminary Competition, winner Group D
Date of qualification	9 October 2017
Coach	Slavoljub MUSLIN, SRB (- October 2017)
Top scorer	6 goals Aleksandar MITROVIC
Matches (win - draw - loss)	10 (6 - 3 - 1)
Goals for / goals against	20 / 10
FIFA World Cup™ competition facts	
	11 participations
Participations prior 2018	SRB (as of 2010) 1 SCG (2006) 1 YUG (1930-1998) 9
First FIFA World Cup	1930 (YUG)
Best FIFA World Cup achievement	4 th place 1930, 1962 (YUG)
Matches (win - draw - loss)	43 (17 - 8 - 18) (YUG, SCG, SRB)
Goals for / against	64 / 59 (YUG, SCG, SRB)
Biggest win/best score	9-0 Yugoslavia v. Zaire in 1974
Most capped players	9 caps Dragoslav SEKULARAC, YUG FWC 1958, 1962 Ivica SURJAK, YUG FWC 1974, 1982 Dragan STOJKOVIC, YUG FWC 1990, 1998 Dejan STANKOVIC, YUG, SCG, SRB FWC 1998, 2006, 2010
Top scorer	4 goals Drazen JERKOVIC, YUG FWC 1962
Most matches as coach	9 matches Miljan MILJANIC, YUG

FIFA World Cup Team History			
Year	Host	Participation & Ranking	Team Manager
Yugoslavia (YUG)			
1930	URU	Fourth place	Bosko SIMONOVIC, YUG
1934	ITA	Did not qualify	
1938	FRA	Did not qualify	
1950	BRA	Group stage	Milorad ARSENIJEVIC, YUG
1954	SUI	Quarter-finals	Aleksandar TIRNANIC, YUG
1958	SWE	Quarter-finals	Aleksandar TIRNANIC, YUG
1962	CHI	Fourth place	Ljubomir LOVRIC, YUG
1966	ENG	Did not qualify	
1970	MEX	Did not qualify	
1974	FRG	Round 2	Miljan MILJANIC, YUG
1978	ARG	Did not qualify	
1982	ESP	Group stage	Miljan MILJANIC, YUG
1986	MEX	Did not qualify	
1990	ITA	Quarter-finals	Ivica OSIM, YUG
1994	USA	Suspended	
1998	FRA	Round of 16	Slobodan SANTRAC, YUG
Serbia and Montenegro (SCG)			
2002	JPN/KOR	Did not qualify	
2006	GER	Group stage	Ilija PETKOVIC, SCG
Serbia (SRB)			
2010	RSA	Group stage	Radomir ANTIC, SRB
2014	BRA	Did not qualify	
2018	RUS	Qualified	

Team facts & figures - SERBIA

- ⚽ Serbia's last World Cup finals participation dates back to 2010. They previously competed nine times under the banner of Yugoslavia between 1930 and 1998 (reaching the semi-finals in 1930 and 1962) and once as Serbia and Montenegro in 2006.
- ⚽ The Serbians were eliminated in the group stage in each of their last two participations with just one victory in total, 1-0 against Germany in 2010.
- ⚽ As Yugoslavia, they hold the record for the most players to score in a single match, with seven players having found the target in the 9-0 victory over Zaire in 1974.
- ⚽ The goal in the 1-0 win over Georgia that cemented Serbia's place in Russia 2018 was Aleksandar Prijovic's first strike for the national side.
- ⚽ Yugoslavia were the first European national team to reach the semi-finals of the World Cup, back in 1930. In the same edition, they were also the first side in the event's history to beat Brazil, triumphing 2-1 on both teams' tournament debut.



Spain (ESP)

General Association Facts	
Year Association founded	1913
Year Association affiliated	1904
Confederation	UEFA
FIFA World Ranking position October 2017	8
Preliminary competition facts	
Preliminary competitions	18 participations
2018 FIFA World Cup Preliminary Competition	
How they qualified	UEFA Preliminary Competition, winner Group G
Date of qualification	6 October 2017
Coach	Julen LOPETEGUI, ESP
Top scorer	5 goals Diego COSTA ISCO Alvaro MORATA David SILVA
Matches (win - draw - loss)	10 (9 - 1 - 0)
Goals for / goals against	36 / 3
FIFA World Cup™ competition facts	
Participations prior 2018	14 participations
First FIFA World Cup	1934
Best FIFA World Cup achievement	Champions in 2010
Matches (win / draw / loss)	59 (29 - 12 - 18)
Goals for / against	92 / 66
Biggest win/best score	6-1 v. Bulgaria in 1998
Most capped player	17 caps Iker CASILLAS FWC 2002, 2006, 2010, 2014
Top Scorer	9 goals David VILLA FWC 2006, 2010, 2014
Most matches as coach	10 matches Vicente DEL BOSQUE, ESP

FIFA World Cup Team History			
Year	Host	Participation & Ranking	Team Manager
1930	URU	<i>No preliminary competition</i>	
1934	ITA	Quarter-Finals	Amadeo GARCIA, ESP
1938	FRA	<i>Entry not accepted</i>	
1950	BRA	Semi-finals (4 th)	Guillermo EIZAGUIRRE, ESP
1954	SUI	<i>Did not qualify</i>	
1958	SWE	<i>Did not qualify</i>	
1962	CHI	Group stage	Helenio HERRERA, ARG
1966	ENG	Group stage	Jose VILLALONGA, ESP
1970	MEX	<i>Did not qualify</i>	
1974	FRG	<i>Did not qualify</i>	
1978	ARG	Group stage	Ladislao KUBALA, ESP
1982*	ESP	Second round	Jose SANTAMARIA, ESP
1986	MEX	Quarter-Finals	Miguel MUNOZ, ESP
1990	ITA	Round of 16	Luis SUAREZ, ESP
1994	USA	Quarter-finals	Javier CLEMENTE, ESP
1998	FRA	Group stage	Javier CLEMENTE, ESP
2002	JPN/KOR	Quarter-finals	Jose Antonio CAMACHO, ESP
2006	GER	Round of 16	Luis ARAGONES, ESP
2010	RSA	Champions	Vicente DEL BOSQUE, ESP
2014	BRA	Group stage	Vicente DEL BOSQUE, ESP
2018	RUS	<i>Qualified</i>	

* Qualified automatically as host

Team facts & figures – SPAIN

- ⚽ Spain are competing in their 15th World Cup and have been a continuous presence since 1978. They were the eighth and last team to win the world title for the first time.
- ⚽ The Iberians' opening match in Russia will be their 60th in the World Cup. Currently on 92 goals scored, *La Roja* are closest to reaching the milestone of 100. Only five teams have bettered that tally to date, namely Germany, Brazil, Argentina, Italy and France.
- ⚽ Including the 2018 preliminary campaign, Spain extended their unbeaten streak in World Cup qualification to 63 games, including 50 wins and 13 draws, with 164 goals scored and 29 conceded.
- ⚽ Spain's 5-1 defeat by the Netherlands during the group stage in Brazil 2014 was the heaviest defeat conceded by reigning champions.
- ⚽ Spain's one and only previous match on Russian soil was played 47 years ago on 30 May 1971, when they lost a EURO 1972 qualifier 2-1 to Soviet Union in Moscow.



Sweden (SWE)

General Association Facts	
Year Association founded	1904
Year Association affiliated	1904
Confederation	UEFA
FIFA World Ranking position October 2017	25
Preliminary competition facts	
Preliminary participations	19 participations
2018 FIFA World Cup Preliminary Competition	
How they qualified	UEFA Preliminary Competition Round 2, winner play-off
Date of qualification	13 November 2017
Coach	Janne ANDERSSON, SWE
Top scorer	8 goals Marcus BERG
Matches (win – draw – loss)	12 (7 – 2 – 3)
Goals for / against	27 / 9
FIFA World Cup™ competition facts	
Participations prior 2018	11 participations
First FIFA World Cup	1934
Best FIFA World Cup achievement	Runners-up in 1958
Matches (win/ draw / loss)	46 (16 – 13 – 17)
Goals for / against	74 / 69
Biggest win/best score	8-0 vs. Cuba in 1938
Most capped player	13 caps Henrik LARSSON (20.09.1971) FWC 1994, 2002, 2006
Top Scorer	5 goals Kennet ANDERSSON FWC 1994 Henrik LARSSON FWC 1994, 2002, 2006
Most matches as coach	11 matches George RAYNOR, ENG

FIFA World Cup Team History			
Year	Host	Participation & Ranking	Team Manager
1930	URU	<i>Did not enter</i>	
1934	ITA	Quarter-finals	Joszef NAGY, HUN
1938	FRA	Semi-finals (4 th)	Joszef NAGY, HUN
1950	BRA	3 rd Place	George RAYNOR, ENG
1954	SUI	<i>Did not qualify</i>	
1958	SWE*	Runners-up	George RAYNOR, ENG
1962	CHI	<i>Did not qualify</i>	
1966	ENG	<i>Did not qualify</i>	
1970	MEX	Group stage	Orvar BERGMARK, SWE
1974	FRG	Second round	Georg ERICSON, SWE
1978	ARG	Group stage	Georg ERICSON, SWE
1982	ESP	<i>Did not qualify</i>	
1986	MEX	<i>Did not qualify</i>	
1990	ITA	Group stage	Olle NORDIN, SWE
1994	USA	Semi-finals (3 rd)	Tommy SVENSSON, SWE
1998	FRA	<i>Did not qualify</i>	
2002	JPN/KOR	Round of 16	Tommy SODERBERG, SWE; Lars LAGERBACK, SWE
2006	GER	Round of 16	Lars LAGERBACK, SWE
2010	RSA	<i>Did not qualify</i>	
2014	BRA	<i>Did not qualify</i>	
2018	RUS	<i>Qualified</i>	

* *Qualified automatically as host*

Team facts & figures – SWEDEN

- ⚽ Sweden are returning to their World Cup after a 12-year absence and this will be their 12th participation. Their last two title bids ended in the Round of 16, at the hands of Senegal in 2002 and Germany in 2006.
- ⚽ Sweden are one of two sides to have finished runners-up as tournament hosts. The first was Brazil in 1950, before the Swedes lost the 1958 final 5-2 against the South Americans. The Scandinavians have also finished third on two occasions (1950 and 1994) and secured fourth spot in 1938.
- ⚽ In each of their last four participations in the World Cup, Sweden have faced a debutant side, accumulating a negative record of one win, one draw and two defeats. Specifically, the *Blågult* lost 2-1 to Costa Rica in 1990, beat Saudi Arabia 3-1 in 1994, suffered another reverse in 2002 against Senegal and drew 0-0 with Trinidad and Tobago in 2006.
- ⚽ Sweden were involved in the first World Cup qualifying match, overcoming Estonia 6-2 on 11 June 1933 in Stockholm.
- ⚽ Sweden qualified via a play-off victory over Italy, winning 1-0 at home and drawing the away leg 0-0, which gives the *Blågult* an even record of two wins and two losses in World Cup play-offs. They also reached the 1974 finals after beating Austria 2-1, but lost 2-1 to Switzerland in the 1962 edition and to Portugal in a double-header four years ago (losing 1-0 away and 3-2 at home).



Switzerland (SUI)

General Association Facts	
Year Association founded	1895
Year Association affiliated	1904
Confederation	UEFA
FIFA World Ranking position October 2017	11
Preliminary competition facts	
Preliminary participations	19 participations
2018 FIFA World Cup Preliminary Competition	
How they qualified	UEFA Preliminary Competition Round 2, winner play-off
Date of qualification	12 November 2017
Coach	Vladimir PETKOVIC, SUI
Top scorer	4 goals Haris SEFEROVIC
Matches (win - draw - loss)	12 (10 - 1 - 1)
Goals for / against	24 / 7
FIFA World Cup™ competition facts	
Participations prior 2018	10 participations
First FIFA World Cup	1934
Best FIFA World Cup achievement	Quarter-finals in 1934, 1938, 1954
Matches (win/ draw / loss)	33 (11 - 6 - 16)
Goals for / against	45 / 59
Biggest win/best score	3-0 v. Honduras in 2014 4-1 v. Romania in 1994 v. Italy in 1954
Most capped player	8 caps Kiki ANTENEN FWC 1950, 1954, 1962
Top Scorer	6 goals Sepp HUEGI FWC 1954
Most matches as coach	10 matches Karl RAPPAN, AUT

FIFA World Cup Team History			
Year	Host	Participation & Ranking	Team Manager
1930	URU	<i>No preliminary competition</i>	
1934	ITA	Quarter-finals	Heini MUELLER, SUI
1938	FRA	Quarter-finals	Karl RAPPAN, AUT
1950	BRA	Group stage	Franco ANDREOLI, SUI
1954*	SUI	Quarter-finals	Karl RAPPAN, AUT
1958	SWE	<i>Did not qualify</i>	
1962	CHI	Group stage	Karl RAPPAN, AUT
1966	ENG	Group stage	Alfredo FONI, ITA
1970	MEX	<i>Did not qualify</i>	
1974	FRG	<i>Did not qualify</i>	
1978	ARG	<i>Did not qualify</i>	
1982	ESP	<i>Did not qualify</i>	
1986	MEX	<i>Did not qualify</i>	
1990	ITA	<i>Did not qualify</i>	
1994	USA	Round of 16	Roy HODGSON, ENG
1998	FRA	<i>Did not qualify</i>	
2002	JPN/KOR	<i>Did not qualify</i>	
2006	GER	Round of 16	Koebi KUHN, SUI
2010	RSA	Group stage	Ottmar HITZFELD, GER
2014	BRA	Round of 16	Ottmar HITZFELD, GER
2018	RUS	<i>Qualified</i>	

*Qualified automatically as host

Team facts & figures – SWITZERLAND

- ⚽ Switzerland are competing in their 11th finals and the fourth in a row, having also featured in four consecutive editions between 1934 and 1954.
- ⚽ After failing to keep a clean sheet in their first 22 games played in football's showpiece event, Switzerland conceded no goals in their four matches at Germany 2006, thus becoming the first team to be eliminated from the World Cup without letting in a goal. Having reached the Round of 16 with three shutouts from their three group matches, Switzerland were ousted on penalties by Ukraine following a 0-0 stalemate. That 3-0 spot-kick defeat by Ukraine in 2006 was also the first time that a team had failed to score in a penalty shoot-out in the history of the World Cup.
- ⚽ During the 2010 event, Switzerland were the only team to defeat the eventual world champions Spain, having edged the Iberians 1-0 in the opening group game. The Swiss subsequently lost their second match 1-0 to Chile following a 75th-minute winner from Mark Gonzalez. It was the first goal that Switzerland had conceded for 559 minutes of play, a tournament record that topped the 550-minute run of invincibility previously achieved by Italy.
- ⚽ This is the third time that Switzerland have qualified for a World Cup via the play-offs. The Helvetians secured their place in Chile 1962 by edging Sweden 2-1 in a decider contested in Berlin on 12 November 1961. The Swiss subsequently qualified for Germany 2006 after a double-header against Turkey, which yielded a 2-0 home win and a 4-2 away defeat.
- ⚽ The opening strike by Granit Xhaka in the 5-2 success over Hungary on 10 October 2017 in Basel was the 200th goal netted by Switzerland on the road to the World Cup.



Tunisia (TUN)

General Association Facts	
Year Association founded	1957
Year Association affiliated	1960
Confederation	CAF
FIFA World Ranking position October 2017	28
Preliminary competition facts	
Preliminary participations	14
2018 FIFA World Cup Preliminary Competition	
How they qualified	Winners Group A of the African preliminary competition
Date of qualification	11 November 2017
Coaches	Henryk KASPERCZAK, POL (-April 2017) Nabil MAALOUL, TUN
Top scorer	3 goals Youssef MSAKNI
Matches (win - draw - loss)	8 (6 - 2 - 0)
Goals for / goals against	15 / 6
FIFA World Cup™ competition facts	
Participations prior 2018	4 participations
First FIFA World Cup	1978
Best FIFA World Cup achievement	Group stage in 1978, 1998, 2002, 2006
Matches (win - draw - loss)	12 (1 - 4 - 7)
Goals for / against	8 / 17
Biggest win/best score	3-1 v. Mexico in 1978
Most capped players	8 caps Riadh BOUAZIZI FWC 1998, 2002, 2006 Kais GHODHBANE FWC 1998, 2002, 2006
Top scorer	1 goal 8 players with 1 goal
Most matches as coach	3 matches Abdelmajid CHETALI, TUN FWC 1978 Roger LEMERRE, FRA FWC 2006 Ammar SOUAYAH, TUN FWC 2002

FIFA World Cup Team History			
Year	Host	Participation final achievement	Team Manager
1930	URU	Not a FIFA member	
1934	ITA	Not a FIFA member	
1938	FRA	Not a FIFA member	
1950	BRA	Not a FIFA member	
1954	SUI	Not a FIFA member	
1958	SWE	Not a FIFA member	
1962	CHI	Did not qualify	
1966	ENG	Withdrew	
1970	MEX	Did not qualify	
1974	FRG	Did not qualify	
1978	ARG	Group stage	Abdelmajid CHETALI, TUN
1982	ESP	Did not qualify	
1986	MEX	Did not qualify	
1990	ITA	Did not qualify	
1994	USA	Did not qualify	
1998	FRA	Group stage	Henryk KASPERCZAK, POL Ali SELMI, TUN
2002	JPN/KOR	Group stage	Ammar SOUAYAH, TUN
2006	GER	Group stage	Roger LEMERRE, FRA
2010	RSA	Did not qualify	
2014	BRA	Did not qualify	
2018	RUS	Qualified	

Team facts & figures – TUNISIA

- ⚽ Tunisia are participating in their fifth FIFA World Cup™, 12 years since their last appearance in the Germany 2006 edition.
- ⚽ 2 June 1978 is a historic date for Tunisian and African football, because on that day the Carthage Eagles made their World Cup bow with a 3-1 success over Mexico in Rosario. Not only was that result the Tunisians' only victory in 12 matches played in the competition, it was also the first win by an African side in the global showcase.
- ⚽ With 15 goals netted en route to Russia 2018, Tunisia increased their overall tally in qualifying to 180 and are the all-time top scorers in the African Zone preliminary competition.
- ⚽ The 1-0 victory away to Libya on 11 November 2016 in Algiers was Tunisia's 100th World Cup qualifier. The North Africans are the second team to reach a century of games in the preliminary tournament, behind Morocco.
- ⚽ Of all the qualified teams competing in Russia 2018, Tunisia have the longest active winless streak in the event, with 11 fixtures played since their last World Cup victory. Following their maiden win in the 1978 edition, the Tunisians have collected four draws and seven defeats.



Uruguay (URU)

General Association Facts	
Year Association founded	1900
Year Association affiliated	1923
Confederation	CONMEBOL
FIFA World Ranking position October 2017	17
Preliminary competition facts	
Preliminary competitions	16 participations
2018 FIFA World Cup Preliminary Competition	
How they qualified	Runners-up of the CONMEBOL preliminary competition
Date of qualification	10 October 2017
Coach	Oscar TABAREZ, URU
Top scorer	10 goals Edinson CAVANI
Matches (win - draw - loss)	18 (9 - 4 - 5)
Goals for / goals against	32 / 20
FIFA World Cup™ competition facts	
Participations before 2018	12 participations
First FIFA World Cup	1930
Best FIFA World Cup achievement	Champions in 1930, 1950
Matches (win/ draw / loss)	51 (20 - 12 - 19)
Goals for / against	80 / 71
Biggest win / best score	8-0 v. Bolivia in 1950
Most capped player	13 caps Ladislao MAZURKIEWICZ FWC 1966, 1970, 1974
Top scorer	8 goals Oscar MIGUEZ FWC 1950, 1954
Most matches as coach	15 matches Oscar TABAREZ, URU

FIFA World Cup Team History			
Year	Host	Participation & ranking	Team Manager
1930	URU*	Champions	Alberto SUPPICI, URU
1934	ITA	<i>Did not enter</i>	
1938	FRA	<i>Did not enter</i>	
1950	BRA	Champions	Juan LOPEZ, URU
1954	SUI**	Semi-finals (4 th)	Juan LOPEZ, URU
1958	SWE	<i>Did not qualify</i>	
1962	CHI	Group stage	Juan Carlos CORAZZO, URU
1966	ENG	Quarter-finals	Ondino VIERA, URU
1970	MEX	Semi-finals (4 th)	Juan HOBERG, URU
1974	FRG	Group stage	Roberto PORTA, URU
1978	ARG	<i>Did not qualify</i>	
1982	ESP	<i>Did not qualify</i>	
1986	MEX	Round of 16	Omar BORRAS, URU
1990	ITA	Round of 16	Oscar TABAREZ, URU
1994	USA	<i>Did not qualify</i>	
1998	FRA	<i>Did not qualify</i>	
2002	JPN/KOR	Group stage	Victor PUA, URU
2006	GER	<i>Did not qualify</i>	
2010	RSA	Semi-finals (4 th)	Oscar TABAREZ, URU
2014	BRA	Round of 16	Oscar TABAREZ, URU
2018	RUS	<i>Qualified</i>	

* Qualified automatically as host

** Qualified automatically as defending champions

Team facts & figures – URUGUAY

- ⚽ This is Uruguay's 13th outing in the World Cup finals and the third in a row. Of all the former champions, the Uruguayans have gone the longest time since their last title win, which they achieved all of 68 years ago in Brazil.
- ⚽ *Los Charrúas* have not contested a World Cup in Europe for 28 years, dating back to Italy 1990 when they were eliminated in the Round of 16 by the host team. Their next three campaigns were in Korea/Japan 2002, South Africa 2010 and Brazil 2014.
- ⚽ *La Celeste* won ten of their first 11 matches contested in the World Cup, in the 1930 and 1950 editions when they were eventually crowned world champions each time. The Uruguayans were absent from the Italy 1934 and France 1938 tournaments.
- ⚽ Diego Forlan is the only Uruguayan to have been named top scorer in a World Cup, albeit along with another three players. In 2010 he netted five goals, the same number as Germany's Thomas Muller, Spaniard David Villa and Dutchman Wesley Sneijder.
- ⚽ Luis Suarez took his overall goal tally in World Cup qualifying to 21 with a brace against Bolivia in the last match of the CONMEBOL preliminary tournament. Along with Lionel Messi, who reached the same total after grabbing a hat-trick against Ecuador, Suarez thus overtakes Hernan Crespo's career tally of 19 in the competition, becoming the all-time joint-leading goalscorer in South American World Cup qualifying.

History of the Final Draws for the FIFA World Cup™

2014 – Costa do Sauípe, Bahia (BRA) – 6 December 2013

Venue *Costa do Sauípe Resort*

Teams in draw 32

The 2014 FIFA World Cup™ Final Draw took place at the luxurious Costa do Sauípe in Salvador (Brazil) and was conducted by FIFA Secretary General Jérôme Valcke. It was hosted by Fernanda Lima and Rodrigo Hilbert with the assistance of Cafu (BRA), Fabio Cannavaro (ITA), Alcides Ghiggia (URU), Fernando Hierro (ESP), Sir Geoff Hurst (ENG), Mario Kempes (ARG), Lothar Matthäus (GER) and Zinédine Zidane (FRA), who were representing the eight World Cup winners.

The 32 teams were divided into eight groups of four, with Argentina, Belgium, hosts Brazil, Colombia, Germany, Spain, Switzerland and Uruguay all seeded. The 20th FIFA World Cup™ caught many headlines with the South Africa 2010 finalists Spain and the Netherlands paired together in Group B.



Draw assistants (L-R) Cafu, Zinedine Zidane and Fabio Cannavaro during the Final Draw for the 2014 FIFA World Cup Brazil at the Costa do Sauípe Resort. (Photo by Buda Mendes/Getty Images)

2010 – Cape Town (RSA), 4 December 2009

Venue *Cape Town International Convention Centre (CTICC)*

Teams in draw 32

The 2010 FIFA World Cup™ final draw show was broadcasted to more than 250 million viewers across the globe. FIFA's Secretary General Jérôme Valcke conducted the draw together with South African actress Charlize Theron. They were joined on stage by a star-studded line-up of sports celebrities, including football star David Beckham (England), one of only a few players to score in at least three consecutive FIFA World Cups, Haile Gebrselassie (Ethiopia), two-time Olympic gold medallist and nine-time athletics world champion, Makhaya Ntini, the first black player in the South African cricket team, John Smit, the captain of rugby world champions South Africa and *Bafana Bafana* player Matthew Booth.

As for the previous FIFA World Cup the 32 teams were divided into eight groups of four, with Argentina, Brazil, England, Germany, Italy, Netherlands, Spain, and hosts South Africa all seeded. The toughest draw was definitely the one of five-time champions Brazil having to play Portugal and Africa's strongest team Ivory Coast and North Korea.



Impressions of the Final Draw, Cape Town: Group assignment on the screen - South African cricketer Makhaya Ntini (RSA) (Photos: FIFA)

History of the Final Draws for the FIFA World Cup™

2006 – Leipzig (GER), 9 December 2005

Venue: *Neue Messe*

Teams in Draw 32

The Final Draw for the 2006 FIFA World Cup™ provided the world with an entertaining show, led by personalities such as Heidi Klum, Franz Beckenbauer and South American songster Juanes, who performed his hit number *La camisa negra*. The official FIFA World Cup™ match ball *Teamgeist* was launched with assistance from Germany midfielder and captain Michael Ballack. The *Neue Messe* in the former East German city of Leipzig was the setting for a show which was watched by an unprecedented audience of 300 million in almost 150 countries worldwide, with draw assistants including the likes of Pelé, Lothar Matthäus, Roger Milla and Johan Cruyff.

The 32 teams were divided into eight groups of four, with Brazil, England, Spain, Mexico, France, Argentina, Italy and hosts Germany all seeded. As usual, there were a few eyebrows raised at the particularly interesting groups, including the usual “Group of Death”, Group C, which comprised Argentina, Côte d’Ivoire, Serbia and Montenegro and the Netherlands.

2002 – Busan (KOR), 1 December 2001

Venue *Busan Exhibition & Convention Centre (BEXCO)*

Teams in Draw 32

The Final Draw for the 2002 FIFA World Cup™ provided the world with a spectacular show and the prospect of some very exciting matches. The Korean coastal city of Busan, with its magnificent Busan Exhibition & Convention Centre (BEXCO), was the focus of attention for a draw televised in over 130 countries worldwide. American vocalist Anastacia gave a debut public performance of *Boom*, the official song of the 2002 FIFA World Cup™

One group in particular brought gasps from around the auditorium; group F brought together Argentina, England, Nigeria and Sweden four very highly rated teams. The competition format remained the same as in 1998, comprising eight groups of four teams, with title holders France, Brazil, Spain, Germany, Argentina and Italy as well as hosts Korea Republic and Japan being seeded.



Impressions of the Final Draw for the 2002 FIFA world Cup: Traditional dancers (left) and Anastacia (right) perform on stage (FIFA Archive)

1998 – Marseilles (FRA), 4 December 1997

Venue *Stade Vélodrome*

Teams in Draw 32

For the first time in FIFA’s history, the Final Draw for the World Cup was staged in a football stadium. In an atmosphere of fascinated suspense, 38,000 spectators at the Stade Vélodrome in Marseilles millions of TV viewers around the globe watched the familiar ceremony with the plastic balls, names and numbers. Celebrated football personalities including Franz Beckenbauer, Carlos Alberto Parreira, George Weah and Raymond Kopa took turns to draw the names of the 32 finalist teams and place them in the eight groups under the watchful eye of then FIFA General Secretary Joseph S. Blatter.

The 1998 World Cup was the first with 32 finalists, with one seeded team in each of the eight first-round groups. Germany, Italy, Argentina, Spain, Romania and the Netherlands were seeded along with defending champions Brazil and hosts France.

1994 – Las Vegas (USA), 19 December 1993

Venue *Convention Center*

Teams in Draw 24

The eyes of the football world were firmly fixed on Las Vegas and an array of stars from show business and the world of sport as an audience of around 4,500 packed the Convention Center for the Final Draw for the 1994 FIFA World Cup™. Of all the teams, Bolivia – the rank outsiders – were handed the honour of tackling defending champions Germany in the opening match.

The competition format remained the same as in 1990, comprising six groups of four teams, with Germany, Brazil, Argentina, Belgium, Italy and the USA being seeded.

History of the Final Draws for the FIFA World Cup™


1990 – Rome (ITA), 9 December 1989

Venue *Palazzo dello Sport dell'Eur*

Teams in Draw 24

Italy mobilised a galaxy of stars to support FIFA General Secretary Joseph S. Blatter during the Final Draw for Italia '90 at the *Palaeur* in Rome: opera tenor Luciano Pavarotti (photo left), movie legend Sophia Loren (photo right) and football stars including Pelé, Karl-Heinz Rummenigge and the late Bobby Moore. It was the most ambitious draw show to date, with opera interspersed with rock (Gianna Nannini and Edoardo Bennato singing the official World Cup song *Un' estate italiana*) and modern dance.

The technical format remained the same as in Mexico: six groups of four, the seeded teams being Argentina, Brazil, Italy, Germany FR, Belgium and England.



Final Draw in Rome with opera tenor Luciano Pavarotti (above left) and movie legend Sophia Loren (photo right). (Photos: FIFA/FIFA via Getty Images)

1986 – Mexico City (MEX), 15 December 1985

Venue *Televisa television studios*

Teams in Draw 24

The Draw in Mexico City was held at the Televisa television studios against the backdrop of a striking Mayan decor. There were 45 draw procedures in an intensive 23 minutes, with three young boys adeptly plucking out the all-important plastic balls.

A change from three-team groups to a knockout stage in the second round made no difference to the draw for the six first-round groups, with Mexico, Italy, Brazil, Germany FR, France and Poland the seeded teams.

1982 – Madrid (ESP), 16 January 1982

Venue *Palacio de Congresos*

Teams in Draw 24

The Draw ceremony at Madrid's Palacio de Congresos under the patronage of the Spanish royal family is unfortunately best remembered (or forgotten) for a mishap with one of the revolving drums containing the mini-footballs with the teams' names and the confusion that ensued in an effort to keep the South American qualifiers apart in the first round. FIFA learnt its lesson and subsequently returned to the foolproof system of using men rather than machines to make the Draw.

The 1982 World Cup was the first with 24 finalists, with one seeded team in each of the six four-team, first-round groups. Lengthy discussions led to Argentina, Brazil, Germany FR, England, Spain and ultimate champions Italy being seeded.



The 24 participating nations are drawn into groups at the Final draw for the FIFA World Cup 1982. (Photo: FIFA/FIFA via Getty images)

History of the Final Draws for the FIFA World Cup™

1978 – Buenos Aires (ARG), 14 January 1978

Venue *Teatro San Martin*

Teams in Draw 16

With 99 national teams entering the preliminary competition, the qualifying period lasted longer than ever before – 21 months – and included qualifying matches between the USA and Canada on an artificial pitch (in Vancouver) and in an indoor stadium (in Seattle) for the first time.

The Final Draw at the Teatro San Martin in Buenos Aires was based upon the most complicated seeding arrangement yet, with a compromise being reached to place five seeded teams in the four groups: Argentina (group 1/team 1), Italy (1/4), Germany FR (2/6), Brazil (3/12) and the Netherlands (4/13). Two of the seeds reached the final, but the mathematical formula was not a happy one and was promptly discarded.

1974 – Frankfurt (FRG), 5 January 1974

Venue *Main hall of Radio Hessen*

Teams in Draw 16

The German organisers had picked a truly innocent hand to draw the teams during the ceremony in the main hall of Radio Hessen in Frankfurt. And yet the chosen member of the Schöneberger Sängerknaben boys' choir from Berlin created an uproar as he produced perhaps the biggest shock of all such occasions, by drawing the name of the hosts, Germany FR (one of the seeded teams together with Brazil, Italy and Uruguay), in the same group as the neighbouring German DR. Despite the political overtones, the game went ahead and the GDR won the game in Hamburg 1-0, although it was Germany FR who went on to win the cup.



Eleven-year-old Detlef Lange (FRG) in charge of the group stage fixture - FIFA Executive committee during the Final Draw for the 1974 FIFA World Cup (photos: FIFA Archive)

1970 – Mexico City (MEX), 10 January 1970

Venue *Maria Isabel Sheraton Hotel*

Teams in Draw 16

Uppermost in the minds of the European (and other) finalists was the desire to avoid matches scheduled for midday in the heat and the altitude of Mexico City and other venues, which was made necessary by the sudden enormous expansion of worldwide television coverage.

There were no seeds, instead the committee in charge formed geographical "sections" from which the four groups were drawn at the Maria Isabel Sheraton Hotel. The hosts managed to finish second in their group on goal average behind the Soviet Union. Defending champions England were drawn in a first-round group with Brazil, who would brilliantly go on to win the title.



Final draw for the FIFA World Cup Mexico 1970 at the Maria Isabel Sheraton Hotel (photo: FIFA Archive)

History of the Final Draws for the FIFA World Cup™

1966 – London (ENG), 6 January 1966

Venue *Royal Garden Hotel*

Teams in Draw 16

With excitement running high in the homeland of football, the Draw for the 1966 World Cup at the Royal Garden Hotel in London was the first ever to be televised live, ensuring an even more intensive build-up to the big event.

There was no change in the format, with England, Germany FR, Brazil and Italy the top seeds among the 16 finalists from an original entry of 74 countries. The Draw eventually led to the spectacular encounter between the only two newcomers in the competition, surprise package Korea DPR and Eusebio's Portugal in the quarter-final.

1962 – Santiago de Chile (CHI), 18 January 1962

Venue *Carrera Hotel*

Teams in Draw 16

For the Final Draw at the Carrera Hotel the new rule was maintained whereby the defending champions as well as the hosts qualified automatically to take part in the 16-team finals.

FIFA's only innovation for the tournament in Chile was to refer to first-round "groups" rather than "pools". One team was seeded per group: Uruguay, Chile, Brazil and Argentina.



The interest of the media at a final draw has always been big – here for the Final Draw of the 1962 FIFA World Cup in Santiago de Chile. (photos: FIFA Archive)

1958 – Solna (SWE), 8 February 1958

Venue *Cirkus studio of Swedish TV*

Teams in Draw 16

The 1958 FIFA World Cup™ in Sweden not only saw the arrival of Pelé but also that of the finals format that was to hold fast for several subsequent tournaments: four pools of four, each team playing each other, with the top two qualifying for the quarter-finals.

For the Draw at the Cirkus studio of Swedish TV there were no seeds as such, apart from each pool containing one western European team, one of the four British teams that had qualified, and one from Latin America, which made for some strong first-round groups.

1954 – Zurich (SUI), 30 November 1953

Venue *St- Gotthard Hotel*

Teams in Draw 16

By the time of the World Cup in Switzerland (where FIFA was celebrating its half-century at its headquarters in Zurich), the finals format was beginning to settle down: 16 finalists, four first-round pools, quarter-finals, semi-finals and a final shaped the Final Draw at the St- Gotthard Hotel in Zurich made by Emil Landolt, the mayor of the town.

However, the imaginative 1954 organisers seeded two teams per pool, who only played the two non-seeded teams. Seeding was also subject to a new procedure. The seeded teams were determined before they had even qualified for the finals, which meant that favourites Spain had to be replaced as seeds by their conquerors, Turkey – while Germany FR, the eventual champions, were unseeded in the same first-round quartet!

History of the Final Draws for the FIFA World Cup™

1950 – Rio de Janeiro (BRA), 22 May 1950

Venue *Ministry of Foreign Affairs*

Teams in Draw 13

With Europe recovering from the war, the first World Cup of a new era in Brazil saw another innovation in the format for the finals, designed to ensure the Europeans would not make the long trip for only one game. The Draw for what was since a 1946 FIFA Congress decision called the “Jules Rimet Cup” took place at the Ministry of Foreign Affairs.

Thirteen finalists from a rather confusing qualifying process (in which teams withdrew after qualifying and eliminated teams were re-admitted) were drawn into three pools: two of four teams, one of three and one mini-group of two. The pool winners progressed to a final pool, without a traditional final. Nevertheless, the results in the final pool meant that the last scheduled match, in which Uruguay defeated Brazil 2-1, did indeed determine the champions.



Final Draw in the Brazilian foreign office in Rio de Janeiro - Ottorino Barassi (ITA, left), President of the Italian Football Federation and Hugo Fracarolli (BRA) during the draw (photos: FIFA Archive)

1938 – Paris (FRA), 5 March 1938

Venue *Salon d'Horloge of the Ministère des Affaires étrangères*

Teams in Draw 15

Only 15 of the 16 teams that had qualified from an original entry of 36 arrived in France for what was to be the last World Cup for 12 years. Austria had disappeared as a political entity after qualifying and the country's place in the finals was offered to England, who having already declined to enter the qualifiers also rejected this invitation.

The Draw in the famous *Salon d'Horloge* of the Ministère des Affaires étrangères was made by the grandson of the French President of FIFA, Jules Rimet, in Paris, with Sweden receiving a bye and Germany (who had co-opted several of the Austrian stars), France, Italy, Czechoslovakia, Hungary, Cuba and sole South American representatives Brazil being seeded.

1934 – Rome (ITA), 3 May 1934

Venue *Albergo Ambasciatori*

Teams in Draw 16

The inaugural World Cup had been so successful that the entries for the second were rather more encouraging, with 32 teams wanting to play in Italy. Therefore, even the hosts, Italy, had to qualify – which they did without too much difficulty against Greece.

The Draw at the Ambasciatori Hotel in Rome was again made just before the tournament began. This time, the first round was to be a knockout stage, which meant half of the teams would go home after only one game. The USA, who had submitted their entry after the official deadline, were forced to contest a play-off against Central American qualifiers Mexico before going into the first round ... and a 7-1 defeat by Italy.

1930 – Montevideo (URU), 10 July 1930

Venue *FIFA offices in Montevideo*

Teams in Draw 13

The organisation of the first World Cup looked rather different from today's – no qualifying competition, teams playing by invitation, three weeks of sea voyage for the four European sides ... and a Final Draw which was not made until the teams and FIFA arrived in Uruguay — a mere three days before the opening matches.

The original plan had been to hold the event on a traditional knock-out basis, but when only 13 teams turned up, first-round groups were formed with the top team in each group going through to the semi-finals.

Slots - Overview since 1930

	European Zone	South American Zone	African Zone	North, Central American & Caribbean Zone	Asian Zone	Oceanian Zone	TOTAL
2018	14	4.5	5	3.5	4.5	0.5	32
2014	13	6 (5.5)	5	4 (3.5)	4 (4.5)	0 (0.5)	32
2010	13	5 (4.5)	6	3 (3.5)	4 (4.5)	1 (0.5)	32
2006	14	4 (4.5)	5	4 (3.5)	4 (4.5)	1 (0.5)	32
2002	15 (14.5)	5 (4.5)	5	3	4 (4.5)	0 (0.5)	32
1998	15	5	5	3	4 (3.5)	0 (0.5)	32
1994	13	4 (3.5)	3	2 (2.25)	2	0 (0.25)	24
1990	14	4 (3.5)	2	2	2	0 (0.5)	24
1986	14 (13.5)	4	2	2	2	0 (0.5)	24
1982	14	4	2	2	1 (1)	1 (1)	24
1978	10 (10.5)	3 (3.5)	1	1	1 (0.5)	0 (0.5)	16
1974	9 (9.5)	4 (3.5)	1	1	0 (0.5)	1 (0.5)	16
1970	9	3	1	2	1		16
1966	10	4		1	1		16
1962	10	5		1			16
1958	12 (11.5)	3	*	1	*		16
1954	12	2		1	1		16
1950	6	5		2			13
1938	12	1		1	1		15
1934	12	2	1	1			16
1930	4	7		2			13

Due to the later foundation of the confederations, the teams participating in the early editions of the FIFA World Cup™ were not officially affiliated to any superior organisation, and groupings were loosely based on geographical and continental boundaries.

* 1958 saw a play-off between Wales and Israel, with Israel categorised under the "Asia/Africa" group. Therefore 0.5 of a slot belonged jointly to Asia/Africa, although ultimately neither continent sent any representatives.

Number of slots before the play-offs in brackets

Summary of the number of teams qualified since 1930

	Host	Finalists	Host automatically qualified	Defending champions automatically qualified	Teams qualified by preliminary competition
2018	Russia	32	1	0	31
2014	Brazil	32	1	0	31
2010	South Africa	32	1	0	31
2006	Germany	32	1	0	31
2002	Japan/Korea	32	2	1	29
1998	France	32	1	1	30
1994	USA	24	1	1	22
1990	Italy	24	1	1	22
1986	Mexico	24	1	1	22
1982	Spain	24	1	1	22
1978	Argentina	16	1	1	14
1974	Germany FR	16	1	1	14
1970	Mexico	16	1	1	14
1966	England	16	1	1	14
1962	Chile	16	1	1	14
1958	Sweden	16	1	1	14
1954	Switzerland	16	1	1	14
1950	Brazil	13	1	1	11
1938	France	15	1	1	14
1934	Italy	16	0	0	16
1930	Uruguay	13	no preliminary competition, teams entered by invitation		

Summary of seeded teams

	2018	2014	2010	2006	2002	1998	1994	1990	1986	1982	1978	1974	1970	1966	1962	1958	1954	1950	1938	1934	1930	
Argentina	●	●	●	●	●	●	●	●		●	●▲				●					●	●	
Austria																	●				●	
Belgium	●	●					●	●														
Brazil	●	●	●	●	●▲	●	●▲	●	●	●	●	●		●	●▲		●	●	●	●	●	●
Chile															●							
Colombia		●																				
Cuba																			●			
Czech Republic																			●	●		
England			●	●				●		●				●▲			●	●				
France	●			●	●	●▲			●								●		●			
Germany	●	●▲	●	●	●	●	●	●▲	●	●	●	●▲		●							●	
Hungary																		●		●	●	
Italy			●	●▲	●	●	●	●	●	●▲	●	●		●			●	●	●▲	●▲		
Japan					●																	
Korea Republic					●																	
Mexico				●					●													
Netherlands			●			●					●										●	
Paraguay																						●
Poland	●								●													
Portugal	●																					
Romania						●																
Russia	●																					
South Africa			●																			
Spain		●	●▲	●	●	●				●												
Sweden																			●			
Switzerland		●																				
Turkey																		●				
Uruguay		●										●			●		●	●▲				●▲
USA							●															●

- seeded
- ▲ winner

Top-seeded teams and how they fared

	2014	2010	2006	2002	1998	1994	1990
Seeded teams finishing in TOP 8/6	5/8	5/8	6/8	4/8	6/8	3/6	4/6
Winners	Germany	Spain	Italy	Brazil	France	Brazil	Germany FR
Runners-up	Argentina	Netherlands	France	Germany	Brazil	Italy	Argentina
Semi-finals	Brazil	Germany	Germany	Korea Republic	Netherlands		Italy England
Quarter-finals	Colombia Belgium	Argentina Brazil	Brazil England Argentina	Spain	Italy Germany Argentina	Germany	
Round of 16	Switzerland* Uruguay*	England*	Spain* Mexico*	Italy* Japan	Romania	Argentina USA* Belgium*	Belgium* Brazil*
Group stage	Spain	Italy South Africa		Argentina France	Spain		

*eliminated by other top-seeded team

Number of occasions qualified for the finals

Team	Played in FWC	Qualified in preliminaries	Automatically qualified	Did not qualify	Did not enter	Remarks
Brazil	20	12	9	0	0	No South American qualifying competition in 1930, 1934 or 1938, qualified as hosts in 1950 and 2014 and as defending champions in 1962, 1966, 1974 and 1998
Italy	18	14	4	2	1	Did not participate in 1930, qualified as defending champions in 1938 and 1986 and as hosts in 1990, eliminated in qualifiers in 1958, 2018
Germany	18	14	5	0	2	Did not participate in 1930, excluded from World Cup finals in 1950, qualified as defending champions in 1958, 1978 and 1994 and as hosts in 1974 and 2006
Argentina	16	12	5	1	3	No South American qualifying competition in 1930 and 1934, qualified as hosts in 1978 and as defending champions in 1982 and 1990
Mexico	15	13	3	3	1	No qualifying competition in 1930, qualified as hosts in 1970 and 1986, eliminated in qualifiers in 1934, 1974 and 1982, withdrew in 1938 and banned in 1990
Spain	14	14	1	4	2	Did not participate in 1930, excluded from World Cup finals in 1938, qualified as hosts in 1982, eliminated in qualifiers in 1954, 1958, 1970 and 1974
England	14	13	2	3	3	Did not take part in the World Cup prior to World War II, eliminated in qualifiers in 1974, 1978 and 1994, qualified as hosts in 1966 and as defending champions in 1970
France	14	11	4	6	0	No qualifying competition in 1930. Having been eliminated in the 1950 qualifiers, France declined to fill Scotland's spot which had qualified but withdrawn. Qualified automatically for 1938 & 1998 (hosts) and 2002 (defending champions)

Newcomers

Overview since 1930

Year	#	Newcomers	Best newcomer	Stage reached
2018	2	Iceland, Panama		
2014	1	Bosnia-Herzegovina	Bosnia-Herzegovina	group stage
2010	1	Slovakia*	Slovakia	round of 16
2006	6	Angola, Côte d'Ivoire, Ghana, Togo, Trinidad and Tobago, Ukraine	Ukraine	quarter-finals
2002	4	China PR, Ecuador, Senegal, Slovenia	Senegal	quarter-finals
1998	4	Croatia, Jamaica, Japan, South Africa	Croatia	third place
1994	3	Greece, Saudi Arabia, Nigeria	Saudi Arabia, Nigeria	round of 16
1990	3	Costa Rica, Republic of Ireland, United Arab Emirates	Republic of Ireland	quarter-finals
1986	3	Canada, Denmark, Iraq	Denmark	round of 16
1982	5	Algeria, Cameroon, Honduras, Kuwait, New Zealand	Algeria, Cameroon	3rd of 4 in group stage
1978	2	Iran, Tunisia	Tunisia	3rd of 4 in group stage
1974	4	Australia, German DR, Haiti, Zaire	German DR	3rd of 4 in second round
1970	3	El Salvador, Israel, Morocco	All	4th of 4 in group stage
1966	2	Portugal, Korea DPR	Portugal	third place
1962	2	Bulgaria, Columbia	All	4th of 4 in group stage
1958	3	Northern Ireland, Soviet Union, Wales	All	quarter-finals
1954	3	Korea Republic, Scotland, Turkey	Turkey	group phase play-off
1950	1	England	England	2nd of 4 in group stage
1938	4	Cuba, Dutch East Indies, Norway, Poland	Cuba	quarter-finals
1934	10	Austria, Egypt, Spain, Germany, Hungary, Italy, Netherlands, Switzerland, Sweden, Czechoslovakia	Italy	winners
1930	all	Argentina, Belgium, Bolivia, Brazil, Chile, France, Mexico, Paraguay, Peru, Romania, Uruguay, USA, Yugoslavia	-	-

* the former Czechoslovakia played in eight FIFA World Cups and were runners-up in 1934 and 1962

Formats of the final competitions since 1930

FIFA World Cup™ Russia 2018, Brazil 2014, South Africa 2010 & Germany 2006

- 32 finalists
- 31 teams qualify by preliminary competition
- Host automatically qualified
- Eight groups of four teams
(top two in each group qualify for the knock-out stage in the 2nd round, the final matches in each group are played simultaneously)
- Round of 16
(knock-out stage, winners proceed to quarter-finals - in a case of a draw after extra time penalty shoot-outs will be used to decide)
- Quarter-finals
(knock-out stage)
- Semi-finals
- Third-place play-off
- Final

FIFA World Cup™ Korea/Japan 2002

- 32 finalists
- 29 teams qualify by preliminary competition
- Both hosts and FWC holder automatically qualified
- Eight groups of four teams
(top two in each group qualify for the knock-out stage in the 2nd round, the final matches in each group were played simultaneously)
- Round of 16
(knock-out stage, winners proceed to quarter-finals - in a case of a draw after extra time penalty shoot-outs will be used to decide)
- Quarter-finals
(knock-out stage)
- Semi-finals
- Third-place play-off
- Final

FIFA World Cup™ France 1998

- 32 finalists
- 30 teams qualified by preliminary competition
- Host and FWC holder automatically qualified
- Eight groups of four teams
(top two in each group qualified for the knock-out stage in the 2nd round, the final matches in each group were played simultaneously)
- Round of 16
(knock-out stage, winners proceeding to quarter-finals - in a case of a draw after extra time penalty shoot-outs were used to decide)
- Quarter-finals
(knock-out stage)
- Semi-finals
- Third-place play-off
- Final

Formats of the final competitions since 1930

FIFA World Cup™ USA 1994, Italy 1990 & Mexico 1986

- 24 finalists
- 22 teams qualified by preliminary competition
- Host and FWC holder automatically qualified
- Six groups of four teams
(top two in each group qualified for the knock-out stage in the 2nd round, together with the four best third-placed teams, the final matches in each group were played simultaneously)
- Round of 16
(knock-out stage, winners proceeding to quarter-finals - in a case of a draw after extra time penalty shoot-outs were used to decide)
- Quarter-finals
(knock-out stage)
- Semi-finals
- Third-place play-off
- Final

FIFA World Cup™ Spain 1982

- 24 finalists
- 22 teams qualified by preliminary competition
- Host and FWC holder automatically qualified
- Six groups of four
(top two teams progressing in to four further groups of three)
- Four groups of three
(group winners progressing to a semi-final knock-out stage)
- Semi-finals
- Third-place play-off
- Final

FIFA World Cup™ Argentina 1978 & Germany FR 1974

- 16 finalists
- 14 teams qualified by preliminary competition
- Host and FWC holder automatically qualified
- Four groups of four teams
(first two teams progressed into two quarter-final groups - separated by goal-difference)
- Two quarter-final groups
(with the winners becoming the finalists and the runners-up meeting in a third-place play-off)
- Third-place play-off
- Final

Formats of the final competitions since 1930

FIFA World Cup™ Mexico 1970, England 1966 & Chile 1962

- 16 finalists
- 14 teams qualified by preliminary competition
- Host and FWC holder automatically qualified
- Four groups of four teams
(first two teams progressed to quarterfinals - separated for the first time by goal- difference)
- Quarter-finals
(knock-out stage)
- Semi-finals
- Third-place play-off
- Final

FIFA World Cup™ Sweden 1958

- 16 finalists
- 14 teams qualified by preliminary competition
- Host and FWC holder automatically qualified
- Four 1st round pools, winner and 2nd place of each pool progressed to the quarter finals
(in a case of equal points a play-off game was played to decide)
- Quarter-finals
(knock-out stage)
- Semi-finals
- Third-place play-off
- Final

FIFA World Cup™ Switzerland 1954

- 16 finalists
- 14 teams qualifying by preliminary competition
- Host and FWC holder automatically qualified
- Four 1st round pools, (with two seeded teams per pool) winner and 2nd placed team of each pool progressed to the quarter-finals
- Quarter-finals
(knock-out stage)
- Semi-finals
- Final

FIFA World Cup™ Brazil 1950

- 13 finalists
- 11 teams qualifying by preliminary competition
- Host and FWC holder automatically qualified
- Two pools of four teams, one pool of three teams, one pool of two teams
- Winner of each pool progressed to final pool where all the teams played each other once
- First of the pool was the FWC winner

Formats of the final competitions since 1930

FIFA World Cup™ France 1938

- 16 finalists
- 14 teams qualifying by preliminary competition
- Host and FWC holder automatically qualified - only 15 finally entered, giving Sweden a bye to the second round
- First round (knock-out stage), eight teams proceeded to second round (in case of a draw the game was replayed)
- Second round (knock-out stage), four teams proceeded to semi-finals (in case of a draw the game was replayed)
- Semi-finals
- Third-place play-off
- Final

FIFA World Cup™ Italy 1934

- 16 finalists
- 16 teams qualifying by preliminary competition (host also had to qualify!)
- First round (knock-out stage), eight teams proceed to second round (in case of a draw the game was replayed)
- Second round (knock-out stage), four teams proceed to semi-finals (in case of a draw the game was replayed)
- Semi-finals
- Third-place play-off
- Final

FIFA World Cup™ Uruguay 1930

- 13 finalists (no preliminary competition, teams entered by invitation)
- Three pools of three teams, one pool of four teams (winner of each pool progressed to the semi-final knock-out stage)
- Semi-finals
- Final

FIFA World Cup™ seeded teams history 1930-2014

Brazil 2014

The seeded teams were selected on the basis of the October 2013 edition of the FIFA/Coca-Cola World Ranking, namely hosts Brazil together with Spain, Germany, Argentina, Colombia, Belgium, Switzerland, and Uruguay. Although the November 2013 rankings were the most current at the time of the final draw, the usage of those rankings would advantage those teams who had played additional play-off matches in order to qualify.

Team	Final FWC 2014 achievement
Brazil (host)	Semi-finalists
Spain	Eliminated after group stage
Germany	Champions
Argentina	Runners-up
Colombia	Semi-finalists
Belgium	Semi-finalists
Uruguay	Round of 16
Switzerland	Round of 16

South Africa 2010

For sporting reasons the FIFA Organising Committee based the criteria to determine the seeding on the October 2009 FIFA/Coca-Cola World Ranking rather than the November edition. In particular, the European Zone, where the play-offs involving the eight best runners-up led to an imbalance in the number of qualification matches played between the teams.

Team	Final FWC 2010 achievement
South Africa (host)	Eliminated after group stage
Brazil	Quarter-finalists
Spain	Champions
Netherlands	Runners-up
Italy	Eliminated after group stage
Germany	Semi-finalists
Argentina	Quarter-finalists
England	Round of 16

Germany 2006

The committee based its criteria for seeding on the 32 finalists' performances at the FIFA World Cup finals in 2002 and 1998 (ratio 2:1) and the FIFA/Coca-Cola World Ranking in 2006, 2005 and 2004 (equal ratio).

Team	Final FWC 2006 achievement
Brazil	Quarter-finalists
England	Quarter-finalists
Spain	Round of 16
Mexico	Round of 16
France	Runners-up
Germany (host)	Semi-finalists
Argentina	Quarter-finalists
Italy	Champions

Korea/Japan 2002

The seeded teams were determined upon the finalists' performance in the past three FIFA World Cup finals (ratio 3:2:1), and their position over the past three years in the monthly FIFA/Coca-Cola Ranking (equal ratio).

Team	Final FWC 2002 achievement
Argentina	Eliminated after group stage
Brazil	Champions
France	Eliminated after group stage
Germany	Runners-up
Italy	Round of 16
Japan (host)	Round of 16
Korea Republic (host)	Semi-finalists
Spain	Quarter-finalists

FIFA World Cup™ seeded teams 1930-2014 – continued

France 1998

The seeded teams were determined upon the finalists' performance in the past three FIFA World Cup finals (ratio 3:2:1), and their position over the past three years in the monthly FIFA/Coca-Cola Ranking (equal ratio).

Team	Final FWC 1998 achievement
Brazil	Runners-up
France (host)	Champions
Germany	Quarter-finalists
Italy	Quarter-finalists
Spain	Eliminated after group stage
Argentina	Quarter-finalists
Romania	Round of 16
Netherlands	Semi-finalists

USA 1994

The results obtained in the last three FIFA World Cups determined the basis for setting up the bowls. The newly introduced FIFA/Coca-Cola World Ranking, was not be considered for this World Cup as it was too new.

Team	Final FWC 1994 achievement
Argentina	Round of 16
Brazil	Champions
Germany	Quarter-finalists
Italy	Runners-up
USA (host)	Round of 16
Belgium	Round of 16

Italy 1990

The ranking obtained at the last two FIFA World Cups was decisive, with the rank gained in Mexico 1986 counting double.

Team	Final FWC 1990 achievement
Argentina	Runners-up
Brazil	Round of 16
England	Semi-finalists
Italy (host)	Semi-finalists
Germany FR	Champions
Belgium	Round of 16

Mexico 1986

The division of teams into groups was made by the Organising committee in a public session by means of seeding and a draw having regard inter alia to the geographical position of the countries represented.

Team	Final FWC 1986 achievement
Italy	Round of 16
Mexico (host)	Quarter-finalists
Brazil	Quarter-finalists
Germany FR	Runners-up
France	Semi-finalists
Poland	Round of 16

Spain 1982

The division of teams into groups was made by the Organising committee in a public session by means of seeding and a draw having regard inter alia to the geographical position of the countries represented.

Team	Final FWC 1982 achievement
Argentina	Second round
Brazil	Quarter-finalists
England	Quarter-finalists
Italy	Champions
Spain (host)	Second round
Germany FR	Runners-up

FIFA World Cup™ seeded teams 1930-2014 – continued

Argentina 1978

The division of teams into groups was made by the FIFA Organising committee in a public session by means of seeding and a draw having regard inter alia to the geographical position of the countries represented.

Team	Final FWC 1978 achievement
Argentina (host)	Champions
Italy	Semi-finalists
Germany FR	Quarter-finalists
Brazil	Semi-finalists
Netherlands	Runners-up

Germany 1974

It was agreed by a vote by the FIFA Organising Committee on who would be seeded.

Team	Final FWC 1974 achievement
Brazil	Semi-finalists
Italy	Eliminated after group stage
Uruguay	Eliminated after group stage
Germany FR (host)	Champions

Mexico 1970

There was no official seeding for this World Cup. Instead four groups of teams were formed. These were divided in to geographical “sections”. Host Mexico was placed in Group 1 to play the opening match.

England 1966

The decision was made by the FIFA Organising Committee.

Team	Final FWC 1966 achievement
England (host)	Champions
Germany FR	Runners-up
Brazil	Eliminated after group stage
Italy	Eliminated after group stage

Chile 1962

It was decided that four South American teams would be seeded in consideration of economic, geographical and sportive interests.

Team	Final FWC 1962 achievement
Brazil	Champions
Argentina	Eliminated after group stage
Uruguay	Eliminated after group stage
Chile (host)	Semi-finalists

Sweden 1958

There were no official seeds for this World Cup but the allocation of groups was chosen by the FIFA Organising Committee.

Switzerland 1954

The seeds were chosen by the Organising Committee by means of a secret ballot.

Team	Final FWC 1954 achievement
Uruguay	Semi-finalists
Hungary	Runners-up
England	Quarter-finalists
Austria	Semi-finalists
Italy	Eliminated after group stage
Brazil	Quarter-finalists
France	Eliminated after group stage
Turkey	Eliminated after group stage

FIFA World Cup™ seeded teams 1930-2014 – continued

Brazil 1950

The decision was made by the FIFA Organising Committee following a recommendation by the Brazilian Federation.

Team	Final FWC 1950 achievement
Brazil (host)	Runners-up
England	Eliminated after group stage
Italy	Eliminated after group stage
Uruguay	Champions

France 1938

The decision was made by the FIFA Organising Committee

Team	Final FWC 1938 achievement
Brazil	Semi-finalists
Czechoslovakia	Quarter-finalists
France (host)	Quarter-finalists
Germany	Eliminated after first round
Hungary	Runners-up
Italy	Champions
Cuba	Quarter-finalists
Sweden	Semi-finalists

Italy 1934

The decision was made by the FIFA Organising Committee

Team	Final FWC 1934 achievement
Germany	Semi-finalists
Argentina	Eliminated after preliminary round
Netherlands	Eliminated after preliminary round
Czechoslovakia	Runners-up
Austria	Semi-finalists
Hungary	Quarter-finalists
Brazil	Eliminated after preliminary round
Italy (host)	Champions

Uruguay 1930

The decision was made by the FIFA Organising Committee

Team	Final FWC 1930 achievement
USA	Semi-finalists
Argentina	Runners-up
Brazil	Quarter-finalists
Uruguay (host)	Champions
Paraguay	Eliminated after the group stage