



Club Benefits

2018 FIFA World Cup™

FIFA®

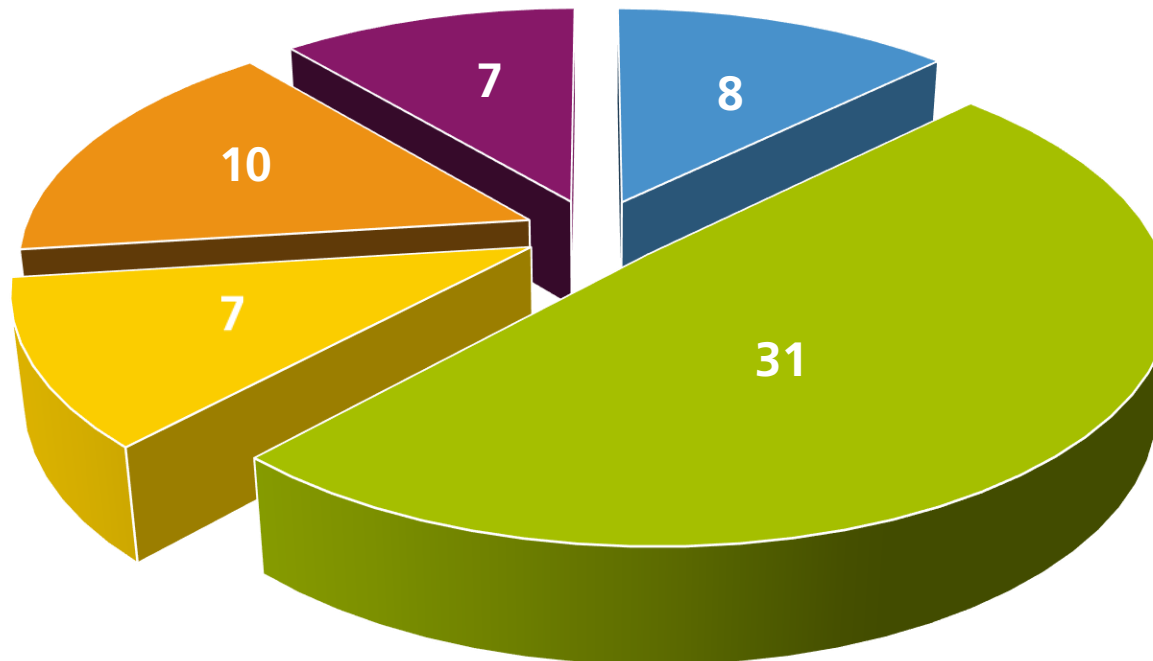
Club Benefits 2018 FIFA World Cup™

- Clubs eligible to receive share: **416**

Club Benefits 2018 FIFA World Cup™

Calculation and distribution of amounts - Figures

- Member Associations (MA) involved: 63

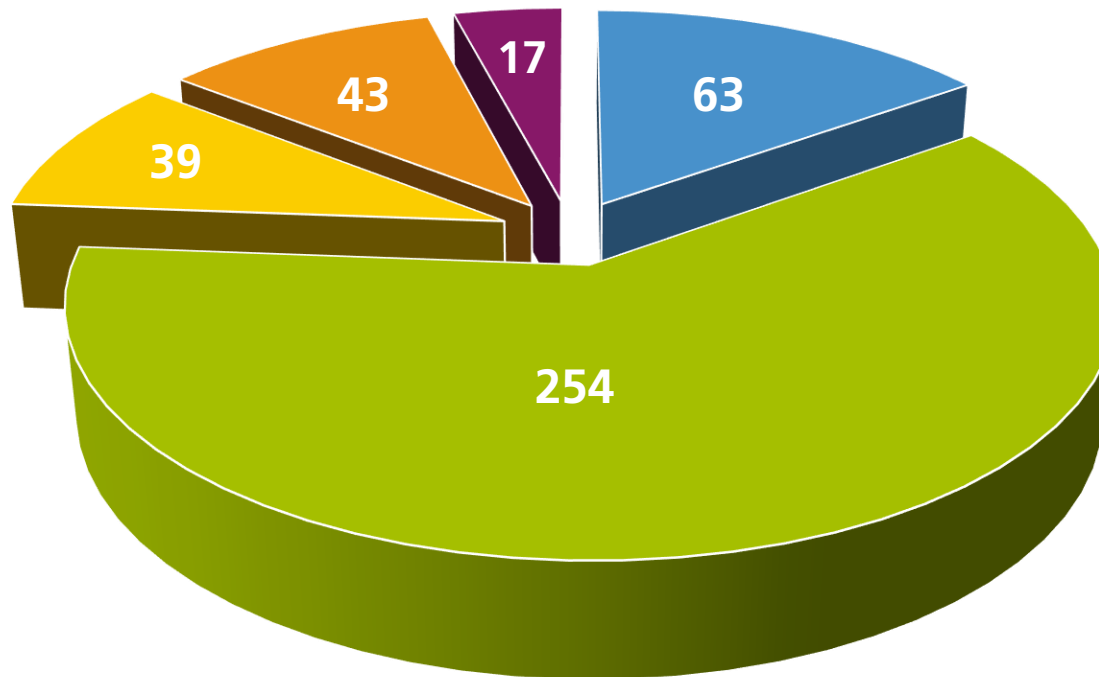


■ AFC ■ UEFA ■ CONCACAF ■ CONMEBOL ■ CAF

Club Benefits 2018 FIFA World Cup™

Calculation and distribution of amounts - Figures

- Clubs represented: **416**



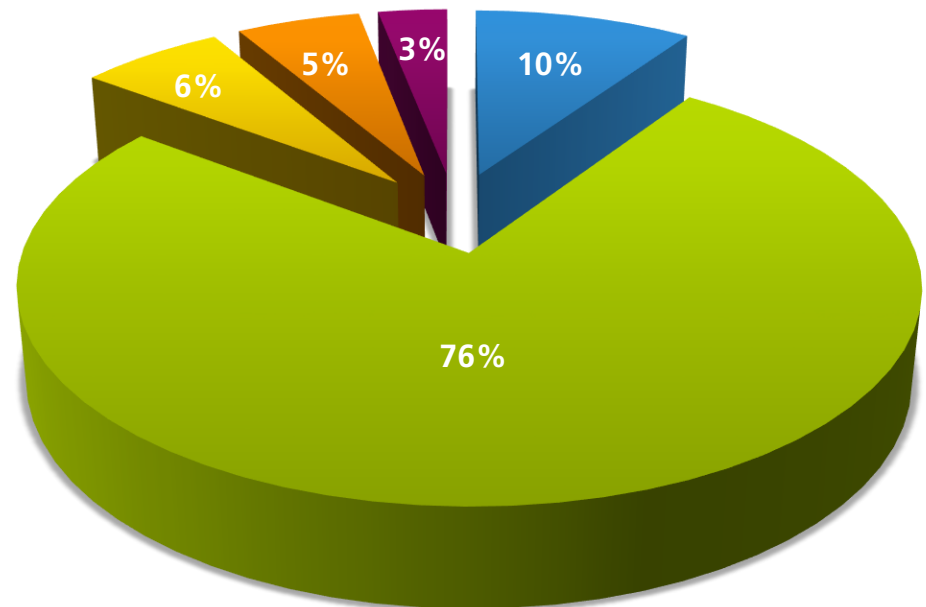
■ AFC ■ UEFA ■ CONCACAF ■ CONMEBOL ■ CAF

Club Benefits 2018 FIFA World Cup™

Calculation and distribution of amounts – Figures

- Distribution of benefits by Confederation:

UEFA	USD 157,831,930
CONCACAF	USD 13,136,860
AFC	USD 19,858,817
CONMEBOL	USD 11,315,755
CAF	USD 6,320,805



■ AFC ■ UEFA ■ CONCACAF ■ CONMEBOL ■ CAF

Club Benefits 2018 FIFA World Cup™

Top 3 MAs within each Confederations and their payments

UEFA	CONCACAF	AFC	CONMEBOL	CAF
1. England USD 37,406,940	1. Mexico USD 5,534,065	1. Saudi Arabia USD 6,471,502	1. Argentina USD 2,789,672	1. Egypt USD 2,712,555
2. Spain USD 22,572,080	2. United States USD 3,737,722	2. Japan USD 3,639,380	2. Brazil USD 2,752,882	2. Tunisia USD 2,334,750
3. Germany USD 18,920,672	3. Costa Rica USD 1,937,135	3. Korea USD 3,069,135	3. Peru USD 2,170,610	3. Morocco USD 458,460

Club Benefits 2018 FIFA World Cup™

Top 3 Clubs within each Confederations and their payments

UEFA	CONCACAF	AFC	CONMEBOL	CAF
1. Manchester City FC (ENG) USD 5,003,440	1. Club Pachuca (MEX) USD 1,035,780	1. Al Hilal FC (KSA) USD 2,024,865	1. CA Boca Juniors (ARG) USD 1,136,952	1. Al Ahly (EGY) USD 1,744,695
2. Real Madrid CF (ESP) USD 4,813,830	2. Tigres de la UANL (MEX) USD 888,620	2. Al Ahli (KSA) USD 1,889,025	2. CA Independiente (ARG) USD 949,465	2. SC Zamalek (EGY) USD 795,937
3. Tottenham Hotspur (ENG) USD 4,385,792	3. CF América (MEX) USD 775,420	3. Esteghlal Teheran (IRN) USD 840,510	3. Universitario (PER) USD 772,590	3. Esperance Tunis (TUN) USD 764,100

Club Benefits 2018 FIFA World Cup™

Top 3 Clubs in each Confederation in regards to # of players released

UEFA	CONCACAF	AFC	CONMEBOL	CAF
1. Chelsea FC (ENG) #19	1. Deportivo Saprissa (CRC) #6	1. Al Hilal FC (KSA) #10	1. Universitario (PER) #7	1. Al Alhy (EGY) #9
2. Manchester City FC (ENG) #19	2. LD Alajuelense (CRC) #5	2. Al Ahli (KSA) #10	2. CA Boca Junior (ARG) #5	2. Club Africain (TUN) #5
3. Real Madrid CF (ESP) #18	3. Club Pachuca (MEX) #5	3. Persepolis (IRN) #10	3. Atlético Nacional (COL) #5	3. SC Zamalek (EGY) #5

Club Benefits 2018 FIFA World Cup™

15 top MAs receiving share of benefits of 2018 FIFA World Cup™:

1. England	USD 37,406,940
2. Spain	USD 22,572,080
3. Germany	USD 18,920,672
4. Italy	USD 17,454,025
5. France	USD 15,303,225
6. Russia	USD 10,300,492
7. Saudi Arabia	USD 6,471,502
8. Portugal	USD 6,050,540
9. Mexico	USD 5,534,065
10. Turkey	USD 4,658,180
11. Belgium	USD 4,397,820
12. Netherlands	USD 3,879,222
13. United States	USD 3,737,722
14. Japan	USD 3,639,380
15. Korea	USD 3,069,135



Club Benefits 2018 FIFA World Cup™

top 10 teams receiving share of benefits of 2018 FIFA World Cup™:

1. Manchester City FC	USD 5,003,440
2. Real Madrid CF	USD 4,813,830
3. Tottenham Hotspur FC	USD 4,385,792
4. FC Barcelona	USD 4,145,950
5. Paris St-Germain FC	USD 3,894,080
6. Chelsea FC	USD 3,835,357
7. Manchester United FC	USD 3,656,360
8. Club Atlético de Madrid	USD 3,093,190
9. Juventus FC	USD 3,019,610
10. AS Monaco	USD 2,934,710

Club Benefits 2018 FIFA World Cup™

Top non-UEFA teams of each Confederation receiving benefits:

- | | |
|-------------------------------------|---------------|
| 1. Al Hilal FC (KSA, AFC): | USD 2,024,865 |
| 2. Club Pachuca (MEX, CONCACAF) | USD 1,035,780 |
| 3. Al Ahly (EGY, CAF): | USD 1,744,695 |
| 4. CA Boca Juniors (ARG, CONMEBOL): | USD 1,136,952 |





Thank you

FIFA[®]