

TECHNICAL REPORT

FIFA WOMEN'S WORLD CUP
FRANCE 2019™

FIFA



WOMEN'S WORLD CUP
FRANCE 2019



E TO SHINE™

TABLE OF CONTENTS

Part 1: Foreword



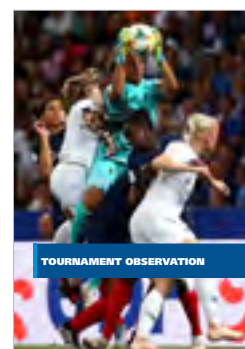
3

Part 2: Technical Study Group



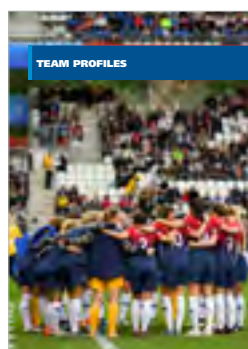
4

Part 3: Tournament observation



5

Part 4: Team profiles




13

Part 5: Performance insights



63

Part 6: FIFA awards




90

Part 7: Match information



93

Part 8: Technical Study Group support



105

Wherever you see this play button, there is video content available.



Please note that to view any associated video in this report, you will be taken to FIFA's official YouTube page and internet access will therefore be required.

FOREWORD

The FIFA Women's World Cup France 2019™, which was deservedly won by the United States, will certainly go down as a watershed in the history of women's football: the post-France 2019 landscape is a totally different ball game.

From 7 June to 7 July, from Paris to Lyon, the world witnessed an unprecedented showcase of our beloved sport, and we could not be more thankful to the host country France, to the Local Organising Committee, to the FIFA administration, to all the volunteers and to everyone else involved – foremost among them, of course, the fans – for their invaluable contribution. However, it is above all thanks to the preparation and performances of the players, coaches and officials that this tournament will live long in our memories.

In fact, those 31 days of football in France are just the tip of the iceberg. They are the culmination of the exponential, worldwide growth process that has yielded strengthened structures, burgeoning interest – the tournament attracted over one billion viewers! – and ever-increasing quality. A process that was long overdue, and to which our organisation is steadfastly dedicated. That is the reasoning behind the implementation of the VAR system, analytical tools and communication devices at the competition. It is also the reasoning behind the expansion of the FIFA Women's World Cup™ to 32 teams, which, along the way, allows dozens more of our member associations from all over the world to dream of taking part in this showpiece event.

On the pitch, the 24 teams in France put on the best advertisement for women's football we could ever have imagined. From the prowess of the dominant Americans to the solid performances of the established European sides and the impressive showings by global debutantes Chile, Jamaica, Scotland and South Africa; from the numerous tightly fought matches – including no fewer than 25 with a one-goal winning margin – to the unmistakeable evolution of goalkeeping across the board, the competition produced manifold moments to remember and stories to be told.

This Technical Report is an outstanding testament to everything that the top stars in women's football displayed on the pitches across France. The report is focused on in-depth expert analysis, which is supported by video material and performance data.



Gianni Infantino
FIFA President

This document is the embodiment of our commitment to leading the charge when it comes to understanding the game and its development, a commitment that is particularly pertinent in the case of women's football. For this purpose, we are proud to have been able to call on our brilliant Technical Study Group, who observed and scrutinised every single piece of play during the FIFA Women's World Cup, made sense of this wealth of information and produced this report.

Throughout the pages, you will realise that this document is much more than an account of 31 days of football. Years from now, I am sure it will be seen as a landmark in women's football history, a portrait of a period of unparalleled growth, evolution and progress.

I hope you enjoy reading it.

Yours in football,

Gianni Infantino

TECHNICAL STUDY GROUP

The FIFA Coaching & Player Development Department was responsible for the activities of the Technical Study Group (TSG), which comprised the following members: April Heinrichs (USA) – Head of the TSG, Sun Wen (China PR), Nadine Kessler (Germany), Élisabeth Loisel (France), Clémentine Touré (Côte d'Ivoire), Branimir Ujević (FIFA TSG Project Leader), Patricia González (FIFA Deputy Project Leader), Pascal Zuberbühler (FIFA Goalkeeping Specialist), Prisca Steinegger (FIFA Senior Coaching & Player Development Manager) and Chris Loxston (FIFA Performance & Game Analyst).

This Technical Report was produced in collaboration with the FIFA Women's Football Division.



Front, from left to right: Sun Wen, Clémentine Touré, Prisca Steinegger, April Heinrichs, Patricia González
Back, from left to right: Chris Loxston, Élisabeth Loisel, Pascal Zuberbühler, Nadine Kessler, Branimir Ujević



TOURNAMENT OBSERVATION



GOAL ANALYSIS

As far as headline numbers on the pitch are concerned, the FIFA Women's World Cup France 2019™ mirrored the trends of the 2015 tournament, which was the first to be played in the new 24-team format. Both tournaments witnessed 146 goals, 27% of which came from set plays, and 25 games in both editions had a one-goal winning margin. It is only when we dig a little deeper that we start to observe how the tournaments differed. Scoring the first goal of the game was critical this time around, as 87% of the games were won by the team that struck first, an increase from 71% in 2015 and 67% in 2011. This point is amplified by the fact that in 2019, the side that conceded the opening goal only managed to come back to win in four games, which shows how resiliently teams protected their leads. It cannot be overlooked how ruthless champions the USA were in front of goal this year; they netted 26 times in total – equating to just shy of 18% of the tournament's overall tally of 146 – of which 13 came in their group-stage opener. Even at the sharp end of the tournament, they consistently scored two goals in every game from the round of 16 to the final, which deservedly earned them the crown for the fourth time since the inaugural FIFA Women's World Cup™ back in 1991. They certainly came out of the dressing room firing on all cylinders, scoring within the first 13 minutes of every game except the final, always being the first on the scoreboard and never going behind, all of which is a testament to their supremacy on their way to retaining the title.

They say that “delivery is everything” and it certainly was in France, as exemplified by the 27 headers scored, including 15 in open play, representing an increase from the 23 headed goals notched at Canada 2015. Players' ability to use the wide areas and deliver perfectly weighted, precise crosses created many openings in front of goal for displays of pure aerial goalscoring prowess. The movement and timing exhibited to first lose markers and then arrive at the right moment to meet incoming balls with thumping headers was impressive. A prominent example of dominance in the air was provided by France's towering 1.87m defender Wendie Renard (3), who stole the show in the opening match – sending the home crowd into raptures twice with solid headers from corner kicks – and scored three goals in this

“The outstanding wing play and variety of service contributed decisively to the high number of headers scored”

April Heinrichs

fashion in total. Headed goals also played a critical role at the business end of the tournament. Eventual runners up the Netherlands required two headers from lateral free kicks to get past Italy in the quarter finals, while the USA's Christen Press (23) and Alex Morgan (13) nodded in a goal apiece in their tightly contested semi-final against England to book their place in the final.

Effective use of space in France contributed to many goals, with two situations particularly catching the eye. Firstly, players showed great intelligence to drift away from and behind defenders, capitalising on the latter's blind spots. Secondly, they drew on their experience and situational awareness to dart into the pockets of space in front of the defensive line at just the right time. Both these movements allowed players to receive the ball in space and with sufficient time to turn and either deliver decisive through balls – such as slotting in a winger or advancing full-back in the lateral areas – or finish the chances themselves. This space was more prevalent in the earlier stages of the tournament, as teams certainly tightened up as the competition progressed, making it much more difficult to find similar openings.

“The game intelligence and explosive speed displayed by the strikers enabled them to be in the right place at the right time”

Sun Wen

Set-play goals have always been important in tournament football and can sometimes be the X factor in tight matches. In France, we saw ten matches decided by strikes stemming from set pieces: two of these were equalisers, while a corner, free kick or penalty delivered the match winner on the other eight occasions. An average of 36 corners were needed to score in France and, although not quite as efficient as the 28 required at Canada 2015, this still attests to a high degree of effectiveness. This was the first edition of the FIFA Women's World Cup where the video assistant referee (VAR) system was in place; however, we did not see a sharp rise in the number of penalties awarded (25), up by just three from 2015. Moreover, the 72% conversion rate from penalties during this tournament – down by ten percentage points from 2015 – pays tribute to the level of goalkeeping. The save rate of nearly one from every four showed that it was not so easy to score from the spot, even with the new VAR spotlight monitoring the encroachment of goalkeepers before the ball was kicked.

BUILDING FROM THE BACK

The USA, the Netherlands and England, three of the four semi-finalists, entered their final match of the tournament with an average of 55% or more ball possession, demonstrating that bossing play was a key component of their success. These findings link to the fact that only 9% of passes were played long in the 2019 tournament, a decrease from the previous two editions, which suggests that teams were progressively looking to play shorter passes and build patiently, as opposed to going long and direct. The evolution in the role of the central defender plays a part here, as we now witness more centre-backs with the ability and composure to successfully build possession, providing another option to progress the ball into the opposition half rather than solely relying on central midfielders. In France, we observed central defenders confidently starting moves, keeping hold of the ball whilst waiting to find the opening to play a penetrating pass through to the midfielders, who were able to take up positions higher up the pitch. Alternatively, when opportunities arose, the centre-halves did not hesitate to dribble the ball and drive forward themselves, bypassing the first line of defensive blocks. The teams also displayed confidence in their ability to maintain possession when building, reducing their defensive cover and protection, as full-backs were permitted to progress into more advanced positions, giving central defenders an extra option up the wing when funnelling play through the middle of the pitch was proving difficult. Since 2011, we have seen a 1% tournament-on-tournament increase in ball-possession time in teams' defensive thirds; this represents an additional 40 minutes per tournament in which teams are attempting to build from the back.

"A dominant feature was the presence of versatile players, including central defenders who were able to play a key role in building up attacks"

Élisabeth Loisel

Although we will discuss this in more detail in the specific goalkeeping section of this report, it was also clear that teams felt comfortable in their goalkeepers' ability to contribute to the build-up play with the ball at feet. Goalkeepers' passing prowess allowed the central defenders to move further apart, safe in the knowledge that, when in danger, there was always the option of playing backwards. During the FIFA Women's World Cup 2019, the number of short passes by goalkeepers per match increased by 10% (to an average of 26%) compared to the previous edition. This is a clear indication that teams are no longer classifying the keeper as a mere shot-stopper, but rather are actively involving them when building from the back.

"Complete players are those who can dictate the tempo of the game at any given time"

Nadine Kessler



PLAYER MOVEMENT AND ROTATIONS



The positional fluidity was one of the most fascinating tactical elements to watch during this FIFA Women's World Cup. Defensively speaking, teams arrived in France very well organised; therefore, finding ways to infiltrate and unbalance defensive blocks required enhanced understanding between players when in possession. Rotations and positional interchange offered one way to break through, with players moving out of areas to create spaces for others to drive into, forcing defenders to choose whether to follow or to cover the area and keep shape. These situations played havoc with backlines, causing confusion between players, creating imbalances and catching defenders out of position, which made it very difficult to control and manage the constantly emerging spaces that attacking teams were eager to exploit.

Positional rotations are not uncommon in wide areas, with wingers moving inside to create space for overlapping full-backs. However, in France, these situations did not solely occur on the flanks. We also observed central rotations, with players dropping off and being tracked by their markers. This fashioned

openings for team-mates to drift into and allowed central progression into the final third. In a nutshell, teams were able to create overloads and find joy both in the wide areas and centrally. The close ball control on display in 2019 also made these situations possible, as such sequences often occur in tight spaces and at pace. Therefore, controlled first-time passes were critical to prevent defenders from recovering their positions or their team-mates from covering spaces left behind. Speed was key in not allowing teams to regroup. All of these elements, combined with high levels of spatial awareness, provided a method for teams to progress into the final third and create danger.

“Having a lot of positional interchange poses a big challenge to all players, as they all have to assume the playmaker role at some point”

Nadine Kessler

WINNING THE BALL BACK

There was a real ferocity to teams' endeavours to win the ball back quickly after losing it during this tournament, especially when positioned high in the opposition's half, with 61% of all ball regains occurring within seven seconds. Incredibly, France had an average ball-recovery height (the average distance from their own goal when regaining possession) of just under 50m, followed next by the USA's 48m. Put into pitch context, this is an average regain position of fewer than three metres inside their own half, which is a clear indication of how high teams were willing to press when they lost the ball. It also ties in with how prepared teams were to take risks when in possession, committing many players forward. In turn, this meant that when the ball was lost, teams already had players high up the pitch, enabling an instant reaction around the ball from an already advanced position. This was clearly a predetermined tactic for most teams, as pressure was typically applied as a collective unit, as opposed to sporadic individual efforts that are far easier to play out against.

"There was a clear attacking mindset, as teams displayed either high or medium high defensive lines. Defending close to their goal was avoided where possible"

Sun Wen

"Effective high pressure only works if you have a well-oiled machine"

April Heinrichs

When facing more organised build-up play, teams were calculated in their approach. Staying compact was the first objective, with the aim of reducing the space between the lines and making it difficult for teams to penetrate. To do this, they pushed the defensive line up to shut down the spaces in front of them, as demonstrated by the average height of the deepest defender out of possession being 37m for the tournament, remarkably two metres further up the pitch than when in possession. Along with the focus on quick ball regains in advanced positions, this is another indication of teams not wanting to defend close to their own goal, instead preferring a higher point of confrontation. The midfielders appeared as the main aggressors in certain set-ups, waiting for teams to build from deep at the back but harrying their opponents when the play reached their line. Successful teams were coherent in their defensive forays, pressing the ball carrier at speed whilst team-mates quickly closed down passing lanes in an attempt to force a mistake or a backwards pass, allowing the team to push the defensive line higher again. As stated previously, it was apparent how well prepared and organised teams were prior to arriving in France for this marquee event, and this preparation was clearly evidenced by the resolute defending on the pitch.



ATTACKING TRANSITIONS

Prior to the start of the tournament, the head of FIFA's Technical Study Group, April Heinrichs, commented on how important transition play was going to be in France. This prediction proved spot on. Game awareness made the difference at this Women's World Cup, which highlighted the value of knowing the right moment to launch rapid counter-attacks or when to protect the ball, keeping possession to then build the next move.

"Individually, the players are getting smarter. The first touch is making the difference"

Sun Wen

The open nature of attacking in this tournament, with teams pouring forward in numbers, certainly increased the vulnerability to swift counter-attacks when possession was lost. A quality first touch and first pass were critical in successful attacking transitions, making it possible to play out of the initial pressing around the ball. This created openings, affording players time and space to pass or dribble into while supporting team-mates sprinted at full speed to attack the gaps. The pace of these attacking transitions caused retreating defenders to attempt to close down the ball carrier whilst trying to anticipate the next pass or recover their positions. The speed of the supporting attackers made these attacks so potent, forcing defenders to make decisions, which – if the killer pass was supplied – often opened up a clear path to goal. As always in tournament football, when teams found themselves chasing the game, attacking transition moments became ever more crucial.

"The accuracy of cross-field balls was fundamental to speed up the overall tempo of matches"

Clémentine Touré

Teams also understood when it made sense to hold on to the ball, enabling them to reset their attack and give players time to recover. When it comes to transitions, our minds tend to jump to fast breaks; however, we can also see the process of regaining the ball as a "transition to possession". The better players and teams in the tournament grasped these transitional moments and demonstrated great game and spatial awareness, having a feel for the right course of action at any given time. This style certainly



favoured possession-based teams who had confidence in their ability to break down an organised defensive block and did not solely rely on rapid counter-attacks when the opposition were off-balance. Whether teams transitioned to penetrate or to claim possession, it was clear that, as Heinrichs predicted, transition play played an important role in this tournament.

"Counter-attacking is not only about collective determination and timing: it's also about having players willing to take on opponents one-on-one"

Élisabeth Loisel

GOALKEEPING



In the early stages of the development of women's football, it could be said that goalkeeping was an area where there was "room for improvement". However, after the performances observed in France, it is clear that this improvement has certainly taken place. A common statement within the TSG meetings was that this tournament was marked by some of the "best goalkeeping ever seen" in the female game and this was not only limited to a few teams.

The space behind the defensive line was a key battleground in France and one that the goalkeepers played an important role in guarding. High-level game-reading ability was demonstrated throughout the tournament. This coincided with great starting positions, situational awareness and the capacity to attack the ball by intercepting it as early as possible, clearing many dangerous situations before they could develop. This direct approach showed how dominant the goalkeepers can be and have to be in these situations in order to patrol the spaces outside of the area, especially when the defensive line is high.

"One of the goalkeeping highlights of this tournament was the semi-final between the Netherlands and Sweden, in which both keepers made crucial saves throughout the game, keeping the score goalless and forcing extra time"

Pascal Zuberbühler
(FIFA Goalkeeping Specialist)



"The standard of goalkeeping was very high in general, with some newcomers like Chile's [Christiane] Endler displaying a commanding presence and fantastic shot-stopping qualities"

Clémentine Touré

Another area where goalkeepers stamped their authority on the game was their consistent endeavour to claim crosses. Regardless of whether they were whipped inswingers or outswingers, lofted or driven, the goalkeepers showed good timing and no fear in seeking to deal with these deliveries. One aspect that was especially pleasing to see was that, even when this boldness backfired, this did not deter them from attempting to dominate the next time around.

Finally, we cannot overlook the number of outstanding game-impacting saves that were made over the course of the tournament. We observed multiple examples of tremendous aerial ability to reach balls that looked destined for the back of the net; this is epitomised by the fact that the save rate in 2019 (70%) represented a five-percentage-point increase from 2015. It was a similarly impressive story at penalty kicks, where, even with VAR shining a renewed spotlight on encroachment, keepers still managed to achieve a 24% save rate. The cliché that goals win games is undoubtedly true – however, saves keep your team in contention and on countless occasions in key moments of matches, the goalie stepped up and did what she was there to do. It is no wonder that the shot-stoppers on display were referred to as the competition's "best generation of goalkeepers ever".


PLAYERS WHO #DAREDTOSHINE

The Women's World Cup 2019 was the marquee showpiece of the ever-growing strength of women's football. The full stadiums, record-breaking TV audiences and mass media attention were all a result of the product – the quality of the players on the pitch. Since the inaugural edition in 1991, the tournament has been blessed to feature many superb individuals, but no previous event was graced by the overall level of talent and outstanding individual performances that were on show in 2019.

Many players stood out for their respective teams, but the following are some of the key players that caught the eye.



Lucy Bronze (ENG, 2)




Jill Scott (ENG, 8)



Ellen White (ENG, 18)



Julie Ertz (USA, 8)



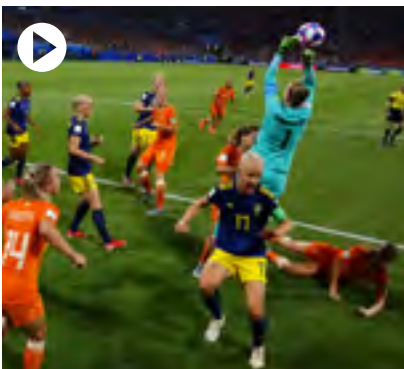
Megan Rapinoe (USA, 10)



Rose Lavelle (USA, 16)



Crystal Dunn (USA, 19)



Sari van Veenendaal (NED, 1)



Vivianne Miedema (NED, 9)



Sofia Jakobsson (SWE, 10)

TEAM PROFILES



Select a team:



ARGENTINA / CONMEBOL



JAPAN / AFC



AUSTRALIA / AFC



KOREA REPUBLIC / AFC



BRAZIL / CONMEBOL



NETHERLANDS / UEFA



CAMEROON / CAF



NEW ZEALAND / OFC



CANADA / Concacaf




NIGERIA / CAF



CHILE / CONMEBOL



NORWAY / UEFA



CHINA PR / AFC



SCOTLAND / UEFA



ENGLAND / UEFA



SOUTH AFRICA / CAF



FRANCE / UEFA



SPAIN / UEFA



GERMANY / UEFA



SWEDEN / UEFA



ITALY / UEFA



THAILAND / AFC



JAMAICA / Concacaf



USA / Concacaf





FIFA Women's World Cup France 2019™

7 June – 7 July

GROUP STAGE

10.06.2019

ARG 0-0 JPN

14.06.2019

ENG 1-0 ARG

19.06.2019

SCO 3-3 ARG

ROUND OF 16

-


QUARTER-FINAL

-

SEMI-FINAL

-


FINAL




BANINI



MAYORGA



SOLE JAIMES




BRAVO




BONSEGUNDO



STABILE




COMETTI



BENITEZ



BARROSO



GOMEZ



CORREA

Head coach

BORRELLO Carlos (ARG)

Technical staff

CALVIÑO Néstor (Assistant coach)
HIRMBRUCHNER Analía (Assistant coach)
DOBLER Mauro (Goalkeeping coach)
CONTE Osvaldo (Fitness coach)

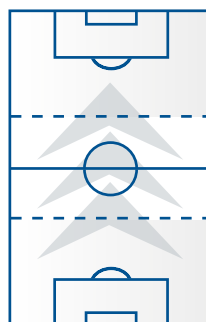
FIFA Women's World Cup France 2019™ squad

	NO.	NAME	CLUB (COUNTRY)	MINS	G	A
GOALKEEPERS	1	CORREA Vanina	CA Rosario Central (ARG)	270	0	
	12	GARTON Gabriela	N/A (Free Agent)	0	0	
	23	PEREYRA Solana	UAI Urquiza (ARG)	0	0	
DEFENDERS	2	BARROSO Agustina	Madrid CFF (ESP)	270	0	
	3	STABILE Eliana	CA Boca Juniors (ARG)	270	0	
	4	SACHS Adriana	UAI Urquiza (ARG)	90	0	
	6	COMETTI Aldana	Sevilla FC (ESP)	270	0	
	13	GOMEZ Virginia	CA Rosario Central (ARG)	90	0	
	18	CHAVEZ Gabriela	CA River Plate (ARG)	0	0	
MIDFIELDERS	21	JUNCOS Natalie	N/A (Free Agent)	0	0	
	5	SANTANA Vanesa	Logrono CFF (ESP)	121	0	
	8	BRAVO Ruth	CD Tacón (ESP)	244	0	
	10	BANINI Estefania	Levante UD (ESP)	218	0	
	14	MAYORGA Miriam	UAI Urquiza (ARG)	188	0	
	16	BENITEZ Lorena	CA Boca Juniors (ARG)	246	0	
FORWARDS	17	CORONEL Mariela	Granada CFF (ESP)	11	0	
	20	IPPOLITO Dalila	CA River Plate (ARG)	20	0	1
	7	OVIDEO Yael	Rayo Vallecano (ESP)	1	0	
	9	JAIMES Sole	Olympique Lyon (FRA)	249	0	
	11	BONSEGUNDO Florencia	Sporting Huelva (ESP)	257	1	
	15	POTASSA Maria	UAI Urquiza (ARG)	0	0	
	19	LARROQUETTE Mariana	UAI Urquiza (ARG)	125	0	
	22	MENENDEZ Milagros	UAI Urquiza (ARG)	30	1	

NO. = Squad number; = Clean sheets; MINS = Minutes played; G = Goals; A = Assists.

Average possession

40% Total



12% Final third

35% Middle third

53% Defensive third

Shots per match



Shots per goal

Shots on target per match



Shots on target per goal

3

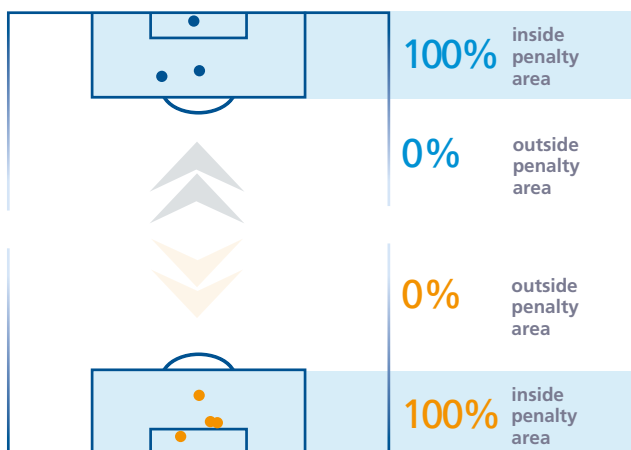
Goals scored

Goal location

4

Goals conceded

Goal location



100% inside penalty area

0% outside penalty area

0% outside penalty area

100% inside penalty area

1 open-play goals

1 set-piece goals

1 own-goals

3 open-play goals

1 set-piece goals

0 own-goals

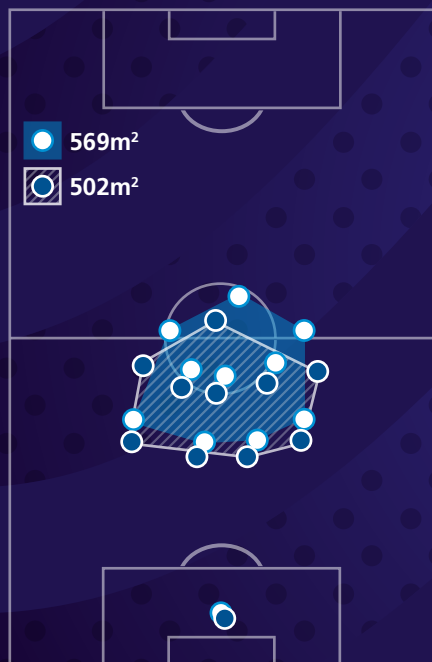
from corners 0
from free kicks 0
from penalties 1
from throw-ins 0

from corners 1
from free kicks 0
from penalties 0
from throw-ins 0



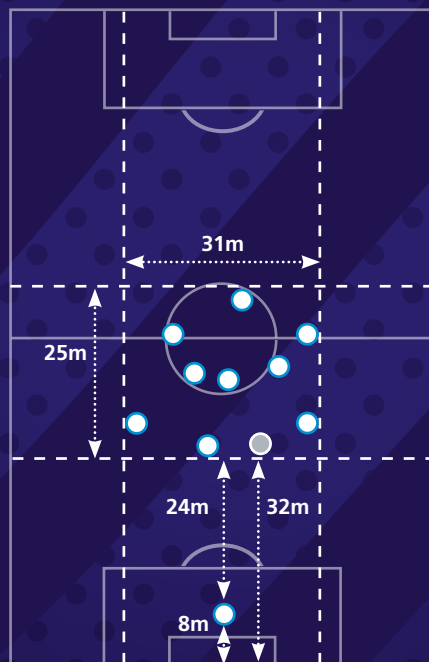
Team compactness

- In possession
- Out of possession

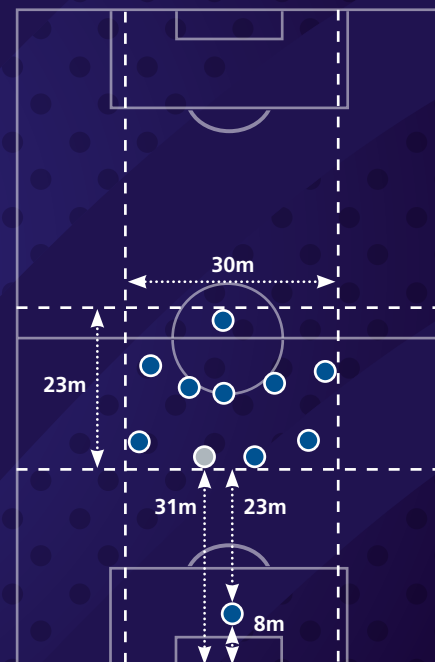


Team shape

- In possession
- Deepest defender



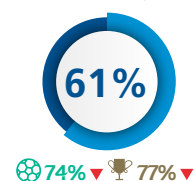
- Out of possession
- Deepest defender



The representation of player positions has been taken from one match. Team compactness and team shape data represents the team's tournament average.

Team passing accuracy

Team passes 334

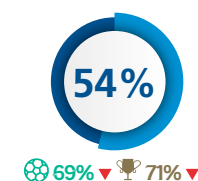


Final third	63%	33
Middle third	64%	156
Defensive third	62%	145

Goalkeeper passing success

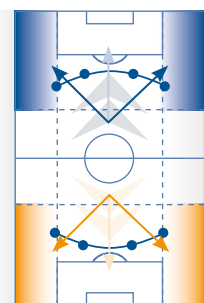
Goalkeeper passes

Goalkeeper passing length



Short (<17m)	2
Medium (17-34m)	4
Long (>34m)	16

Defensive line breaks



Inside line breaks	2
Outside line breaks	1

Defensive line breaks against

Inside line breaks	2
Outside line breaks	9

Attacking entries



Penalty-area entries	14
Final-third entries	37

Attacking entries against

Final-third entries	78
Penalty-area entries	39

Opponents bypassed

311 ▼ 333 ▼

Opposition defenders bypassed

45 ▼ 50 ▼

Own players bypassed

311 ▲ 236 ▲

Own defenders bypassed

45 ▲ 30 ▲

>23 km/h

1,808m ▼ 1,848m ▼

19-23 km/h

4,958m ▼ 4,975m ▼

13-19 km/h

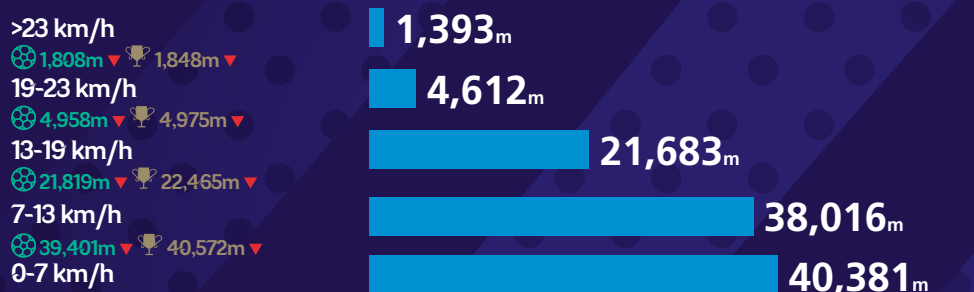
21,819m ▼ 22,465m ▼

7-13 km/h

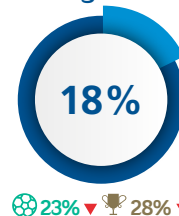
39,401m ▼ 40,572m ▼

0-7 km/h

41,306m ▼ 40,477m ▼



% of final-third entries leading to shots



Total distance (km) 106.1

Distance >19 km/h 6,005

Distance >23 km/h 1,393

Activities >23 km/h 82



FIFA Women's World Cup France 2019™

7 June – 7 July

▶	GROUP STAGE
▶	09.06.2019
▶	AUS 1-2 ITA
▶	13.06.2019
▶	AUS 3-2 BRA
▶	18.06.2019
▶	JAM 1-4 AUS
▶	ROUND OF 16
▶	18.06.2019
▶	NOR 1-1 AUS
▶	Norway win on penalties (4-1)
▶	QUARTER-FINAL
▶	-
▶	SEMI-FINAL
▶	-
▶	FINAL
▶	-



Head coach

MILICIC Ante (AUS)

Technical staff

ANDREATTA Mel (Assistant coach)
JOLIC Ivan (Assistant coach)
VAN EGMOND Gary (Assistant coach)
GORZA John (Goalkeeping coach)
WIGNELL Tony (Fitness coach)

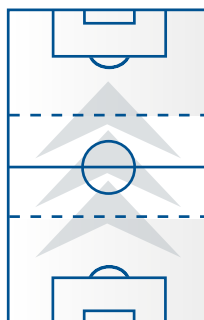
FIFA Women's World Cup France 2019™ squad

	NO.	NAME	CLUB (COUNTRY)	MINS	G	A
GOALKEEPERS	1	WILLIAMS Lydia	Reign FC (USA)	390	0	
	12	MICAH Teagan	UCLA (USA)	0	0	
	18	ARNOLD Mackenzie	Brisbane Roar FC (AUS)	0	0	
DEFENDERS	2	SIMON Gema	Newcastle United Jets FC (AUS)	0	0	
	4	POLKINGHORNE Clare	Houston Dash (USA)	116	0	
	5	ROESTBAKKEN Karly	Canberra United FC (AUS)	95	0	
	7	CATLEY Steph	Reign FC (USA)	390	0	
	14	KENNEDY Alanna	Orlando Pride (USA)	374	0	
	21	CARPENTER Ellie	Portland Thorns FC (USA)	389	0	1
MIDFIELDERS	23	ALLEN Teigen	Melbourne Victory FC (AUS)	0	0	
	3	LUIK Aivi	Levante UD (ESP)	3	0	
	6	LOGARZO Chloe	Washington Spirit (USA)	361	1	1
	8	KELLOND-KNIGHT Elise	Reign FC (USA)	191	1	
	10	VAN EGMOND Emily	Orlando Pride (USA)	386	0	
	13	YALLOP Tameka	Klepp IL (NOR)	293	0	
	19	GORRY Katrina	Brisbane Roar FC (AUS)	108	0	1
	22	HARRISON Amy	Sydney FC (AUS)	1	0	
	9	FOORD Caitlin	Portland Thorns FC (USA)	330	1	
	11	DE VANNA Lisa	Sydney FC (AUS)	92	0	
FORWARDS	15	GIELNIK Emily	Melbourne Victory FC (AUS)	177	0	1
	16	RASO Hayley	Portland Thorns FC (USA)	188	0	
	17	FOWLER Mary	Bankstown City Lions FC (AUS)	0	0	
	20	KERR Sam	Chicago Red Stars (USA)	390	5	

NO. = Squad number; 🧼 = Clean sheets; MINS = Minutes played; G = Goals; A = Assists.

Average possession

59% Total



27% Final third

48% Middle third

25% Defensive third

Shots per match



Shots per goal

Shots on target per match



9

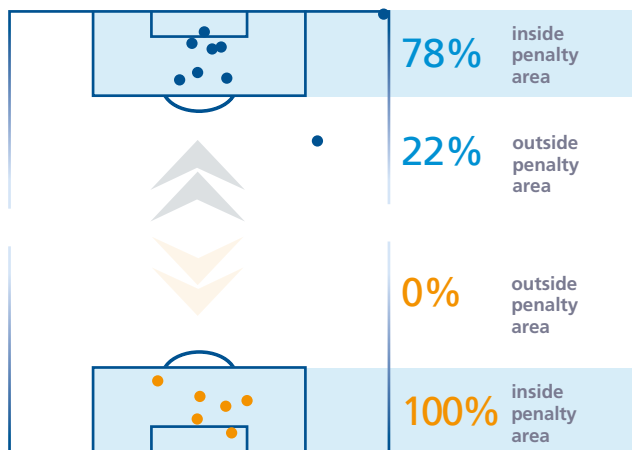
Goals scored

Goal location

6

Goals conceded

Goal location



7 open-play goals

1 set-piece goals

1 own-goals

from corners 1
from free kicks 0
from penalties 0
from throw-ins 0

4 open-play goals

2 set-piece goals

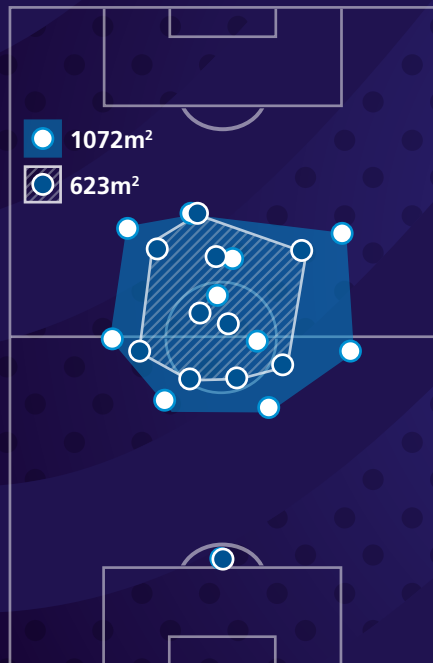
0 own-goals

from corners 0
from free kicks 1
from penalties 1
from throw-ins 0



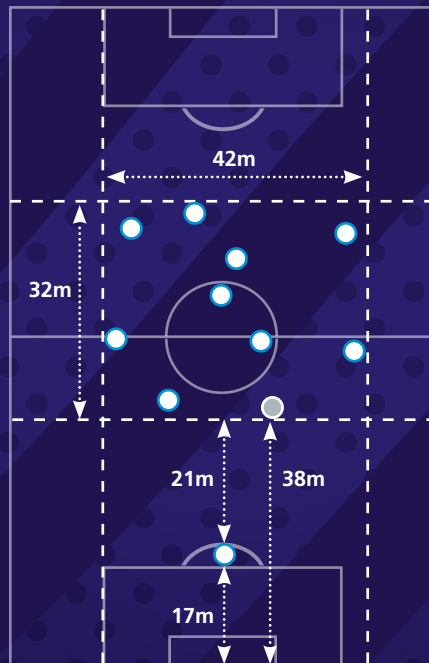
Team compactness

- In possession
- Out of possession

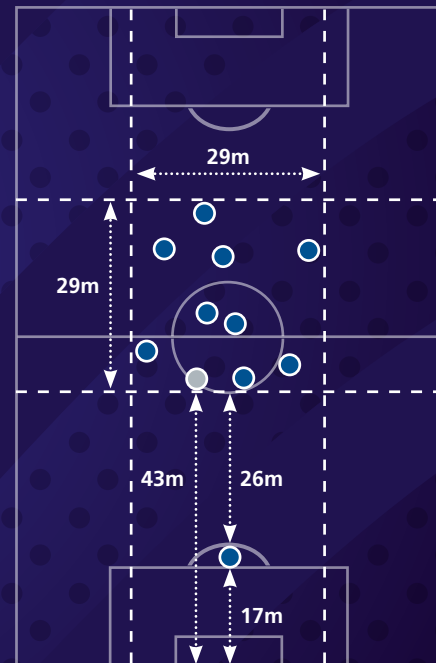


Team shape

- In possession
- Deepest defender

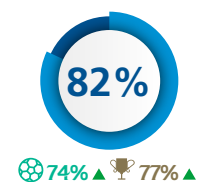


- Out of possession
- Deepest defender



The representation of player positions has been taken from one match. Team compactness and team shape data represents the team's tournament average.

Team passing accuracy

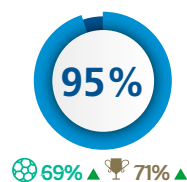


Team passes

562

Final third	73%	108
Middle third	82%	287
Defensive third	90%	167

Goalkeeper passing success



Goalkeeper passes

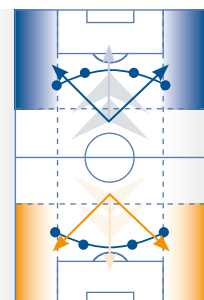
30

29 ▲ 21 ▲

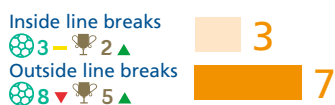
Goalkeeper passing length

Short (<17m)	15
Medium (17-34m)	11
Long (>34m)	4

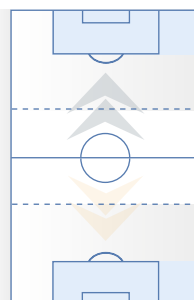
Defensive line breaks



Defensive line breaks against



Attacking entries



Attacking entries against



Opponents bypassed

311 ▲ 333 ▲

Opposition defenders bypassed

45 ▼ 50 ▼

Own players bypassed

311 ▼ 236 ▲

Own defenders bypassed

45 ▼ 30 ▲

>23 km/h

1,808m ▲ 1,848m ▲

19-23 km/h

4,958m ▲ 4,975m ▲

13-19 km/h

21,819m ▲ 22,465m ▲

7-13 km/h

39,401m ▲ 40,572m ▼

0-7 km/h

41,306m ▼ 40,477m ▼

2,392m

5,636m

22,995m

39,975m

40,265m

Total distance (km) 111.3

Distance >19 km/h 8,028

Distance >23 km/h 2,392

Activities >23 km/h 129

% of final-third entries leading to shots



FIFA Women's World Cup
Cup France 2019™

7 June – 7 July

GROUP STAGE

09.06.2019

BRA 3-0 JAM

13.06.2019

AUS 3-2 BRA

18.06.2019

ITA 0-1 BRA

ROUND OF 16

23.06.2019

FRA 2-1 BRA

QUARTER-FINAL

-


SEMI-FINAL

-


FINAL



DEBINHA




MARTA




CRISTIANE




LUDMILA




THAISA




FORMIGA



TAMIRES




MONICA



KATHELLEN



LETICIA SANTOS



BARBARA

Head coach

VADAO (BRA)

Technical staff

BIA (Assistant coach)

CÂNDIDO Fabrício (Assistant coach)

DOS SANTOS Vagner (Assistant coach)

FRANCISCO Juarez (Goalkeeping coach)

DA GAMA Fabio (Fitness coach)

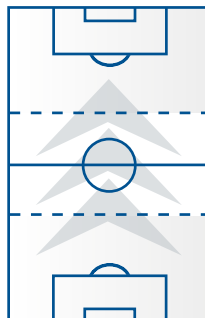
FIFA Women's World Cup France 2019™ squad

	NO.	NAME	CLUB (COUNTRY)	MINS	G	A
GOALKEEPERS	1	BARBARA	Kindermann (BRA)	390	0	
	12	ALINE	UDG Tenerife (ESP)	0	0	
	22	LETICIA	SC Corinthians (BRA)	0	0	
DEFENDERS	2	POLIANA	São José EC (BRA)	45	0	
	3	DAIANE	Paris Saint-Germain FC (FRA)	14	0	
	4	TAYLA	SL Benfica (POR)	0	0	
	6	TAMIRES	Fortuna Hjørring (DEN)	390	0	
	13	LETICIA SANTOS	SC Sand (GER)	345	0	
	14	KATHELLEN	FC Girondins Bordeaux (FRA)	376	0	
MIDFIELDERS	21	MONICA	SC Corinthians (BRA)	390	0	
	5	THAISA	AC Milan (ITA)	390	1	
	7	ANDRESSA	FC Barcelona (ESP)	180	0	2
	8	FORMIGA	Paris Saint-Germain FC (FRA)	210	0	
	15	CAMILA	Orlando Pride (USA)	0	0	
	17	ANDRESSINHA	EC Iranduba da Amazonia (BRA)	135	0	
	18	LUANA	Jeonbuk KSPO WFC (KOR)	51	0	
	9	DEBINHA	NC Courage (USA)	390	0	1
	10	MARTA	Orlando Pride (USA)	249	2	
	11	CRISTIANE	Sao Paulo FC (BRA)	301	4	
	16	BEATRIZ	Hyundai Steel Red Angels (KOR)	154	0	
	19	LUDMILA	Atletico Madrid (ESP)	231	0	
	20	RAQUEL FERNANDES	Sporting Huelva (ESP)	0	0	
FORWARDS	23	GEYSE	SL Benfica (POR)	49	0	

NO. = Squad number; = Clean sheets; MINS = Minutes played; G = Goals; A = Assists.

Average possession

52% Total



Shots per match



Shots per goal

Shots on target per match



7

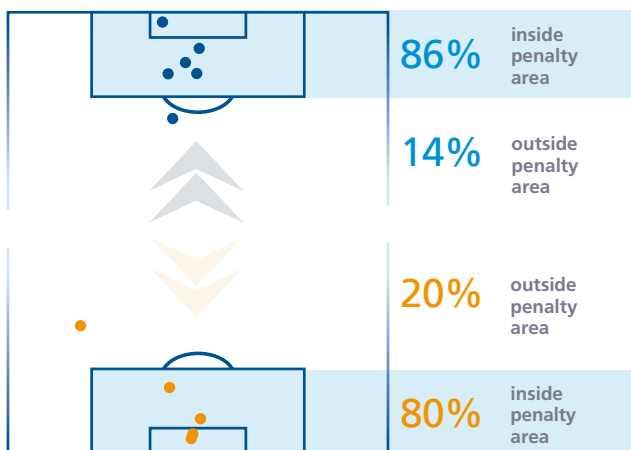
Goals scored

Goal location

5

Goals conceded

Goal location



4 open-play goals

3 set-piece goals

0 own-goals



from corners 0



from free kicks 1



from penalties 2



from throw-ins 0

3 open-play goals

1 set-piece goals

1 own-goals



from corners 0



from free kicks 1



from penalties 0

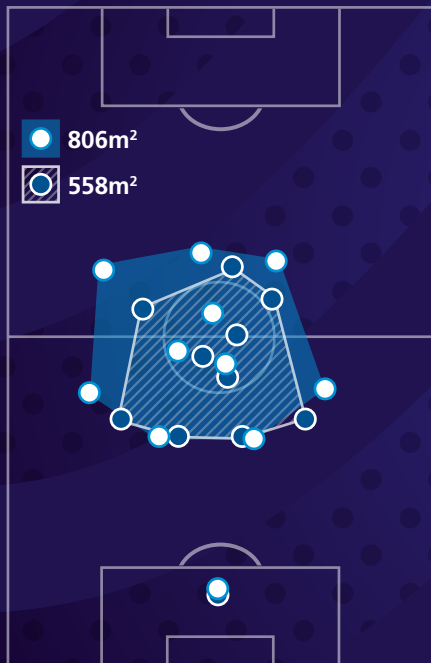


from throw-ins 0



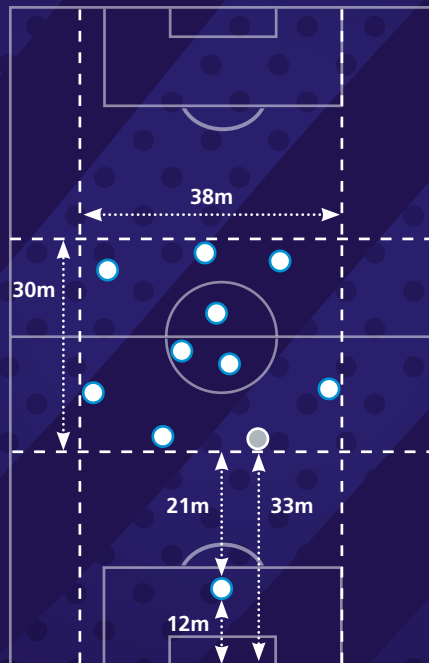
Team compactness

- In possession
- Out of possession



Team shape

- In possession
- Deepest defender

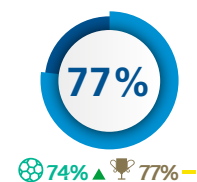


- Out of possession
- Deepest defender

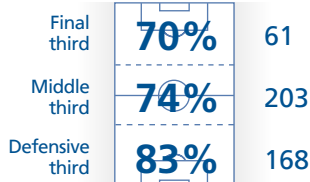


The representation of player positions has been taken from one match. Team compactness and team shape data represents the team's tournament average.

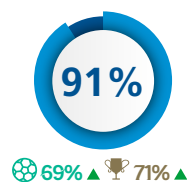
Team passing accuracy



Team passes 432



Goalkeeper passing success



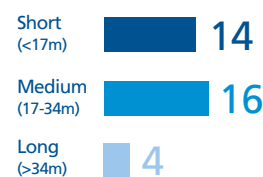
Goalkeeper passes




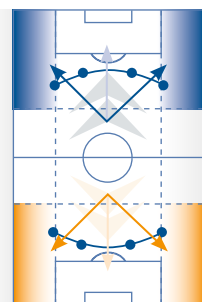
34

29 ▲ 21 ▲

Goalkeeper passing length



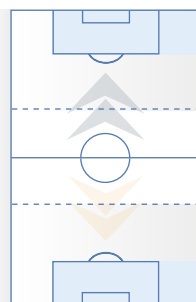
Defensive line breaks



Defensive line breaks against



Attacking entries



Attacking entries against



Opponents bypassed

311 ▼ 333 ▼

Opposition defenders bypassed

45 ▼ 50 ▼

Own players bypassed

311 ▼ 236 ▲

Own defenders bypassed

45 ▼ 30 ▲

>23 km/h

1,808m ▲ 1,848m ▲

19-23 km/h

4,958m ▲ 4,975m ▲

13-19 km/h

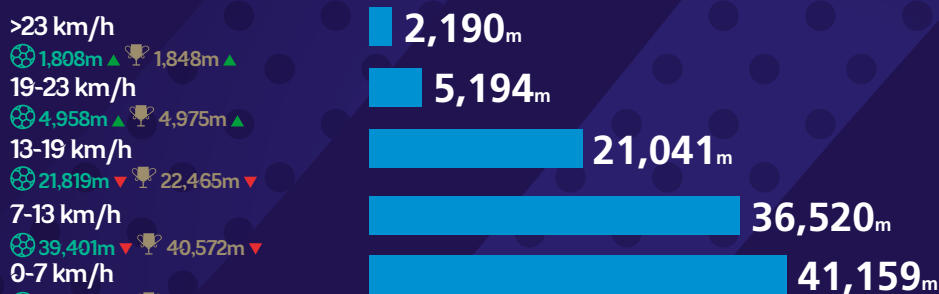
21,819m ▼ 22,465m ▼

7-13 km/h

39,401m ▼ 40,572m ▼

0-7 km/h

41,306m ▼ 40,477m ▲



% of final-third entries leading to shots



Total distance (km) 106.1

Distance >19 km/h 7,384

Distance >23 km/h 2,190

Activities >23 km/h 118



FIFA Women's World Cup France 2019™

7 June – 7 July

GROUP STAGE

10.06.2019

CAN 1-0 CMR

15.06.2019

NED 3-1 CMR

20.06.2019

CMR 2-1 NZL

ROUND OF 16

23.06.2019

ENG 3-0 CMR

QUARTER-FINAL

-

SEMI-FINAL

-

FINAL

ABOUDI ONGUENE

ENGANAMOUIT

NJOYA AJARA

ABAM

FEUDJIO

YANGO

LEUKO

JOHNSON

AWONA M.

NNDOM.

Head coach

DJEUMFA Alain (CMR)

Technical staff

ANONG Bernadette (Assistant coach)

BECHEM Peter (Goalkeeping coach)

TCHOFFO Michel (Fitness coach)

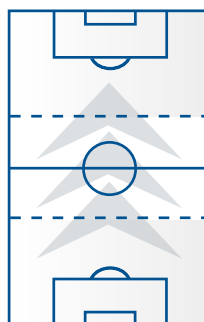
FIFA Women's World Cup France 2019™ squad

	NO.	NAME	CLUB (COUNTRY)	MINS	G	A
GOALKEEPERS	1	NGO NDOM Annette	Amazone Fap (CMR)	360	0	
	16	MAMBINGO Isabelle	AS Green City Filles (CMR)	0	0	
	23	ONGMAHAN Marthe	AWA Yaoundé (CMR)	0	0	
DEFENDERS	2	MANIE Christine C	AS Nancy (FRA)	180	0	
	4	LEUKO Yvonne	ASPV Strasbourg (FRA)	360	0	1
	5	EJANGUE Augustine	Arna-Bjørnar (NOR)	154	0	
	6	JOHNSON Estelle	Sky Blue FC (USA)	360	0	
	11	AWONA Aurelle	Dijon FCO (FRA)	270	0	
	12	MEFFOMETOU Claudine	EA Guingamp (FRA)	180	0	
MIDFIELDERS	15	SONKENG Ysis	Amazone Fap (CMR)	26	0	
	8	FEUDJIO Raissa	CD Tenerife (ESP)	360	0	1
	10	YANGO Jeannette	US Saint Malo (FRA)	346	0	
	13	MEYONG Charlene	Louves Minproff (CMR)	32	0	
	14	ABENA Ninon	Louves Minproff (CMR)	28	0	
	19	NGO NDOUMBOUK Marlyse	AS Nancy (FRA)	68	0	
	20	NGO MBELECK Genevieve	Amazone Fap (CMR)	66	0	
	3	NCHOUT Ajara	Vålerenga IF (NOR)	277	2	
	7	ABOUDI ONGUENE Gabrielle C	ZFK CSKA Moscow (RUS)	360	1	
	9	NGONO MANI Madeleine	CS Ambilly (FRA)	0	0	
FORWARDS	17	ENGANAMOUIT Gaelle	N/A (Free Agent)	204	0	
	18	AKABA Henriette	Besiktas JK (TUR)	38	0	
	21	TAKOUNDA Alexandra	Eclair FC (CMR)	73	0	
	22	ABAM Michaela	Paris FCF (FRA)	218	0	

NO. = Squad number; = Clean sheets; MINS = Minutes played; G = Goals; A = Assists.

Average possession

40% Total



15% Final third

45% Middle third

40% Defensive third

Shots per match



Shots per goal

Shots on target per match

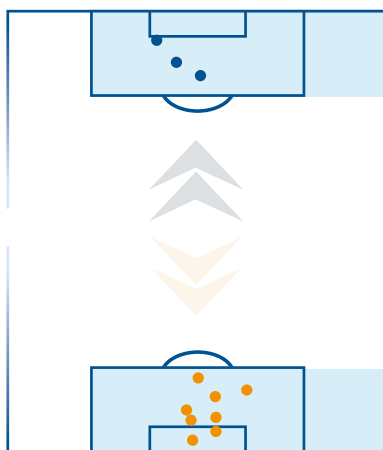


Shots on target per goal

3

Goals scored

Goal location



100% inside penalty area

0% outside penalty area

3 open-play goals

0 set-piece goals

0 own-goals

	from corners	0
	from free kicks	0
	from penalties	0
	from throw-ins	0

8

Goals conceded

Goal location

0% outside penalty area

100% inside penalty area

3 open-play goals

4 set-piece goals

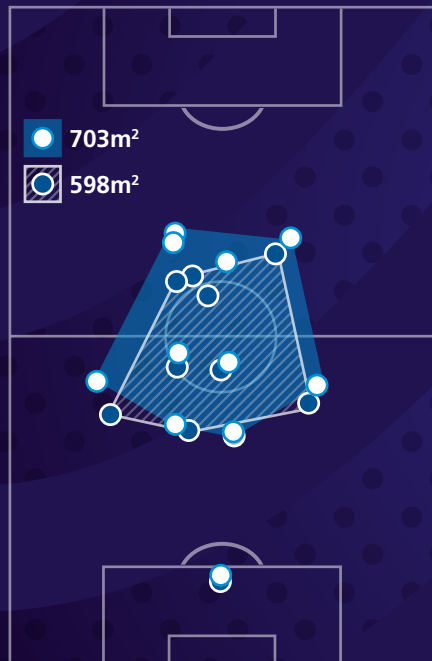
1 own-goals

	from corners	2
	from free kicks	2
	from penalties	0
	from throw-ins	0



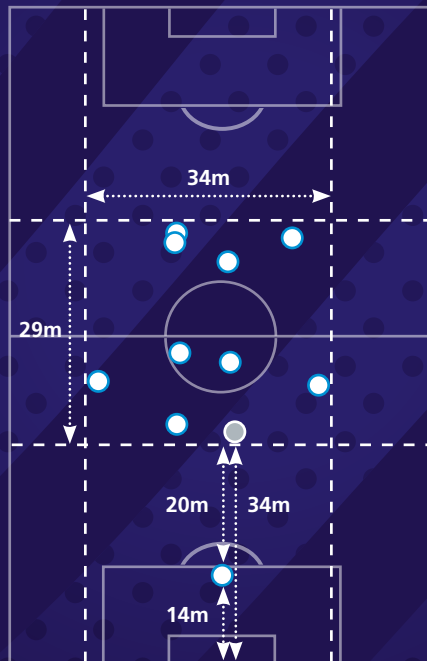
Team compactness

- In possession
- Out of possession

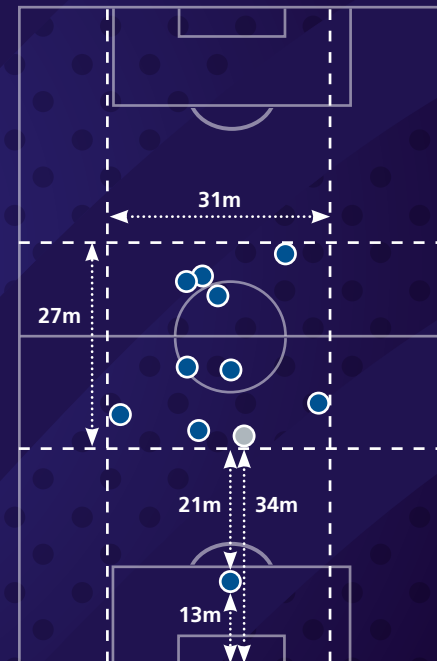


Team shape

- In possession
- Deepest defender



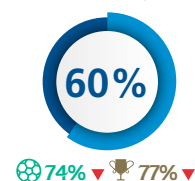
- Out of possession
- Deepest defender



The representation of player positions has been taken from one match. Team compactness and team shape data represents the team's tournament average.

Team passing accuracy

Team passes 321

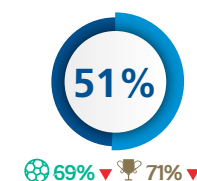


Final third	66%	40
Middle third	60%	172
Defensive third	60%	109

Goalkeeper passing success

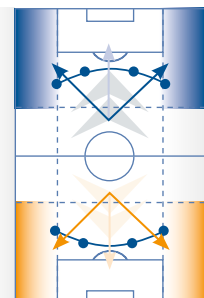
Goalkeeper passes

Goalkeeper passing length



Short (<17m)	4
Medium (17-34m)	5
Long (>34m)	12

Defensive line breaks

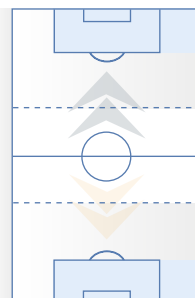


Inside line breaks	1
Outside line breaks	6

Defensive line breaks against

Inside line breaks	2
Outside line breaks	14

Attacking entries



Penalty-area entries	23
Final-third entries	56

Attacking entries against

Final-third entries	79
Penalty-area entries	37

Opponents bypassed

311 ▼ 333 ▼

Opposition defenders bypassed

45 ▼ 50 ▼

Own players bypassed

311 ▲ 236 ▲

Own defenders bypassed

45 ▲ 30 ▲

>23 km/h

1,808m ▼ 1,848m ▼

19-23 km/h

4,958m ▼ 4,975m ▼

13-19 km/h

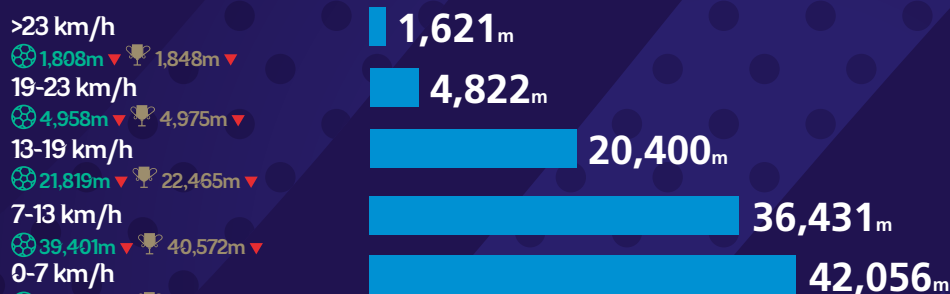
21,819m ▼ 22,465m ▼

7-13 km/h

39,401m ▼ 40,572m ▼

0-7 km/h

41,306m ▲ 40,477m ▲



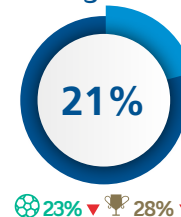
Total distance (km) 105.3

Distance >19 km/h 6,443

Distance >23 km/h 1,621

Activities >23 km/h 93

% of final-third entries leading to shots





FIFA Women's World Cup France 2019™

7 June – 7 July

GROUP STAGE

10.06.2019

CAN 1-0 CMR

15.06.2019

CAN 2-0 NZL

20.06.2019

NED 2-1 CAN

ROUND OF 16

24.06.2019

SWE 1-0 CAN

QUARTER-FINAL

-

SEMI-FINAL

-


FINAL



BECKIE




CHAPMAN



SCHMIDT



ZADORSKY



SINCLAIR



FLEMING



SCOTT



BUCHANAN



LABBE



PRINCE



LAWRENCE

Head coach

HEINER-MØLLER Kenneth (DEN)

Technical staff

JEGLETTZ Andree (Assistant coach)

WILKINSON Rhian (Assistant coach)

WORTHINGTON Danny (Assistant coach)

EADDY Simon (Goalkeeping coach)

MEYLAN Cesar (Fitness coach)

WERLE Chloe (Fitness coach)

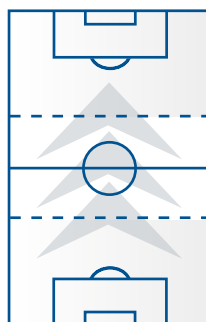
FIFA Women's World Cup France 2019™ squad

	NO.	NAME	CLUB (COUNTRY)	MINS	G	A
GOALKEEPERS	1	LABBE Stephanie	NC Courage (USA)	360	0	
	18	SHERIDAN Kailen	Sky Blue FC (USA)	0	0	
	21	D ANGELO Sabrina	Vittsjö GIK (SWE)	0	0	
DEFENDERS	2	CHAPMAN Allysha	Houston Dash (USA)	258	0	
	3	BUCHANAN Kadeisha	Olympique Lyon (FRA)	360	1	
	4	ZADORSKY Shelina	Orlando Pride (USA)	360	0	
	5	QUINN Rebecca	Paris FCF (FRA)	24	0	
	20	WOELLER Shannon	Eskilstuna United DFF (SWE)	0	0	
	22	AGNEW Lindsay	Houston Dash (USA)	0	0	
	23	HELLSTROM Jenna	KIF Örebro DFF (SWE)	0	0	
MIDFIELDERS	6	ROSE Deanne	Florida Gators (USA)	15	0	
	7	GROSSO Julia	Univ. Texas (USA)	0	0	
	10	LAWRENCE Ashley	Paris Saint-Germain FC (FRA)	360	0	1
	11	SCOTT Desiree	Utah Royals FC (USA)	349	0	
	13	SCHMIDT Sophie	Houston Dash (USA)	360	0	
	17	FLEMING Jessie	UCLA (USA)	360	1	
	8	RIVIERE Jayde	Vancouver Whitecaps FC (CAN)	102	0	
	9	HUITEMA Jordyn	Vancouver Whitecaps FC (CAN)	90	0	
	12	SINCLAIR Christine	Portland Thorns FC (USA)	338	1	
	14	CARLE Gabrielle	Florida State Univ. (USA)	0	0	
FORWARDS	15	PRINCE Nichelle	Houston Dash (USA)	223	1	1
	16	BECKIE Janine	Manchester City WFC (ENG)	347	0	1
	19	LEON Adriana	West Ham United WFC (ENG)	54	0	

NO. = Squad number; = Clean sheets; MINS = Minutes played; G = Goals; A = Assists.

Average possession

61% Total



Shots per match



Shots per goal

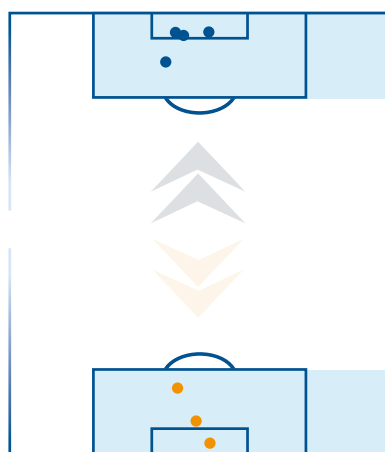
Shots on target per match



4

Goals scored

Goal location



100% inside penalty area

0% outside penalty area

3 open-play goals

1 set-piece goals

0 own-goals

	from corners	1
	from free kicks	0
	from penalties	0
	from throw-ins	0

3

Goals conceded

Goal location

0% outside penalty area

100% inside penalty area

2 open-play goals

1 set-piece goals

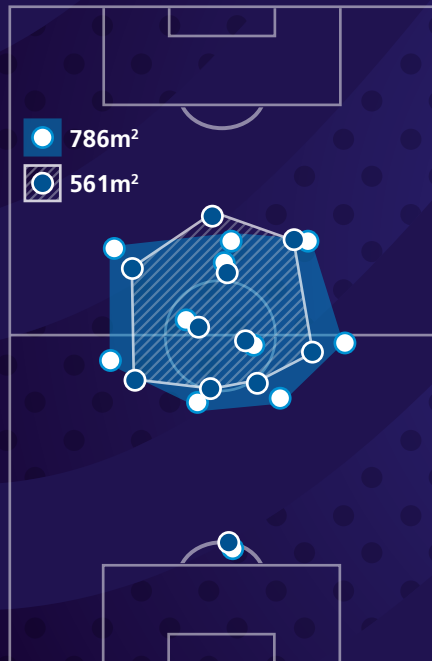
0 own-goals

	from corners	0
	from free kicks	1
	from penalties	0
	from throw-ins	0



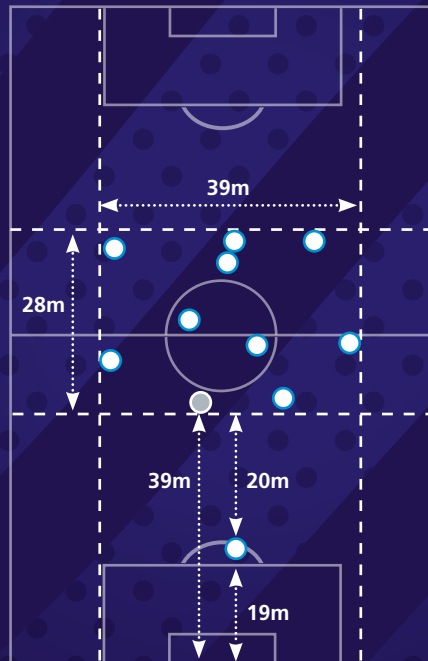
Team compactness

- In possession
- Out of possession

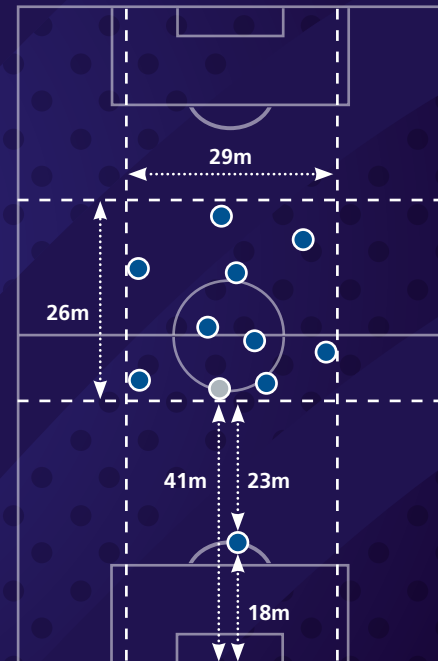


Team shape

- In possession
- Deepest defender



- Out of possession
- Deepest defender

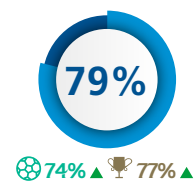


The representation of player positions has been taken from one match. Team compactness and team shape data represents the team's tournament average.

Team passing accuracy

Team passes

581

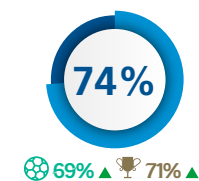


Final third	78%	123
Middle third	80%	317
Defensive third	80%	141

Goalkeeper passing success

Goalkeeper passes

Goalkeeper passing length

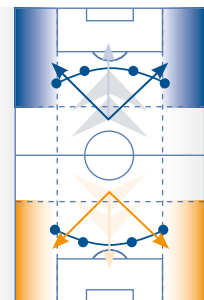


31

29 ▲ 21 ▲

Short (<17m)	9
Medium (17-34m)	9
Long (>34m)	13

Defensive line breaks



Inside line breaks	2
Outside line breaks	13

Defensive line breaks against

Inside line breaks	1
Outside line breaks	6

Attacking entries



Penalty-area entries	41
Final-third entries	74

Attacking entries against

Final-third entries	45
Penalty-area entries	18

Opponents bypassed

311 ▲ 333 ▲

Opposition defenders bypassed

45 ▲ 50 ▲

Own players bypassed

311 ▼ 236 ▲

Own defenders bypassed

45 ▼ 30 ▲

>23 km/h

1,808m ▲ 1,848m ▲

19-23 km/h

4,958m ▲ 4,975m ▲

13-19 km/h

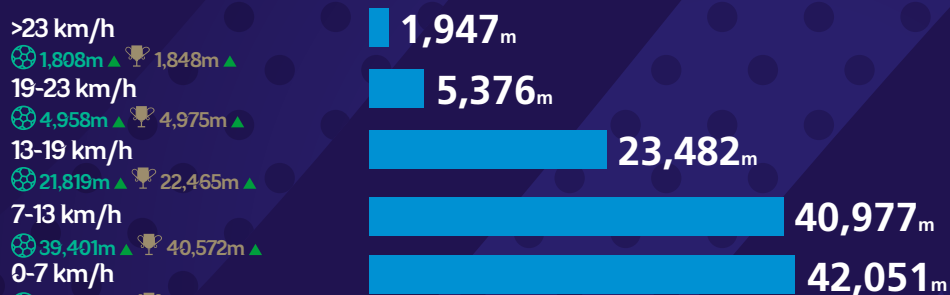
21,819m ▲ 22,465m ▲

7-13 km/h

39,401m ▲ 40,572m ▲

0-7 km/h

41,306m ▲ 40,477m ▲



% of final-third entries leading to shots



23% ▼ 28% ▼

Total distance (km) 113.8

Distance >19 km/h 7,323

Distance >23 km/h 1,947

Activities >23 km/h 112



FIFA Women's World Cup France 2019™

7 June – 7 July

GROUP STAGE

11.06.2019

CHI 0-2 SWE

16.06.2019

USA 3-0 CHI

20.06.2019

THA 0-2 CHI

ROUND OF 16

-

QUARTER-FINAL


-

SEMI-FINAL

-

FINAL


-



BALMACEDA



LARA



ROJAS



SAEZ



URRUTIA




ARAYA



ENDLER




AEDO



GUERRERO



ZAMORA



GALAZ

Head coach

LETELIER José (CHI)

Technical staff

AGUAYO Andrés (Assistant coach)

BASCUR Freddy (Goalkeeping coach)

MARDONES Camilo (Fitness coach)

VILLASECA Rodrigo (Fitness coach)

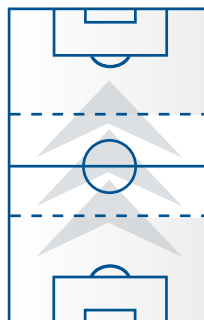
FIFA Women's World Cup France 2019™ squad

	NO.	NAME	C	CLUB (COUNTRY)	MIN	G	A
GOALKEEPERS	1	ENDLER Christiane	C	Paris Saint-Germain FC (FRA)	270	0	
	12	CAMPOS Natalia		CD Universidad Catolica (CHI)	0	0	
	23	TORRERO Ryann		N/A (Free Agent)	0	0	
DEFENDERS	2	SOTO Rocio		Real Zaragoza (ESP)	96	0	
	3	GUERRERO Carla		Rayo Vallecano (ESP)	270	0	
	4	LARA Francisca		Sevilla FC (ESP)	269	0	
	5	DIAZ Valentina		CSD Colo-Colo (CHI)	0	0	
	15	GALAZ Su Helen		Zaragoza CFF (ESP)	180	0	
	16	PINILLA Fernanda		Córdoba CF (ESP)	0	0	
	17	TORO Javiera		Santiago Morning (CHI)	180	0	
	18	SAEZ Camila		Rayo Vallecano (ESP)	270	0	
MIDFIELDERS	6	SOTO Claudia		Santos FC (BRA)	45	0	
	8	ARAYA Karen		Sevilla FC (ESP)	225	0	
	10	AEDO Yanara		Valencia CFF (ESP)	174	0	
	11	LOPEZ Yessenia		Sporting Huelva (ESP)	166	0	1
	14	PARDO Daniela		Santiago Morning (CHI)	1	0	
	21	BALMACEDA Rosario		CSD Colo-Colo (CHI)	270	0	
	22	DURAN Elisa		CSD Colo-Colo (CHI)	0	0	
	7	ROJAS Maria Jose		SK Slavia Praha (CZE)	2	0	
FORWARDS	9	URRUTIA Maria Jose		3B Amazônia (BRA)	217	1	
	13	GREZ Javiera		CDP Curicó Unido (CHI)	45	0	
	19	HUENTEO Yessenia		Femenino Caceres (ESP)	22	0	
	20	ZAMORA Daniela		Universidad de Chile (CHI)	270	0	

NO. = Squad number; C = Clean sheets; MIN = Minutes played; G = Goals; A = Assists.

Average possession

44% Total

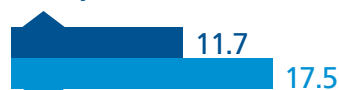


18% Final third

38% Middle third

44% Defensive third

Shots per match



Shots per goal

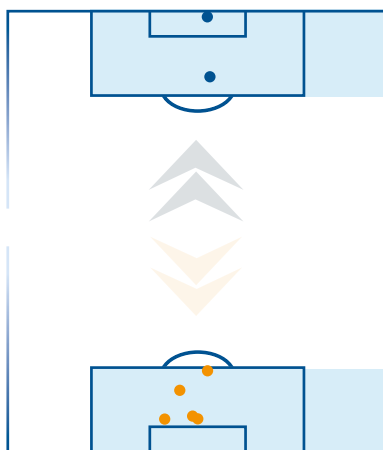
Shots on target per match



2

Goals scored

Goal location



100% inside penalty area

0% outside penalty area

1 open-play goals

0 set-piece goals

1 own-goals

	from corners	0
	from free kicks	0
	from penalties	0
	from throw-ins	0

5

Goals conceded

Goal location

0% outside penalty area

100% inside penalty area

3 open-play goals

2 set-piece goals

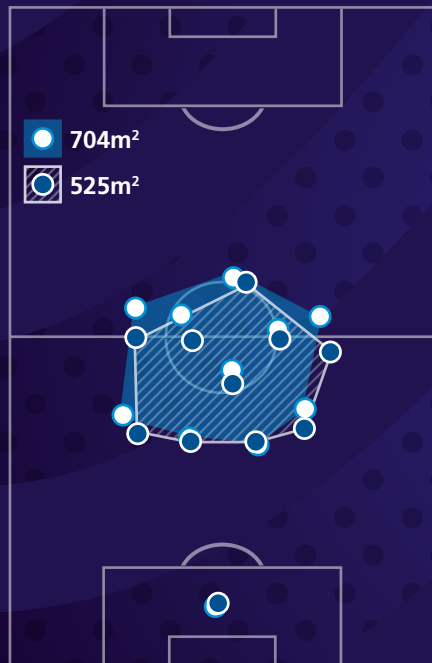
0 own-goals

	from corners	2
	from free kicks	0
	from penalties	0
	from throw-ins	0



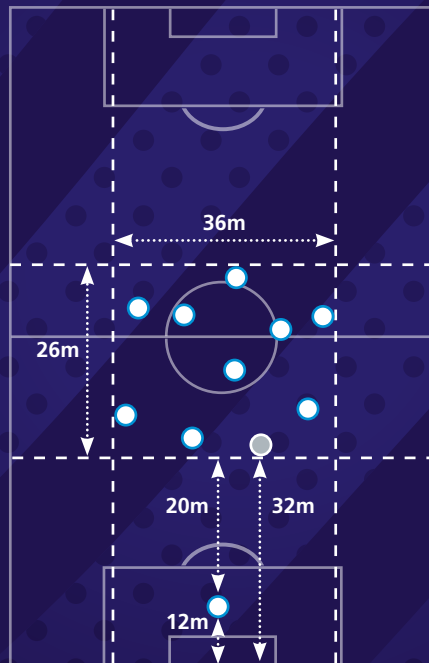
Team compactness

- In possession
- Out of possession

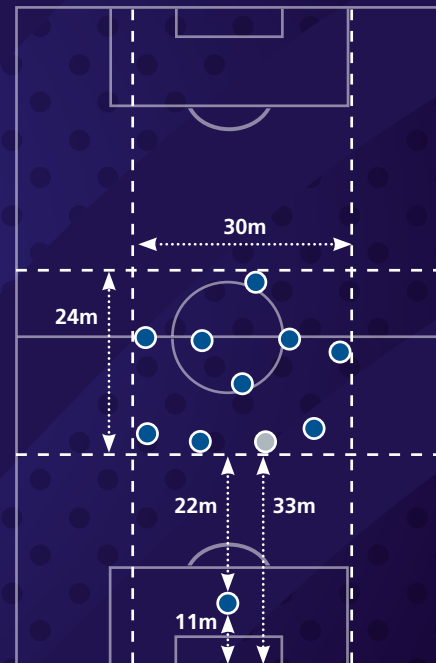


Team shape

- In possession
- Deepest defender



- Out of possession
- Deepest defender

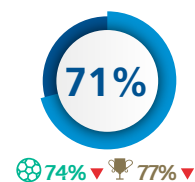


The representation of player positions has been taken from one match. Team compactness and team shape data represents the team's tournament average.

Team passing accuracy

Team passes

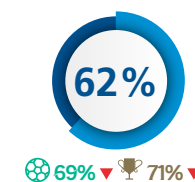
381



Final third	74%	63
Middle third	78%	198
Defensive third	69%	120

Goalkeeper passing success

Goalkeeper passes



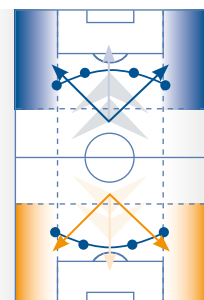
29

29 ▼ 21 ▲

Goalkeeper passing length

Short (<17m)	4
Medium (17-34m)	6
Long (>34m)	19

Defensive line breaks



Inside line breaks	1
Outside line breaks	6

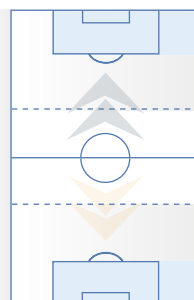
3 ▼ 4 ▼
8 ▼ 13 ▼

Defensive line breaks against

Inside line breaks	2
Outside line breaks	10

3 ▼ 2 ▼
8 ▲ 5 ▲

Attacking entries



Penalty-area entries	29
Final-third entries	55

31 ▼ 40 ▼
56 ▼ 67 ▼

Attacking entries against

Final-third entries	63
Penalty-area entries	45

56 ▲ 47 ▲
31 ▲ 20 ▲

Opponents bypassed

311 ▼ 333 ▼

Opposition defenders bypassed

45 ▼ 50 ▼

Own players bypassed

311 ▲ 236 ▲

Own defenders bypassed

45 ▲ 30 ▲

>23 km/h

1,808m ▼ 1,848m ▼

19-23 km/h

4,958m ▼ 4,975m ▼

13-19 km/h

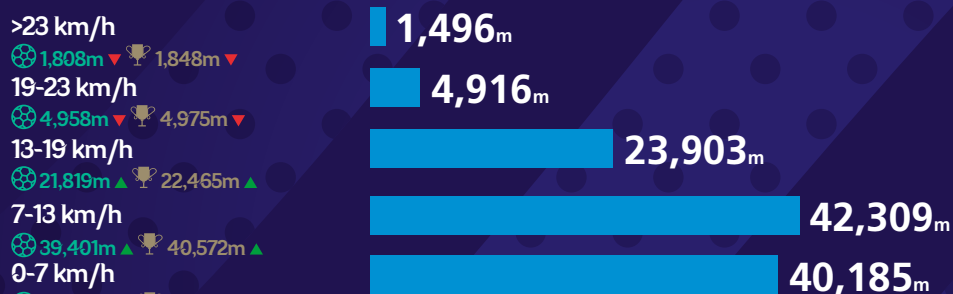
21,819m ▲ 22,465m ▲

7-13 km/h

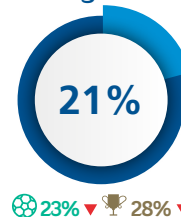
39,401m ▲ 40,572m ▲

0-7 km/h

41,306m ▼ 40,477m ▼



% of final-third entries leading to shots



Total distance (km) 112.8

Distance >19 km/h 6,412

Distance >23 km/h 1,496

Activities >23 km/h 84

FIFA Women's World Cup
Cup France 2019™

7 June – 7 July

GROUP STAGE

08.06.2019

GER 1-0 CHN

13.06.2019

RSA 0-1 CHN

17.06.2019

CHN 0-0 ESP

ROUND OF 16

25.06.2019

ITA 2-0 CHN

QUARTER-FINAL

-


SEMI-FINAL

-


FINAL



GU Y. SH



LI Y.



WANG SH. SH.



WANG SH.



WANG YAN



ZHANG R.




LIU SH. SH.




LIN Y. P.



WU H. Y.



HAN P.



PENG SH. M.

Head coach

JIA Xiuquan (CHN)

Technical staff

JIA Wenpeng (Assistant coach)

LIU Jianjiang (Assistant coach)

SHANG Peng (Assistant coach)

STEFANSEN Kaj (Goalkeeping coach)

ZHANG Ke (Fitness coach)

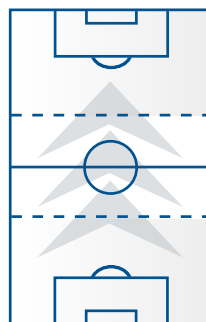
FIFA Women's World Cup France 2019™ squad

	NO.	NAME	CLUB (COUNTRY)	MIN	G	A
GOALKEEPERS	1	XU Huan	Beijing BG Phoenix WFC (CHN)	0	0	
	12	PENG Shimeng	Jiangsu Suning WFC (CHN)	360	0	
	18	BI Xiaolin	Dalian WFC (CHN)	0	0	
DEFENDERS	2	LIU Shanshan	Beijing BG Phoenix WFC (CHN)	360	0	
	3	LIN Yuping	Wuhan Jiangda Univ. WFC (CHN)	360	0	
	5	WU Haiyan	Wuhan Jiangda Univ. WFC (CHN)	360	0	
	8	LI Jiayue	Shanghai Shengli WFC (CHN)	0	0	
	13	WANG Yan	Beijing BG Phoenix WFC (CHN)	232	0	
	14	WANG Ying	Wuhan Jiangda Univ. WFC (CHN)	0	0	
MIDFIELDERS	16	LI Wen	Dalian WFC (CHN)	35	0	
	6	HAN Peng	Guangdong Huijun WFC (CHN)	360	0	
	19	TAN Ruyin	Guangdong Huijun WFC (CHN)	57	0	
	20	ZHANG Rui	Changchun DZZY WFC (CHN)	360	0	1
	21	YAO Wei	Wuhan Jiangda Univ. WFC (CHN)	89	0	
	22	LUO Guiping	Guangdong Huijun WFC (CHN)	0	0	
	23	LIU Yanqiu	Wuhan Jiangda Univ. WFC (CHN)	0	0	
	4	LOU Jiahui	Henan Huishang WFC (CHN)	58	0	
	7	WANG Shuang	Paris Saint-Germain FC (FRA)	280	0	
	9	YANG Li	Jiangsu Suning WFC (CHN)	168	0	
	10	LI Ying	Guangdong Huijun WFC (CHN)	258	1	
FORWARDS	11	WANG Shanshan	Dalian WFC (CHN)	286	0	
	15	SONG Duan	Dalian WFC (CHN)	50	0	
	17	GU Yasha	Beijing BG Phoenix WFC (CHN)	287	0	

NO. = Squad number; = Clean sheets; MIN = Minutes played; G = Goals; A = Assists.

Average possession

46% Total



Shots per match



Shots per goal

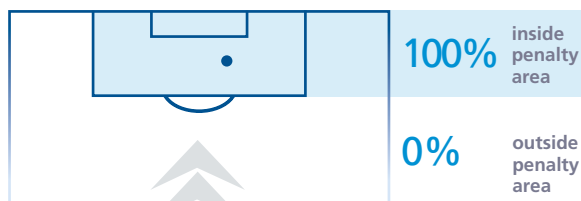
Shots on target per match



1

Goals scored

Goal location



1 open-play goals

0 set-piece goals

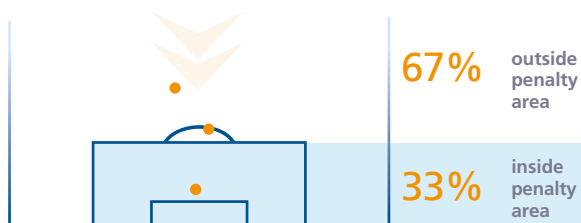
0 own-goals

	from corners	0
	from free kicks	0
	from penalties	0
	from throw-ins	0

3

Goals conceded

Goal location



3 open-play goals

0 set-piece goals

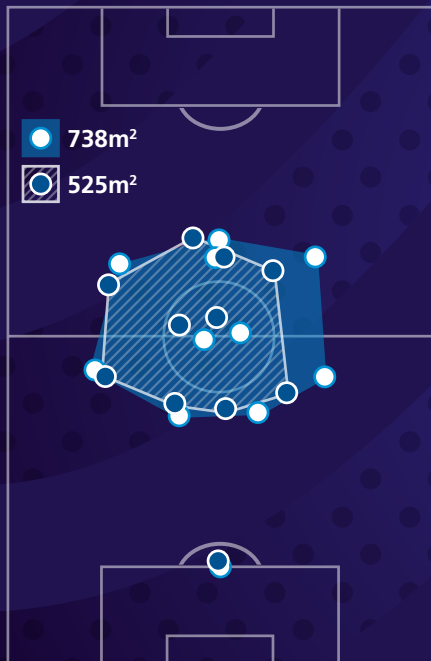
0 own-goals

	from corners	0
	from free kicks	0
	from penalties	0
	from throw-ins	0



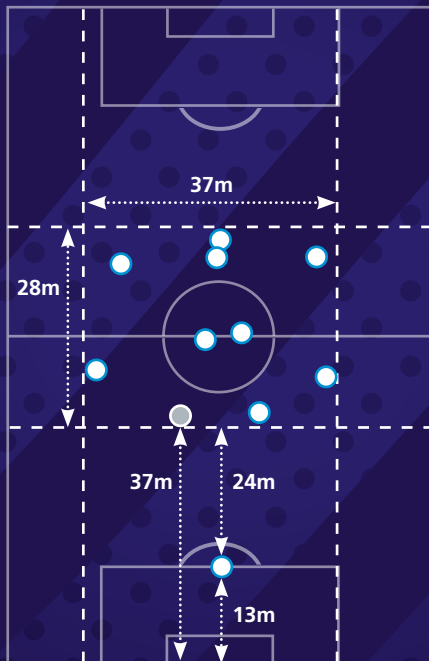
Team compactness

- In possession
- Out of possession

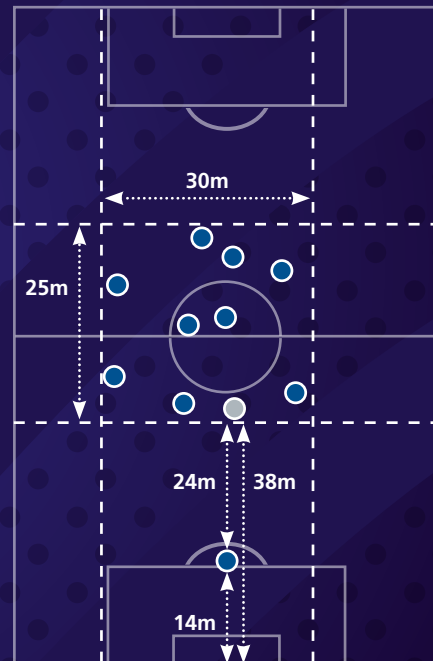


Team shape

- In possession
- Deepest defender

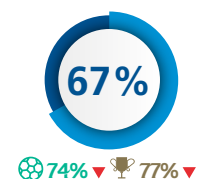


- Out of possession
- Deepest defender



The representation of player positions has been taken from one match. Team compactness and team shape data represents the team's tournament average.

Team passing accuracy

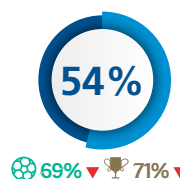


Team passes

466

Final third	70%	81
Middle third	67%	251
Defensive third	69%	134

Goalkeeper passing success




Goalkeeper passes

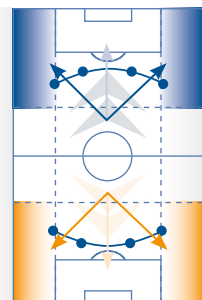
22

29 ▼ 21 ▲

Goalkeeper passing length



Defensive line breaks



Inside line breaks	4
Outside line breaks	11

Defensive line breaks against

Inside line breaks	3
Outside line breaks	9

Attacking entries



Penalty-area entries	33
Final-third entries	61

Attacking entries against

Final-third entries	66
Penalty-area entries	36

Opponents bypassed

311 ▲ 333 ▲

Opposition defenders bypassed

45 ▲ 50 ▲

Own players bypassed

311 ▲ 236 ▲

Own defenders bypassed

45 ▲ 30 ▲

350

67

332

46

% of final-third entries leading to shots



>23 km/h

1,808m ▼ 1,848m ▼

19-23 km/h

4,958m ▲ 4,975m ▲

13-19 km/h

21,819m ▲ 22,465m ▲

7-13 km/h

39,401m ▼ 40,572m ▼

0-7 km/h

41,306m ▼ 40,477m ▲

1,637_m6,141_m23,773_m39,162_m40,991_m

Total distance (km) 111.7

Distance >19 km/h 7,778

Distance >23 km/h 1,637

Activities >23 km/h 100



FIFA Women's World Cup France 2019™

7 June – 7 July

- GROUP STAGE
09.06.2019
ENG 2-1 SCO
14.06.2019
ENG 1-0 ARG
19.06.2019
JPN 0-2 ENG
- ROUND OF 16
23.06.2019
ENG 3-0 CMR
- QUARTER-FINAL
27.06.2019
NOR 0-3 ENG
- SEMI-FINAL
27.06.2019
ENG 1-2 USA
- MATCH FOR THIRD PLACE
06.07.2019
ENG 1-2 SWE


Head coach
NEVILLE Phil (ENG)

Technical staff

PRIESTMAN Beverly (Assistant coach)
TWOSE Geraint (Assistant coach)
MASON Mark (Goalkeeping coach)
NISBET Dan (Fitness coach)
YOUNG Ben (Fitness coach)

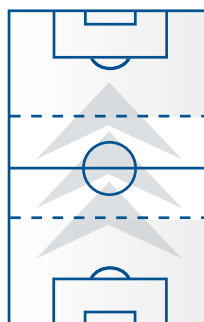
FIFA Women's World Cup France 2019™ squad

	NO.	NAME	CLUB (COUNTRY)	MIN	G	A
GOALKEEPERS	1	BARDSLEY Karen	Manchester City WFC (ENG)	360	0	
	13	TELFORD Carly	Chelsea FCW (ENG)	270	0	
	21	EARPS Mary	VfL Wolfsburg (GER)	0	0	
DEFENDERS	2	BRONZE Lucy	Olympique Lyon (FRA)	630	1	2
	3	GREENWOOD Alex	Manchester United WFC (ENG)	360	1	
	5	HOUGHTON Steph	Manchester City WFC (ENG)	630	1	
	6	BRIGHT Millie	Chelsea FCW (ENG)	411	0	
	12	STOKES Demi	Manchester City WFC (ENG)	270	0	
	14	WILLIAMSON Leah	Arsenal WFC (ENG)	6	0	
	15	McMANUS Abbie	Manchester City WFC (ENG)	208	0	
MIDFIELDERS	17	DALY Rachel	Houston Dash (USA)	191	0	
	4	WALSH Keira	Manchester City WFC (ENG)	413	0	
	8	SCOTT Jill	Manchester City WFC (ENG)	618	1	1
	16	MOORE Jade	Reading FCW (ENG)	217	0	
	19	STANWAY Georgia	Manchester City WFC (ENG)	108	0	1
	20	CARNEY Karen	Chelsea FCW (ENG)	52	0	1
	23	STANFORTH Lucy	Birmingham City WFC (ENG)	12	0	
FORWARDS	7	PARRIS Nikita	Manchester City WFC (ENG)	520	1	1
	9	TAYLOR Jodie	Reign FC (USA)	156	1	
	10	KIRBY Fran	Chelsea FCW (ENG)	457	1	1
	11	DUGGAN Toni	FC Barcelona (ESP)	227	0	2
	18	WHITE Ellen	Birmingham City WFC (ENG)	514	6	
	22	MEAD Beth	Arsenal WFC (ENG)	296	0	3

NO. = Squad number; = Clean sheets; MIN = Minutes played; G = Goals; A = Assists.

Average possession

57% Total



25% Final third

47% Middle third

28% Defensive third

Shots per match

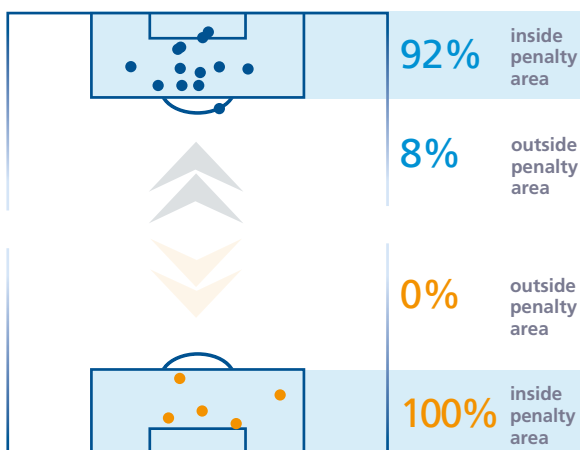


Shots per goal

Shots on target per match



13

Goals scored
Goal location

92% inside penalty area

8% outside penalty area

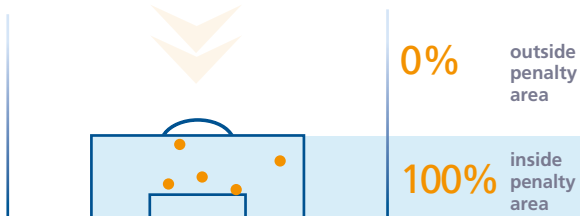
9 open-play goals

4 set-piece goals

0 own-goals

- from corners 1
- from free kicks 2
- from penalties 1
- from throw-ins 0

5

Goals conceded
Goal location

0% outside penalty area

100% inside penalty area

5 open-play goals

0 set-piece goals

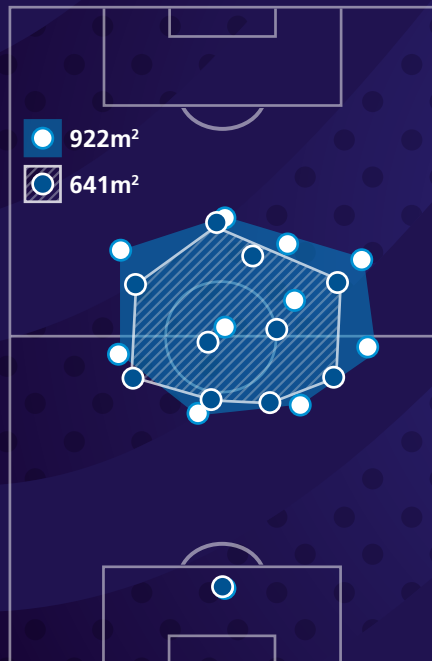
0 own-goals

- from corners 0
- from free kicks 0
- from penalties 0
- from throw-ins 0



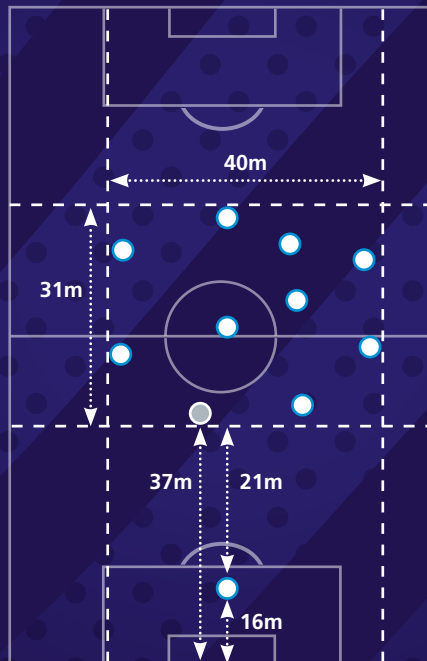
Team compactness

- In possession
- Out of possession

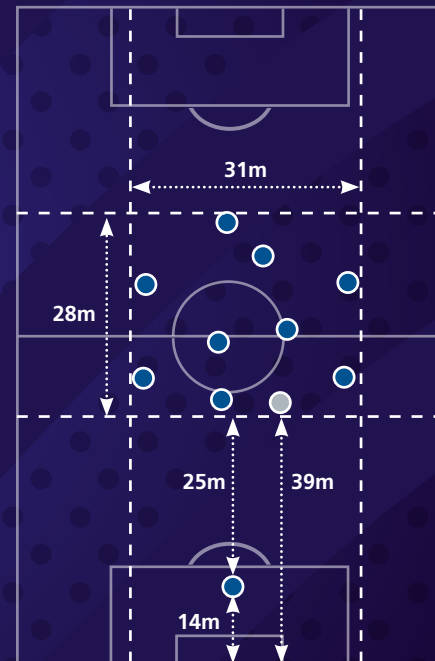


Team shape

- In possession
- Deepest defender



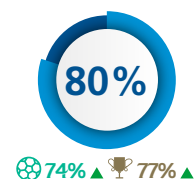
- Out of possession
- Deepest defender



The representation of player positions has been taken from one match. Team compactness and team shape data represents the team's tournament average.

Team passing accuracy

Team passes 573

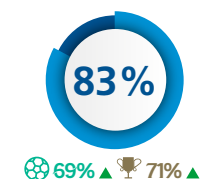


Final third	74%	111
Middle third	80%	300
Defensive third	86%	162

Goalkeeper passing success

Goalkeeper passes

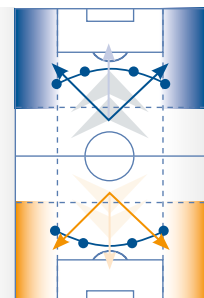
Goalkeeper passing length



29 ▼ 21 ▲

Short (<17m)	9
Medium (17-34m)	8
Long (>34m)	8

Defensive line breaks



Defensive line breaks against



Attacking entries



Attacking entries against



Opponents bypassed

311 ▲ 333 ▲

Opposition defenders bypassed

45 ▲ 50 -

Own players bypassed

311 ▼ 236 ▲

Own defenders bypassed

45 ▼ 30 ▲

>23 km/h

1,808m ▲ 1,848m ▲

19-23 km/h

4,958m ▲ 4,975m ▲

13-19 km/h

21,819m ▲ 22,465m ▼

7-13 km/h

39,401m ▼ 40,572m ▼

0-7 km/h

41,306m ▲ 40,477m ▲

2,014m

4,987m

22,015m

37,182m

43,025m

% of final-third entries leading to shots



Total distance (km) 109.2

Distance >19 km/h 7,001

Distance >23 km/h 2,014

Activities >23 km/h 111

FIFA Women's World Cup
Cup France 2019™

7 June – 7 July

GROUP STAGE

07.06.2019

FRA 4-0 KOR

12.06.2019

FRA 2-1 NOR

17.06.2019

NGA 0-1 FRA

ROUND OF 16

23.06.2019

FRA 2-1 BRA

France win after extra time


QUARTER-FINAL

28.06.2019

FRA 1-2 USA

SEMI-FINAL

FINAL



LE SOMMER



GAUVIN



DIANI



THINEY



BUSSAGLIA





HENRY



MAJRI



RENARD

MBOCK BATHY
NKA

BOUHADDI

Head coach

DIACRE Corinne (FRA)

Technical staff

JOLY Philippe (Assistant coach)

FOUACHE Gilles (Goalkeeping coach)

GRECH-ANGELINI Anthony (Fitness coach)

FIFA Women's World Cup France 2019™ squad

	NO.	NAME	CLUB (COUNTRY)	MINS	G	A
GOALKEEPERS	1	DURAND Solene	EA Guingamp (FRA)	0	0	
	16	BOUHADDI Sarah	Olympique Lyon (FRA)	480	0	
	21	PEYRAUD-MAGNIN Pauline	Arsenal WFC (ENG)	0	0	
DEFENDERS	2	PERISSET Eve	Paris Saint-Germain FC (FRA)	117	0	
	3	RENARD Wendie	Olympique Lyon (FRA)	480	4	
	4	TORRENT Marion	Montpellier HSC (FRA)	379	0	
	5	TOUNKARA Aissatou	Atletico Madrid (ESP)	0	0	
	7	KARCHAOUI Sakina	Montpellier HSC (FRA)	2	0	
	10	MAJRI Amel	Olympique Lyon (FRA)	462	0	3
MIDFIELDERS	19	MBOCK BATHY Griedge	Olympique Lyon (FRA)	480	0	
	22	DEBEVER Julie	EA Guingamp (FRA)	0	0	
	6	HENRY Amandine	Olympique Lyon (FRA)	480	2	1
	8	GEYORO Grace	Paris Saint-Germain FC (FRA)	5	0	
	14	BILBAULT Charlotte	Paris FCF (FRA)	98	0	
	15	BUSSAGLIA Elise	Dijon FCO (FRA)	390	0	
FORWARDS	17	THINEY Gaetane	Paris FCF (FRA)	386	0	2
	23	CLEMARON Maeva	FC Fleury 91 (FRA)	0	0	
	9	LE SOMMER Eugenie	Olympique Lyon (FRA)	410	2	1
	11	DIANI Kadidiatou	Paris Saint-Germain FC (FRA)	418	0	1
	12	LAURENT Emelyne	EA Guingamp (FRA)	0	0	
	13	GAUVIN Valerie	Montpellier HSC (FRA)	334	2	
	18	ASSEYI Viviane	FC Girondins Bordeaux (FRA)	179	0	
	20	CASCARINO Delphine	Olympique Lyon (FRA)	180	0	

NO. = Squad number; = Clean sheets; MINS = Minutes played; G = Goals; A = Assists.

Average possession

57% Total



Shots per match



Shots per goal

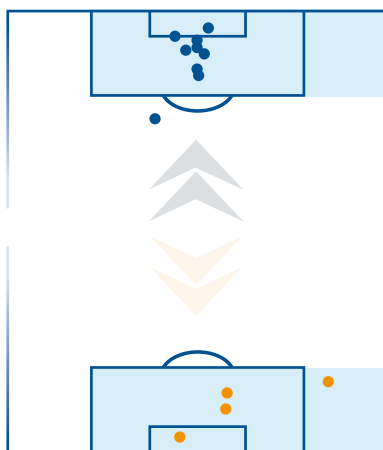
Shots on target per match



10

Goals scored

Goal location



90%

inside
penalty
area

10%

outside
penalty
area

4 open-play goals

6 set-piece goals

0 own-goals



from corners 2



from free kicks 2



from penalties 2

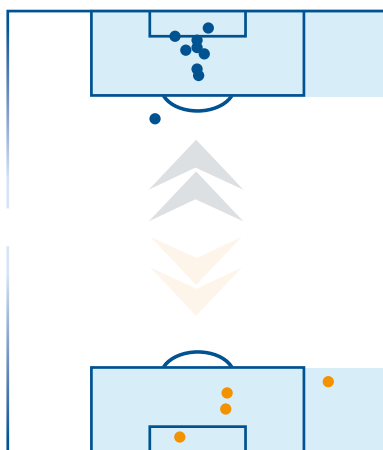


from throw-ins 0

4

Goals conceded

Goal location



25%

outside
penalty
area

75%

inside
penalty
area

2 open-play goals

1 set-piece goals

1 own-goals



from corners 0



from free kicks 1



from penalties 0

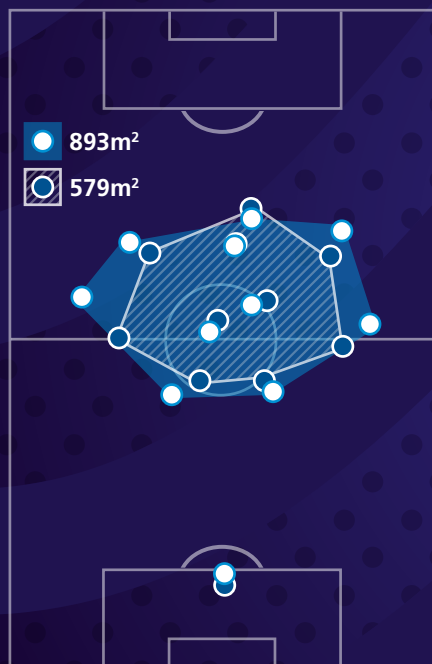


from throw-ins 0



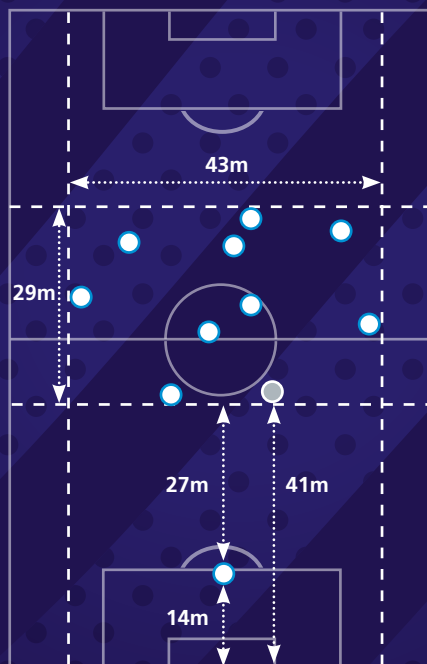
Team compactness

- In possession
- Out of possession

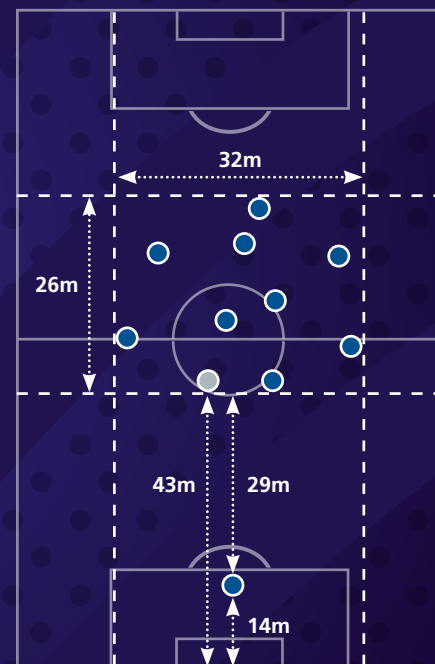


Team shape

- In possession
- Deepest defender



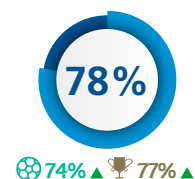
- Out of possession
- Deepest defender



The representation of player positions has been taken from one match. Team compactness and team shape data represents the team's tournament average.

Team passing accuracy

Team passes 492

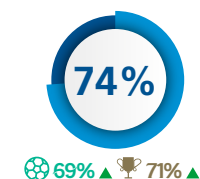


Final third	75%	112
Middle third	81%	275
Defensive third	82%	105

Goalkeeper passing success

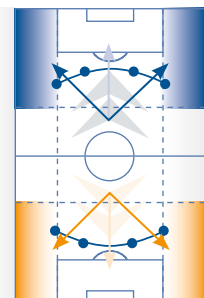
Goalkeeper passes

Goalkeeper passing length



Short (<17m)	5
Medium (17-34m)	7
Long (>34m)	10

Defensive line breaks



Defensive line breaks against

Inside line breaks	1
Outside line breaks	4

Attacking entries



Attacking entries against

Final-third entries	36
Penalty-area entries	15

Opponents bypassed

311 ▲ 333 ▼

Opposition defenders bypassed

45 ▼ 50 ▼

Own players bypassed

311 ▼ 236 ▼

Own defenders bypassed

45 ▼ 30 ▼

>23 km/h

1,808m ▼ 1,848m ▼

19-23 km/h

4,958m ▼ 4,975m ▼

13-19 km/h

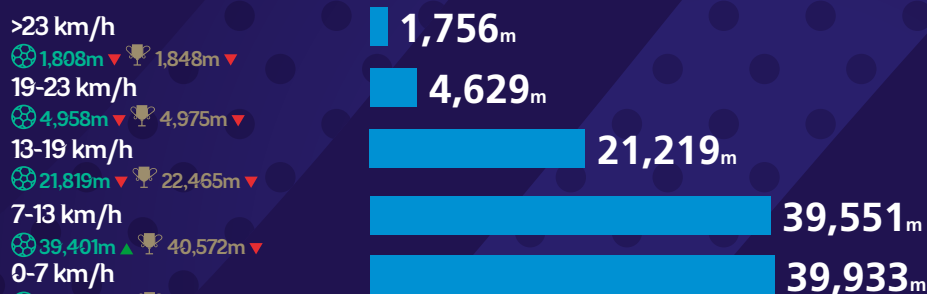
21,819m ▼ 22,465m ▼

7-13 km/h

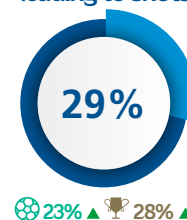
39,401m ▲ 40,572m ▼

0-7 km/h

41,306m ▼ 40,477m ▼



% of final-third entries leading to shots



Total distance (km) 107.1

Distance >19 km/h 6,385

Distance >23 km/h 1,756

Activities >23 km/h 101

FIFA Women's World Cup
Cup France 2019™

7 June – 7 July

GROUP STAGE

08.06.2019

GER 1-0 CHN

12.06.2019

GER 1-0 ESP

17.06.2019

RSA 0-4 GER

ROUND OF 16

22.06.2019

GER 3-0 NGA


QUARTER-FINAL

29.06.2019


GER 1-2 SWE

SEMI-FINAL

FINALS




DALLMANN




SCHULLER




HUTH




MAGULL




DABRITZ




POPP




SIMON




HEGERING



DOORSOUN



GWINN



SCHULT

Head coach

VOSS-TECKLENBURG Martina (GER)

Technical staff

CARLSON Britta (Assistant coach)

GROLIMUND Patrik (Assistant coach)

NÖRENBERG Thomas (Assistant coach)

FUCHS Michael (Goalkeeping coach)

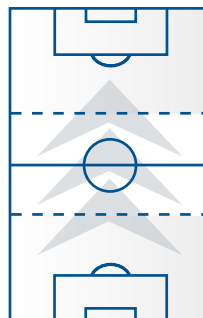
FIFA Women's World Cup France 2019™ squad

	NO.	NAME	CLUB (COUNTRY)	MINS	G	A
GOALKEEPERS	1	SCHULT Almuth	VfL Wolfsburg (GER)	450	0	
	12	BENKARTH Laura	FC Bayern München (GER)	0	0	
	21	FROHMS Merle	SC Freiburg (GER)	0	0	
DEFENDERS	2	SIMON Carolin	Olympique Lyon (FRA)	178	0	
	3	HENDRICH Kathrin	FC Bayern München (GER)	135	0	
	4	MAIER Leonie	FC Bayern München (GER)	47	0	
	5	HEGERING Marina	SGS Essen (GER)	450	0	
	8	GOESSLING Lena	VfL Wolfsburg (GER)	80	0	
	14	ELSIG Johanna	1. FFC Turbine Potsdam (GER)	0	0	
	15	GWINN Giulia	SC Freiburg (GER)	450	1	1
MIDFIELDERS	17	SCHWEERS Verena	FC Bayern München (GER)	180	0	1
	23	DOORSOUN Sara	VfL Wolfsburg (GER)	450	0	
	6	OVERDORF Lena	SGS Essen (GER)	151	0	
	9	HUTH Svenja	1. FFC Turbine Potsdam (GER)	414	0	
	10	MAROSZAN Dzsennifer	Olympique Lyon (FRA)	135	0	
	13	DAEBRITZ Sara	FC Bayern München (GER)	450	3	1
	16	DALLMANN Linda	SGS Essen (GER)	76	0	
	18	LEUPOLZ Melanie	FC Bayern München (GER)	208	1	
	20	MAGULL Lina	FC Bayern München (GER)	302	2	1
	22	KNAAK Turid	SGS Essen (GER)	0	0	
FORWARDS	7	SCHUELLER Lea	SGS Essen (GER)	188	1	
	11	POPP Alexandra	C VfL Wolfsburg (GER)	450	2	
	19	BUEHL Klara	SC Freiburg (GER)	156	0	

NO. = Squad number; = Clean sheets; MINS = Minutes played; G = Goals; A = Assists.

Average possession

56% Total



Shots per match



Shots per goal

Shots on target per match



10

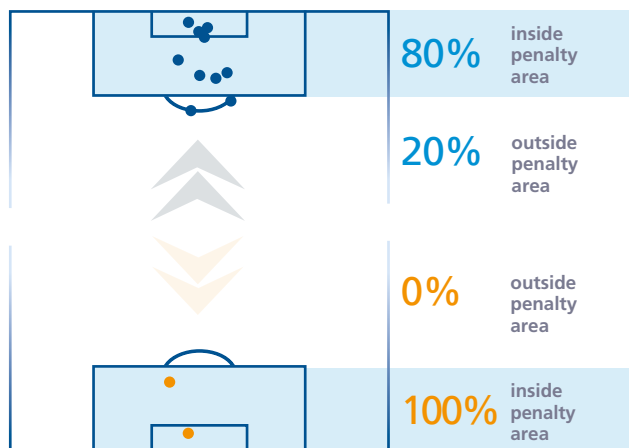
Goals scored

Goal location

2

Goals conceded

Goal location



6 open-play goals

4 set-piece goals

0 own-goals

	from corners	2
	from free kicks	1
	from penalties	1
	from throw-ins	0

2 open-play goals

0 set-piece goals

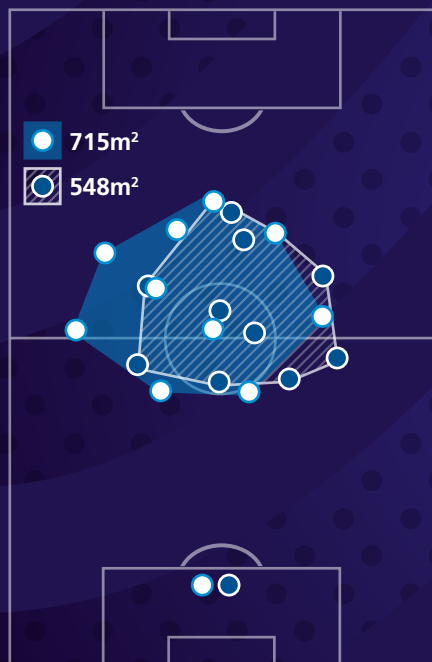
0 own-goals

	from corners	0
	from free kicks	0
	from penalties	0
	from throw-ins	0



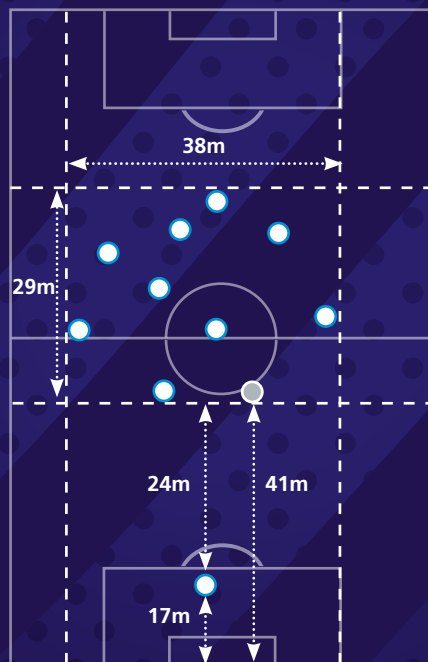
Team compactness

- In possession
- Out of possession

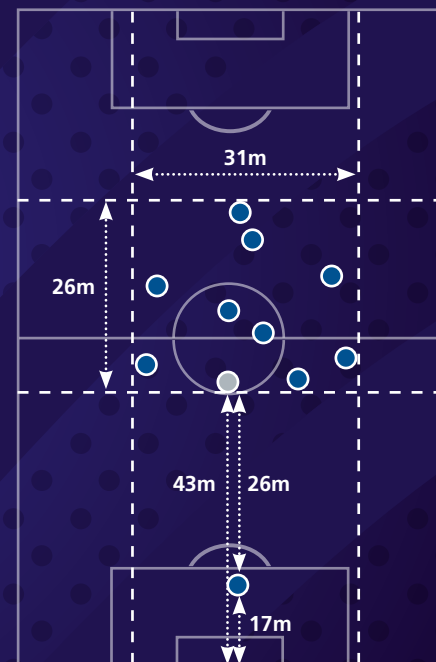


Team shape

- In possession
- Deepest defender



- Out of possession
- Deepest defender

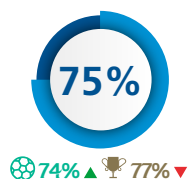


The representation of player positions has been taken from one match. Team compactness and team shape data represents the team's tournament average.

Team passing accuracy

Team passes

513

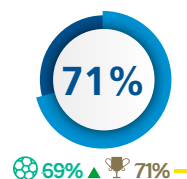


Final third	76%	105
Middle third	74%	243
Defensive third	79%	165

Goalkeeper passing success

Goalkeeper passes

Goalkeeper passing length

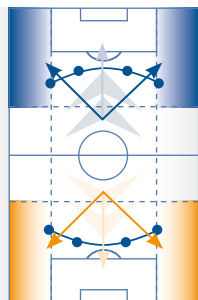


41

29 ▲ 21 ▼

Short (<17m)	12
Medium (17-34m)	11
Long (>34m)	18

Defensive line breaks

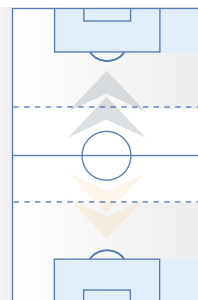


Inside line breaks	6
Outside line breaks	12

Defensive line breaks against

Inside line breaks	4
Outside line breaks	5

Attacking entries



Penalty-area entries	35
Final-third entries	58

Attacking entries against

Final-third entries	54
Penalty-area entries	25

Opponents bypassed

311 ▲ 333 ▼

Opposition defenders bypassed

45 ▲ 50 ▼

Own players bypassed

311 ▼ 236 ▲

Own defenders bypassed

45 ▲ 30 ▼

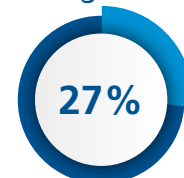
348

56

276

55

% of final-third entries leading to shots



23% ▲ 28% ▼

>23 km/h

1,808m ▲ 1,848m ▼

19-23 km/h

4,958m ▲ 4,975m ▼

13-19 km/h

21,819m ▲ 22,465m ▼

7-13 km/h

39,401m ▲ 40,572m ▼

0-7 km/h

41,306m ▼ 40,477m ▲

2,083m

5,736m

24,074m

42,615m

40,240m

Total distance (km) 114.7

Distance >19 km/h 7,819

Distance >23 km/h 2,083

Activities >23 km/h 115



FIFA Women's World Cup France 2019™

7 June – 7 July

GROUP STAGE

09.06.2019

AUS 1-2 ITA

14.06.2019

JAM 0-5 ITA

18.06.2019

ITA 0-1 BRA

ROUND OF 16

25.06.2019

ITA 2-0 CHN

QUARTER-FINAL

29.06.2019


ITA 0-2 NED

SEMI-FINAL

-

FINAL


-



BONANSEA



CERNOIA



GIRELLI




GIUGLIANO



BERGAMASCHI



GIACINTI



GAMA



GUAGNI



LINARI



BARTOLI



GIULIANI

Head coach

BERTOLINI Milena (ITA)

Technical staff

D'ASTOLFO Federica (Assistant coach)

SORBI Attilio (Assistant coach)

VIOTTI Cristiano (Goalkeeping coach)

D'OTTAVIO Stefano (Fitness coach)

PATTERI Fabio (Fitness coach)

PERONDI Francesco (Fitness coach)

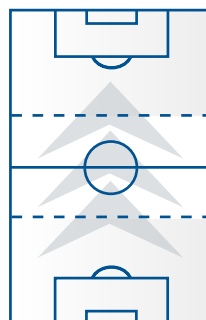
FIFA Women's World Cup France 2019™ squad

	NO.	NAME	CLUB (COUNTRY)	MINS	G	A
GOALKEEPERS	1	GIULIANI Laura	Juventus FC (ITA)	450	0	
	12	MARCHITELLI Chiara	CF Fiorentina (ITA)	0	0	
	22	PIPITONE Rosalia	AS Roma (ITA)	0	0	
DEFENDERS	3	GAMA Sara	Juventus FC (ITA)	450	0	
	5	LINARI Elena	Atletico Madrid (ESP)	450	0	
	7	GUAGNI Alia	ACF Fiorentina (ITA)	417	0	1
	13	BARTOLI Elisa	AS Roma (ITA)	341	0	
	16	FUSETTI Laura	AC Milan (ITA)	0	0	
	17	BOATTIN Lisa	Juventus FC (ITA)	97	0	1
	20	TUCCERI Linda	AC Milan (ITA)	0	0	
MIDFIELDERS	2	BERGAMASCHI Valentina	AC Milan (ITA)	307	0	
	4	GALLI Aurora	Juventus FC (ITA)	301	3	
	6	ROSUCCI Martina	Juventus FC (ITA)	19	0	
	8	PARISI Alice	ACF Fiorentina (ITA)	0	0	
	11	BONANSEA Barbara	Juventus FC (ITA)	396	2	
	15	SERTURINI Annamaria	AS Roma (ITA)	15	0	
	21	CERNOIA Valentina	Juventus FC (ITA)	450	0	1
	23	GIUGLIANO Manuela	AC Milan (ITA)	450	0	3
	9	SABATINO Daniela	AC Milan (ITA)	157	0	
	10	GIRELLI Cristiana	Juventus FC (ITA)	279	3	
FORWARDS	14	TARENZI Stefania	SSD Chievo Verona Valpo (ITA)	0	0	
	18	MAURO Ilaria	ACF Fiorentina (ITA)	97	0	
	19	GIACINTI Valentina	AC Milan (ITA)	274	1	

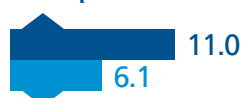
NO. = Squad number; = Clean sheets; MINS = Minutes played; G = Goals; A = Assists.

Average possession

45% Total



Shots per match



Shots per goal

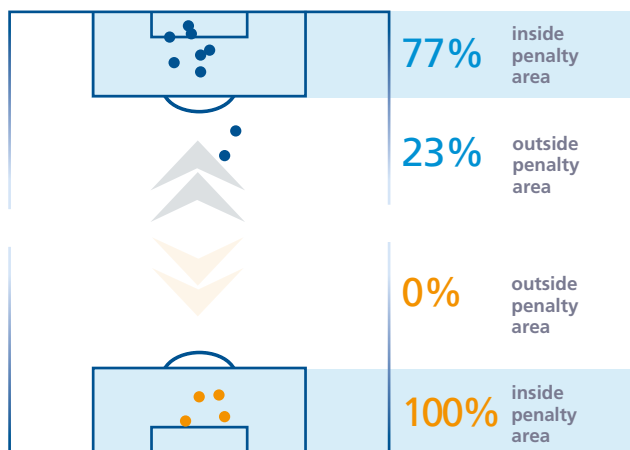
Shots on target per match



9

Goals scored

Goal location



6 open-play goals

3 set-piece goals

0 own-goals

	from corners	1
	from free kicks	1
	from penalties	1
	from throw-ins	0

1 open-play goals

3 set-piece goals

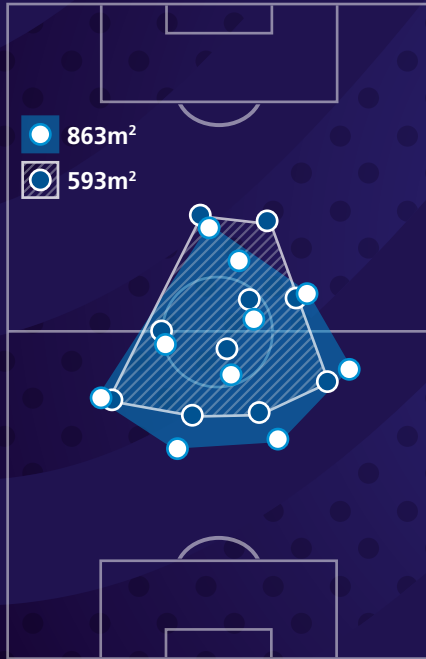
0 own-goals

	from corners	0
	from free kicks	2
	from penalties	1
	from throw-ins	0



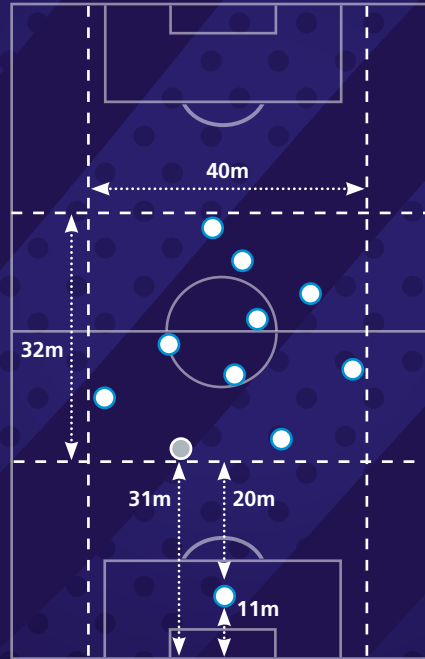
Team compactness

- In possession
- Out of possession

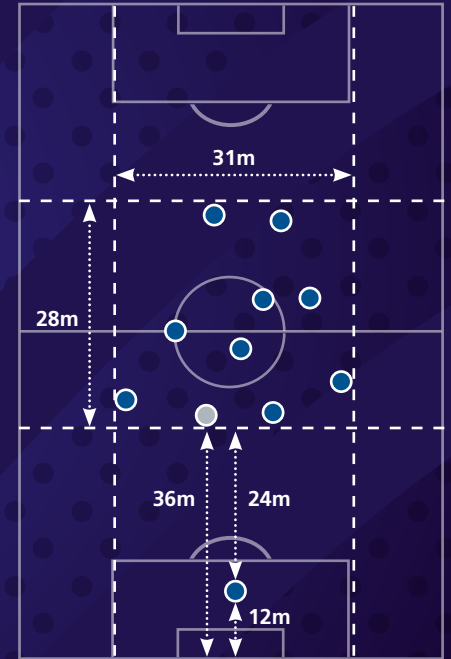


Team shape

- In possession
- Deepest defender



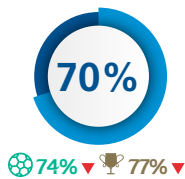
- Out of possession
- Deepest defender



The representation of player positions has been taken from one match. Team compactness and team shape data represents the team's tournament average.

Team passing accuracy

Team passes 371



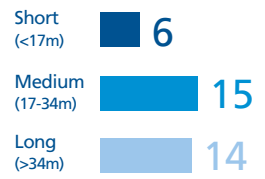
Final third	66%	54
Middle third	69%	175
Defensive third	75%	142

Goalkeeper passing success

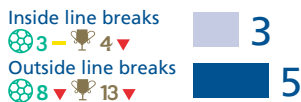
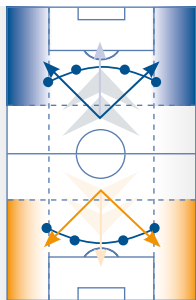
Goalkeeper passes



Goalkeeper passing length



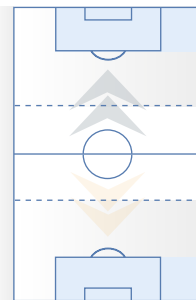
Defensive line breaks



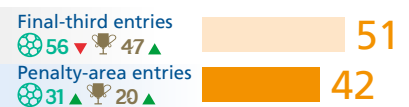
Defensive line breaks against



Attacking entries



Attacking entries against



Opponents bypassed



Opposition defenders bypassed



Own players bypassed



Own defenders bypassed



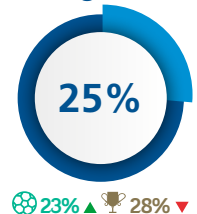
264

40

355

53

% of final-third entries leading to shots



>23 km/h



19-23 km/h



13-19 km/h



7-13 km/h



0-7 km/h



1,754_m

4,937_m

21,130_m

36,160_m

43,112_m

Total distance (km) 107.1

Distance >19 km/h 6,691

Distance >23 km/h 1,754

Activities >23 km/h 94



FIFA Women's World Cup France 2019™

7 June – 7 July

GROUP STAGE

09.06.2019

BRA 3-0 JAM

14.06.2019

JAM 0-5 ITA

18.06.2019

JAM 1-4 AUS

ROUND OF 16

-

QUARTER-FINAL


-

SEMI-FINAL


-

FINAL

-



CARTER



SHAW



MATTHEWS




SOLAUN



C. SWABY




SWEATMAN



BLACKWOOD



A. SWABY



PLUMMER



BOND-FLASZA



SCHNEIDER

Head coach

MENZIES Hue (USA)

Technical staff

DONALDSON Lorne (Assistant coach)

PRICE Andrew (Assistant coach)

BUSBY Hubert (Goalkeeping coach)

HENRY Jason (Fitness coach)

HITZELBERGER Will (Fitness coach)

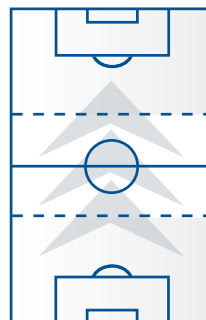
FIFA Women's World Cup France 2019™ squad

	NO.	NAME	CLUB (COUNTRY)	MINS	G	A
GOALKEEPERS	1	SCHNEIDER Sydney	Univ. of North Carolina (USA)	180	0	
	13	McCLURE Nicole	Sion Swift LFC (NIR)	90	0	
	23	JAMIESON Yazmeen	Papakura City FC (NZL)	0	0	
DEFENDERS	3	HUDSON-MARKS Chanel	Univ. Memphis (USA)	0	0	
	5	PLUMMER Konya	UCF Knights (USA)	270	0	
	9	SWEATMAN Marlo	Szent Mihaly (HUN)	135	0	
	14	BLACKWOOD Deneisha	Univ. West Florida (USA)	270	0	
	16	BOND-FLASZA Dominique	PSV Eindhoven (NED)	90	0	
	17	SWABY Allyson	AS Roma (ITA)	270	0	
MIDFIELDERS	19	PATTERSON Toriana	ASD Pink Sport Time (ITA)	90	0	
	2	SILVER Lauren	SK Trondheims/Orn (NOR)	14	0	
	4	SWABY Chantelle	Rutgers Univ. (USA)	225	0	
	6	SOLAUN Havana	Klepp IL (NOR)	207	1	
	7	ASHER Chinyelu	Stabaek IF (NOR)	108	0	
	8	SHIM Ashleigh	N/A (Free Agent)	0	0	
	12	CAMPBELL Sashana	Maccabi Kishronot Hadera FC (ISR)	180	0	
	10	BROWN Jody	Montverde Academy (USA)	70	0	
	11	SHAW Khadija	Univ. of Tennessee (USA)	270	0	1
	15	CAMERON Tiffany	Stabaek IF (NOR)	56	0	
FORWARDS	18	CARTER Trudi	AS Roma (ITA)	110	0	
	20	MATTHEWS Cheyna	Washington Spirit (USA)	121	0	
	21	ADAMOLEKUN Olufolasade	United Soccer Alliance (USA)	76	0	
	22	GREY Mireya	Washington Huskies (USA)	138	0	

NO. = Squad number; = Clean sheets; MINS = Minutes played; G = Goals; A = Assists.

Average possession

41% Total



18% Final third

40% Middle third

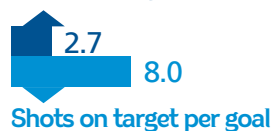
42% Defensive third

Shots per match



Shots per goal

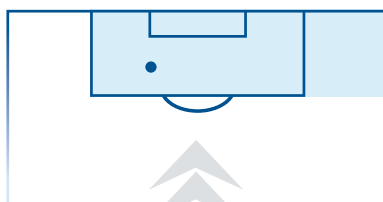
Shots on target per match



1

Goals scored

Goal location



100% inside penalty area

0% outside penalty area

1 open-play goals

0 set-piece goals

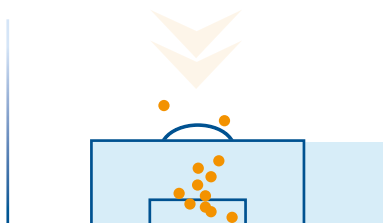
0 own-goals

	from corners	0
	from free kicks	0
	from penalties	0
	from throw-ins	0

12

Goals conceded

Goal location



17% outside penalty area

83% inside penalty area

9 open-play goals

3 set-piece goals

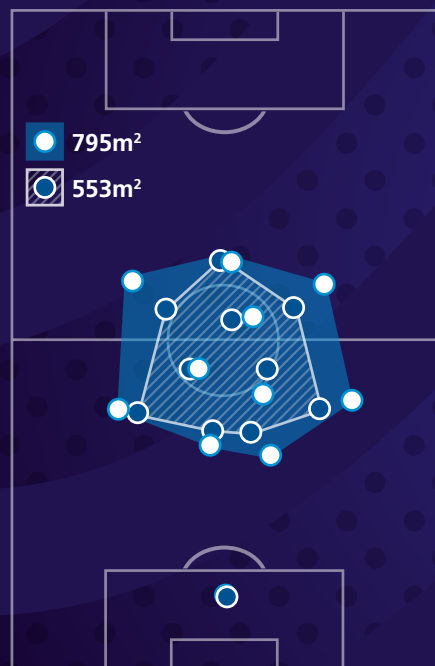
0 own-goals

	from corners	1
	from free kicks	1
	from penalties	1
	from throw-ins	0



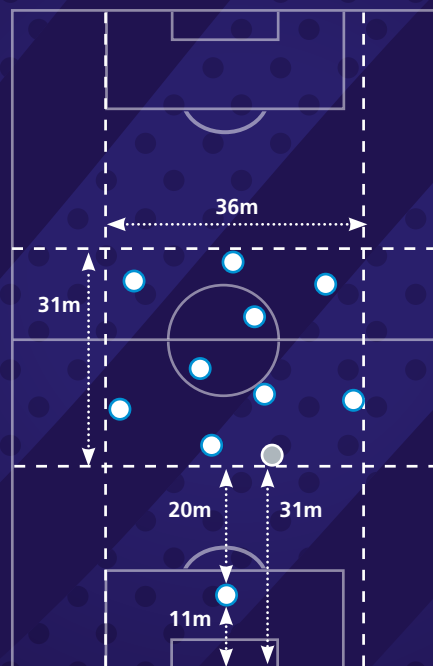
Team compactness

- In possession
- Out of possession

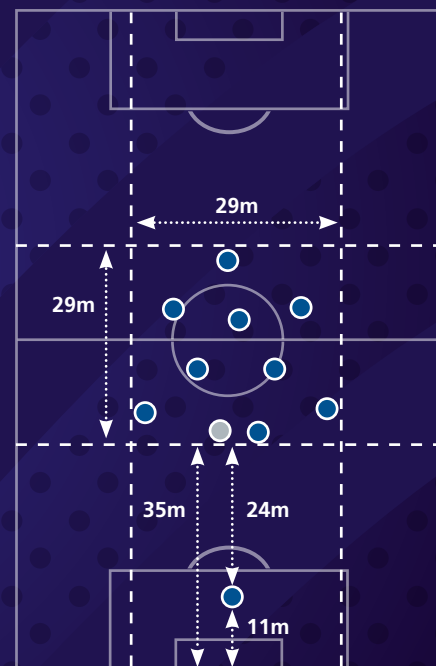


Team shape

- In possession
- Deepest defender

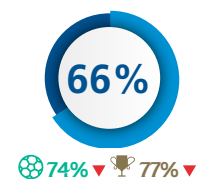


- Out of possession
- Deepest defender



The representation of player positions has been taken from one match. Team compactness and team shape data represents the team's tournament average.

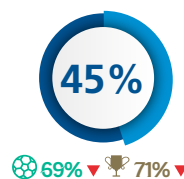
Team passing accuracy



Team passes 315

Final third	66%	45
Middle third	69%	149
Defensive third	66%	121


Goalkeeper passing success



Goalkeeper passes



Goalkeeper passing length



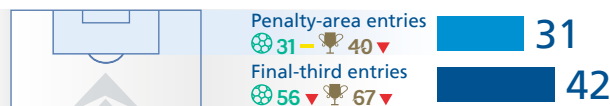
Defensive line breaks



Defensive line breaks against



Attacking entries



Attacking entries against



Opponents bypassed



Opposition defenders bypassed



Own players bypassed



Own defenders bypassed



% of final-third entries leading to shots



>23 km/h



19-23 km/h



13-19 km/h



7-13 km/h



0-7 km/h



Total distance (km) 105.1

Distance >19 km/h 6,563

Distance >23 km/h 2,068

Activities >23 km/h 114



JAPAN / AFC

Last FIFA Women's World Cup™ campaign:
FIFA Women's World Cup 2015™ – runners-up

FIFA Women's World Cup France 2019™

7 June – 7 July

GROUP STAGE

10.06.2019

ARG 0-0 JPN

14.06.2019

JPN 2-1 SCO

19.06.2019

JPN 0-2 ENG

ROUND OF 16

00.06.2019

NED 2-1 JPN

QUARTER-FINAL

-

SEMI-FINAL

-

FINAL



Head coach

TAKAKURA Asako (JPN)

Technical staff

IKEDA Futoshi (Assistant coach)
 MIYAMOTO Tomomi (Assistant coach)
 OBE Yumi (Assistant coach)
 NISHIIRI Toshihiro (Goalkeeping coach)
 OHASHI Akiyoshi (Goalkeeping coach)
 HIROSE Norikazu (Fitness coach)

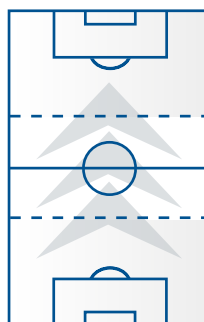
FIFA Women's World Cup France 2019™ squad

	NO.	NAME	CLUB (COUNTRY)	MINS	G	A
GOALKEEPERS	1	IKEDA Sakiko	Urawa Red Diamonds Ladies (JPN)	0	0	
	18	YAMASHITA Ayaka	NTV Beleza (JPN)	360	0	
	21	HIRAO Chika	Albirex Niigata Ladies (JPN)	0	0	
DEFENDERS	2	UTSUGI Rumi	Reign FC (USA)	0	0	
	3	SAMESHIMA Aya	INAC Kobe Leonessa (JPN)	360	0	
	4	KUMAGAI Saki	Olympique Lyon (FRA)	360	0	C
	5	ICHISE Nana	Vegalta Sendai Ladies (JPN)	270	0	
	12	MINAMI Moeka	Urawa Red Diamonds Ladies (JPN)	90	0	
	16	MIYAGAWA Asato	NTV Beleza (JPN)	0	0	
	22	SHIMIZU Risa	NTV Beleza (JPN)	360	0	
MIDFIELDERS	23	MIYAKE Shiori	INAC Kobe Leonessa (JPN)	0	0	
	6	SUGITA Hina	INAC Kobe Leonessa (JPN)	360	0	
	7	NAKAJIMA Emi	INAC Kobe Leonessa (JPN)	326	0	
	10	SAKAGUCHI Mizuho	NTV Beleza (JPN)	0	0	
	13	TAKARADA Saori	Cerezo Osaka Sakai Ladies (JPN)	7	0	
	14	HASEGAWA Yui	NTV Beleza (JPN)	189	1	
	15	MOMIKI Yuka	NTV Beleza (JPN)	18	0	
	17	MIURA Narumi	NTV Beleza (JPN)	298	0	
	8	IWABUCHI Mana	INAC Kobe Leonessa (JPN)	293	1	1
	9	SUGASAWA Yuika	Urawa Red Diamonds Ladies (JPN)	298	1	
FORWARDS	11	KOBAYASHI Rikako	NTV Beleza (JPN)	86	0	
	19	ENDO Jun	NTV Beleza (JPN)	167	0	1
	20	YOKOYAMA Kumi	AC Nagano Parceiro Ladies (JPN)	118	0	

NO. = Squad number; 🧤 = Clean sheets; MINS = Minutes played; G = Goals; A = Assists.

Average possession

52% Total



Shots per match



Shots per goal

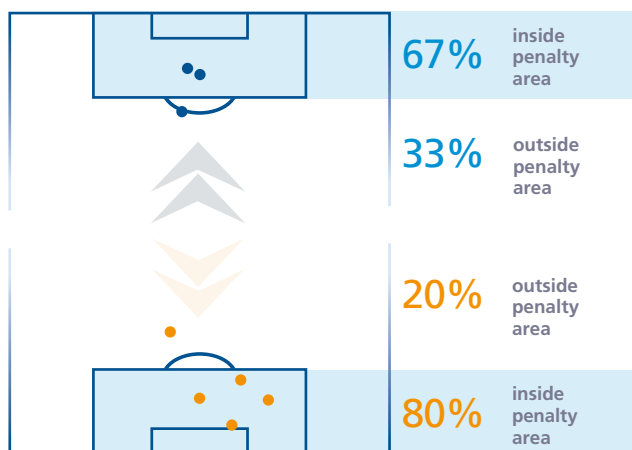
Shots on target per match



3

Goals scored

Goal location



2 open-play goals

1 set-piece goals

0 own-goals

from corners 0
 from free kicks 0
 from penalties 1
 from throw-ins 0

5

Goals conceded

Goal location

3 open-play goals

2 set-piece goals

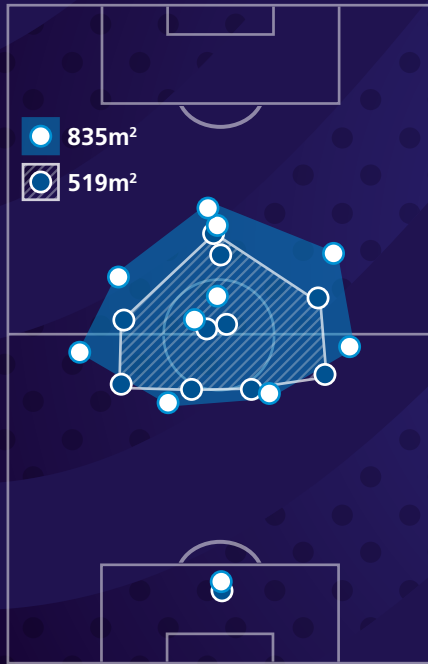
0 own-goals

from corners 1
 from free kicks 0
 from penalties 1
 from throw-ins 0



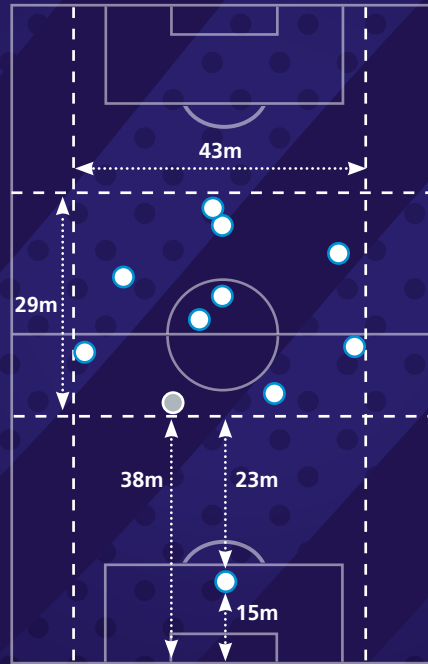
Team compactness

- In possession
- Out of possession

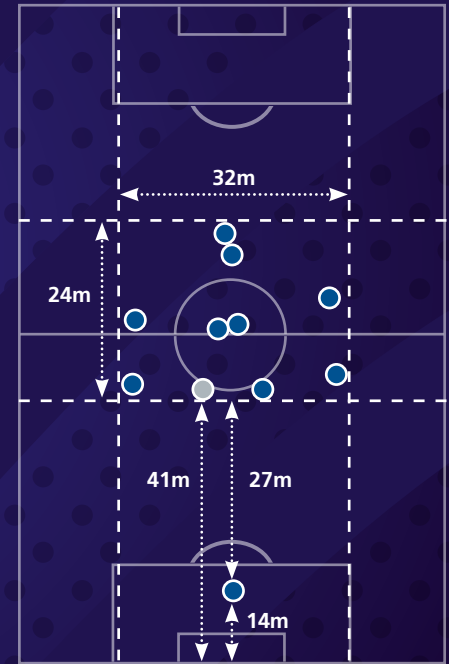


Team shape

- In possession
- Deepest defender

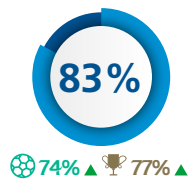


- Out of possession
- Deepest defender



The representation of player positions has been taken from one match. Team compactness and team shape data represents the team's tournament average.

Team passing accuracy

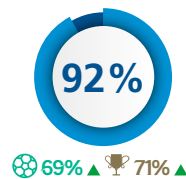


Team passes

580

Final third	74%	104
Middle third	84%	329
Defensive third	87%	147

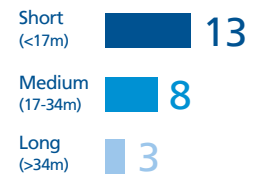
Goalkeeper passing success



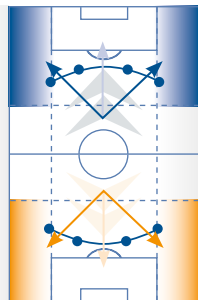
Goalkeeper passes



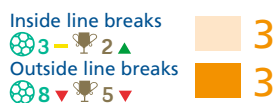
Goalkeeper passing length



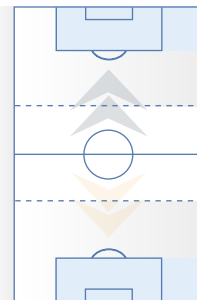
Defensive line breaks



Defensive line breaks against



Attacking entries



Attacking entries against



Opponents bypassed

311 ▲ 333 ▲

Opposition defenders bypassed

45 ▲ 50 ▲

Own players bypassed

311 ▼ 236 ▲

Own defenders bypassed

45 ▼ 30 ▲

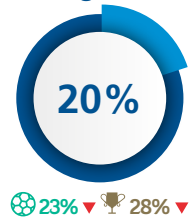
402

61

306

35

% of final-third entries leading to shots



>23 km/h

1,808m ▼ 1,848m ▼

19-23 km/h

4,958m ▼ 4,975m ▼

13-19 km/h

21,819m ▲ 22,465m ▲

7-13 km/h

39,401m ▲ 40,572m ▲

0-7 km/h

41,306m ▼ 40,477m ▼

1,462_m4,949_m23,288_m45,558_m37,795_m

Total distance (km) 113.1

Distance >19 km/h 6,411

Distance >23 km/h 1,462

Activities >23 km/h 82



FIFA Women's World Cup France 2019™

7 June – 7 July

▶	GROUP STAGE
▶	07.06.2019
▶	FRA 4-0 KOR
▶	12.06.2019
▶	NGA 2-0 KOR
▶	17.06.2019
▶	KOR 1-2 NOR
	ROUND OF 16
	-
	QUARTER-FINAL
	-
	SEMI-FINAL
	-
	FINAL
	-

**Head coach**
YOON Dukyeo (KOR)**Technical staff**
KIM Eunjung (Assistant coach)
KIM Jungchan (Assistant coach)
CHUNG Yooseok (Goalkeeping coach)

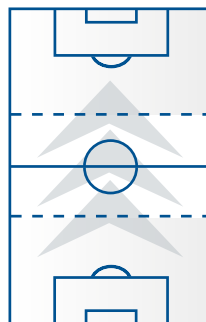
FIFA Women's World Cup France 2019™ squad

	NO.	NAME	CLUB (COUNTRY)	MINS	G	A
GOALKEEPERS	1	KANG Gae	Gumi Sportstoto WFC (KOR)	0	0	
	18	KIM Minjung	Hyundai Steel Red Angels (KOR)	270	0	
	21	JUNG Boram	Hwacheon KSPO WFC (KOR)	0	0	
DEFENDERS	2	LEE Eunmi	Suwon UDC WFC (KOR)	79	0	
	3	JEONG Yeonga	Gyeongju KHNP WFC (KOR)	11	0	
	4	HWANG Boram	Hwacheon KSPO WFC (KOR)	180	0	
	5	KIM Doyeon	Hyundai Steel Red Angels (KOR)	270	0	
	6	LIM Seonjoo	Hyundai Steel Red Angels (KOR)	0	0	
	14	SHIN Damyeong	Hyundai Steel Red Angels (KOR)	90	0	
	16	JANG Selgi	Hyundai Steel Red Angels (KOR)	270	0	
	20	KIM Hyeri	Hyundai Steel Red Angels (KOR)	180	0	
MIDFIELDERS	7	LEE Mina	INAC Kobe Leonessa (JPN)	101	0	
	8	CHO Sohyun	West Ham United WFC (ENG)	270	0	
	9	MOON Mira	Suwon UDC WFC (KOR)	116	0	
	12	KANG Yumi	Hwacheon KSPO WFC (KOR)	60	0	
	15	LEE Youngju	Hyundai Steel Red Angels (KOR)	69	0	
	19	LEE Sodam	Hyundai Steel Red Angels (KOR)	14	0	
	23	KANG Chaerim	Hyundai Steel Red Angels (KOR)	180	0	
	10	JI Soyun	Chelsea FCW (ENG)	270	0	
FORWARDS	11	JUNG Seolbin	Hyundai Steel Red Angels (KOR)	142	0	
	13	YEO Minji	Suwon UDC WFC (KOR)	128	1	
	17	LEE Geummin	Gyeongju KHNP WFC (KOR)	270	0	1
	22	SON Hwayeon	Changnyeong WFC (KOR)	0	0	

NO. = Squad number; = Clean sheets; MINS = Minutes played; G = Goals; A = Assists.

Average possession

50% Total



22% Final third

39% Middle third

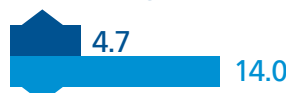
39% Defensive third

Shots per match

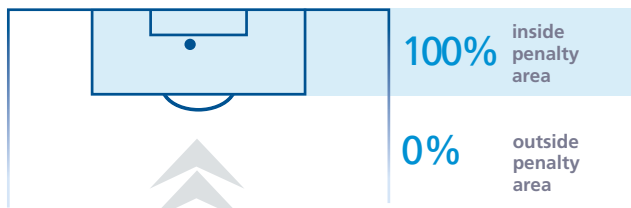
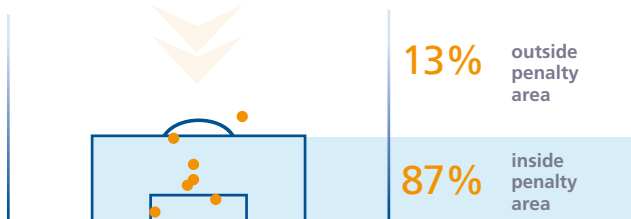


Shots per goal

Shots on target per match



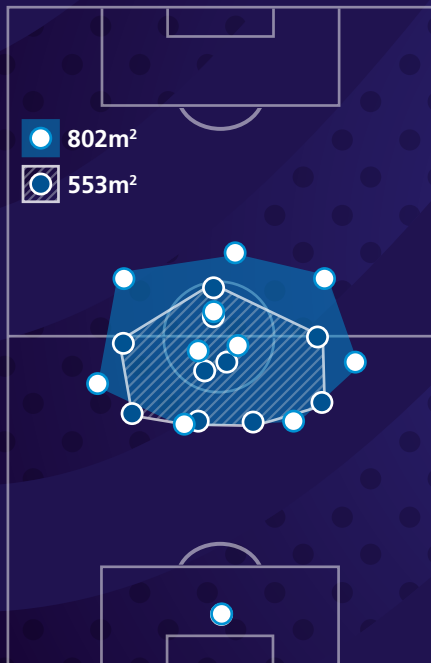
Shots on target per goal

1
Goals scored
Goal location1 open-play goals
0 set-piece goals
0 own-goals from corners 0
 from free kicks 0
 from penalties 0
 from throw-ins 0**8**
Goals conceded
Goal location3 open-play goals
4 set-piece goals
1 own-goals from corners 2
 from free kicks 0
 from penalties 2
 from throw-ins 0



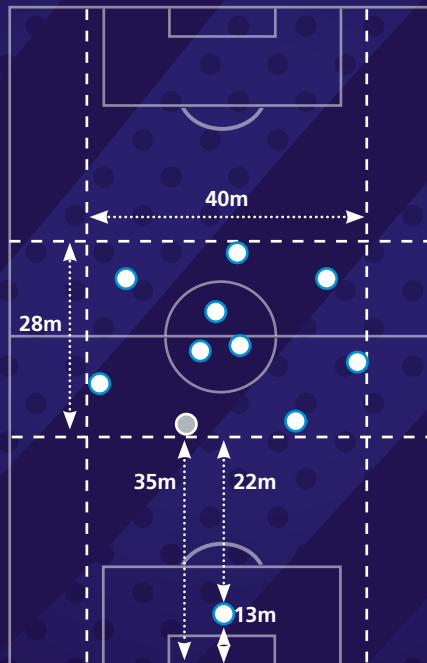
Team compactness

- In possession
- Out of possession



Team shape

- In possession
- Deepest defender

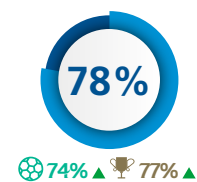


- Out of possession
- Deepest defender



The representation of player positions has been taken from one match. Team compactness and team shape data represents the team's tournament average.

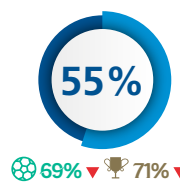
Team passing accuracy



Team passes 458

Final third	82%	87
Middle third	79%	227
Defensive third	78%	144

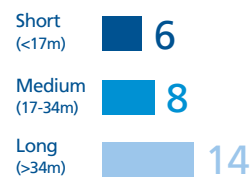
Goalkeeper passing success



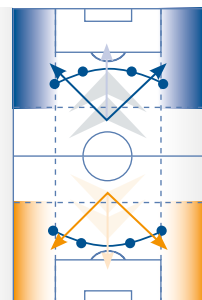
Goalkeeper passes



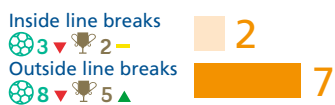
Goalkeeper passing length



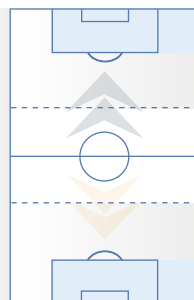
Defensive line breaks



Defensive line breaks against



Attacking entries



Attacking entries against



Opponents bypassed



Opposition defenders bypassed



Own players bypassed



Own defenders bypassed



% of final-third entries leading to shots



>23 km/h



19-23 km/h



13-19 km/h



7-13 km/h



0-7 km/h



Total distance (km) 109.2

Distance >19 km/h 6,164

Distance >23 km/h 1,419

Activities >23 km/h 79



FIFA Women's World Cup France 2019™

7 June – 7 July

▶	GROUP STAGE 11.06.2019 NZL 0-1 NED 15.06.2019 NED 3-1 CMR 20.06.2019 NED 2-1 CAN
▶	ROUND OF 16 25.06.2019 NED 2-1 JPN
▶	QUARTER-FINAL 29.06.2019 ITA 0-2 NED
▶	SEMI-FINAL 03.07.2019 NED 1-0 SWE Netherlands win after extra time
▶	FINAL 07.07.2019 USA 2-0 NED



Head coach
WIEGMAN Sarina (NED)

Technical staff
KREEK Michel (Assistant coach)
VEURINK Arjan (Assistant coach)
SCHOENMAKERS Erskine
(Goalkeeping coach)
DE VRIES Niels (Fitness coach)

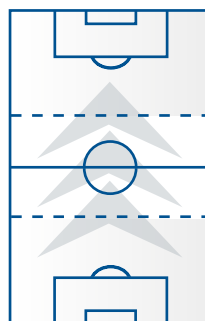
FIFA Women's World Cup France 2019™ squad

	NO.	NAME		CLUB (COUNTRY)	MINS	G	A
GOALKEEPERS	1	VAN VEENENDAAL Sari	C	Arsenal WFC (ENG)	660	0	
	16	KOP Lize		AFC Ajax (NED)	0	0	
	23	GEURTS Loes		Kopparbergs/Göteborg FC (SWE)	0	0	
DEFENDERS	2	VAN LUNTEREN Desiree		SC Freiburg (GER)	660	0	1
	3	VAN DER GRAGT Stefanie		FC Barcelona (ESP)	477	1	
	4	VAN DONGEN Merel		Real Betis (ESP)	409	0	
	5	VAN ES Kika		AFC Ajax (NED)	161	0	
	6	DEKKER Anouk		Montpellier HSC (FRA)	256	1	
	18	KERKDIJK Danique		Bristol City WFC (ENG)	0	0	
	20	BLOODWORTH Dominique		Arsenal WFC (ENG)	660	1	
	22	VAN DER MOST Liza		AFC Ajax (NED)	0	0	
MIDFIELDERS	8	SPITSE Sherida		Vålerenga IF (NOR)	640	0	4
	10	VAN DE DONK Danielle		Arsenal WFC (ENG)	635	0	
	12	PELOVA Victoria		ADO Den Haag (NED)	0	0	
	14	GROENEN Jackie		1. FFC Frankfurt (GER)	645	1	
	15	KAAGMAN Inessa		Everton LFC (ENG)	0	0	
	19	ROORD Jill		FC Bayern München (GER)	155	1	
	7	VAN DE SANDEN Shanice		Olympique Lyon (FRA)	432	0	1
	9	MIEDEMA Vivianne		Arsenal WFC (ENG)	657	3	
	11	MARTENS Lieke		FC Barcelona (ESP)	545	2	
	13	JANSEN Renate		FC Twente (NED)	3	0	
FORWARDS	17	JANSEN Ellen		AFC Ajax (NED)	0	0	
	21	BEERENSTEYN Lineth		FC Bayern München (GER)	265	1	1

NO. = Squad number; C = Clean sheets; MINS = Minutes played; G = Goals; A = Assists.

Average possession

56% Total

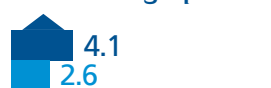


Shots per match



Shots per goal

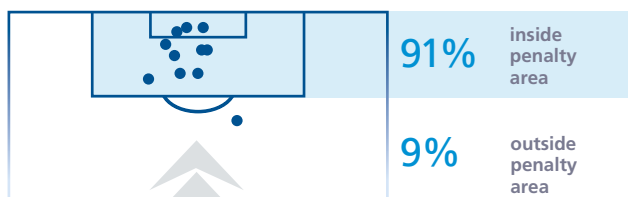
Shots on target per match



Shots on target per goal

11

Goals scored
Goal location



5 open-play goals

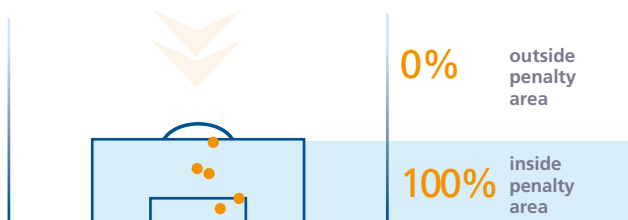
6 set-piece goals

0 own-goals

from corners	1
from free kicks	4
from penalties	1
from throw-ins	0

5

Goals conceded
Goal location



4 open-play goals

1 set-piece goals

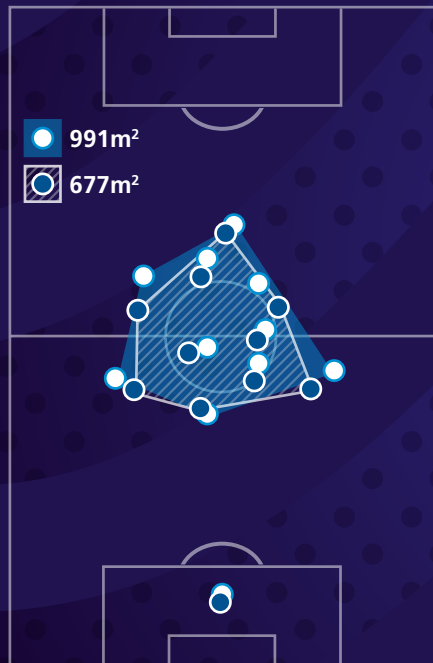
0 own-goals

from corners	0
from free kicks	0
from penalties	1
from throw-ins	0



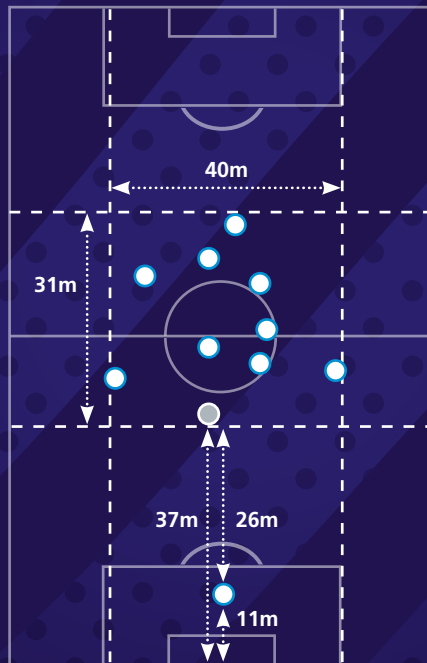
Team compactness

- In possession
- Out of possession

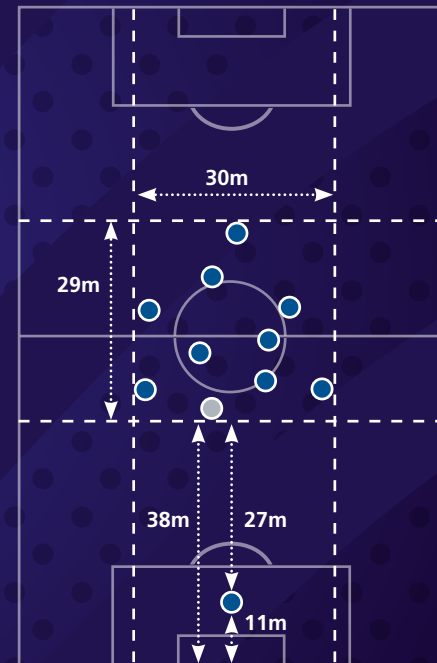


Team shape

- In possession
- Deepest defender

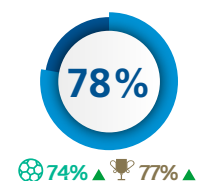


- Out of possession
- Deepest defender



The representation of player positions has been taken from one match. Team compactness and team shape data represents the team's tournament average.

Team passing accuracy

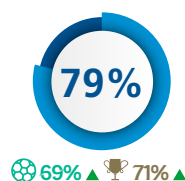


Team passes

539

Final third	76%	111
Middle third	78%	275
Defensive third	81%	153

Goalkeeper passing success



Goalkeeper passes

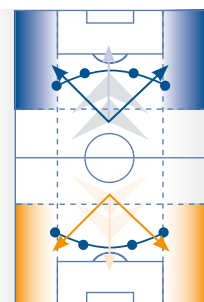
24

29 ▼ 21 ▲

Goalkeeper passing length

Short (<17m)	6
Medium (17-34m)	8
Long (>34m)	10

Defensive line breaks



Inside line breaks	3
Outside line breaks	7

Defensive line breaks against

Inside line breaks	2
Outside line breaks	6

Attacking entries



Penalty-area entries	33
Final-third entries	71

Attacking entries against

Final-third entries	50
Penalty-area entries	25

Opponents bypassed

311 ▲ 333 ▲

Opposition defenders bypassed

45 ▼ 50 ▼

Own players bypassed

311 ▼ 236 ▲

Own defenders bypassed

45 ▼ 30 ▲

356

45

261

39

% of final-third entries leading to shots



>23 km/h

1,808m ▼ 1,848m ▼

19-23 km/h

4,958m ▼ 4,975m ▼

13-19 km/h

21,819m ▼ 22,465m ▼

7-13 km/h

39,401m ▼ 40,572m ▼

0-7 km/h

41,306m ▲ 40,477m ▲

1,746_m4,398_m20,471_m38,589_m42,691_m

Total distance (km) 107.9

Distance >19 km/h 6,144

Distance >23 km/h 1,746

Activities >23 km/h 99



FIFA Women's World Cup France 2019™

7 June – 7 July

GROUP STAGE

11.06.2019

NZL 0-1 NED

15.06.2019

CAN 2-0 NZL

20.06.2019

CMR 2-1 NZL

ROUND OF 16

-

QUARTER-FINAL


-

SEMI-FINAL


-

FINAL

-



CHANCE




WHITE



HASSETT




GREGORIUS



BOWEN



PERCIVAL



RILEY



ERCEG



STOTT



BOTT



NAYLER

Head coach

SERMANNI Tom (AUS)

Technical staff

HENDERSON Wendi (Assistant coach)

LEWIS Gemma (Assistant coach)

PROSSER Owain (Assistant coach)

REED Duncan (Goalkeeping coach)

O'MEAGHER Reilly (Fitness coach)

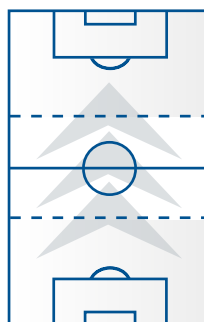
FIFA Women's World Cup France 2019™ squad

	NO.	NAME	CLUB (COUNTRY)	MINS	G	A
GOALKEEPERS	1	NAYLER Erin	FC Girondins Bordeaux (FRA)	270	0	
	21	ESSON Victoria	Avaldsnes IL (NOR)	0	0	
	23	OLLA Nadia	Western Springs AFC (NZL)	0	0	
DEFENDERS	2	PERCIVAL Ria	West Ham United WFC (ENG)	270	0	
	3	GREEN Anna	Miramar Rangers AFC (NZL)	96	0	
	4	BOTT C.J.	Vittsjö GIK (SWE)	108	0	
	5	STRATFORD Nicole	Glenfield Rovers AFC (NZL)	0	0	
	6	STOTT Rebekah	Avaldsnes IL (NOR)	270	0	
	7	RILEY Ali	Chelsea FCW (ENG)	270	0	
	8	ERCEG Abby	NC Courage (USA)	270	0	
	15	MORTON Sarah	Western Springs AFC (NZL)	0	0	
	18	SKILTON Steph	Papakura City FC (NZL)	0	0	
MIDFIELDERS	10	LONGO Annalie	N/A (Free Agent)	97	0	
	12	HASSETT Betsy	KR Reykjavik (ISL)	174	0	
	14	BOWEN Katie	Utah Royals FC (USA)	270	0	
	16	DUNCAN Katie	Onehunga Sports FC (NZL)	68	0	
	20	CLEVERLEY Daisy	UC Berkeley (USA)	0	0	
	22	CHANCE Olivia	Everton LFC (ENG)	268	0	
FORWARDS	9	KETE Emma	N/A (Free Agent)	5	0	
	11	GREGORIUS Sarah	Miramar Rangers AFC (NZL)	225	0	
	13	WHITE Rosie	N/A (Free Agent)	253	0	
	17	WILKINSON Hannah	N/A (Free Agent)	39	0	
	19	SATCHELL Paige	Three Kings United SC (NZL)	17	0	

NO. = Squad number; = Clean sheets; MINS = Minutes played; G = Goals; A = Assists.

Average possession

40% Total



12% Final third

40% Middle third

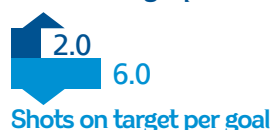
48% Defensive third

Shots per match

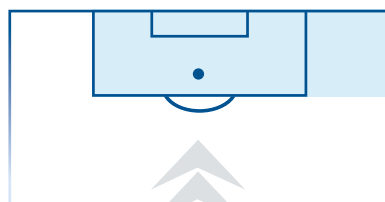


Shots per goal

Shots on target per match



Shots on target per goal

1
Goals scored
Goal location

100% inside penalty area

0% outside penalty area

0 open-play goals

0 set-piece goals

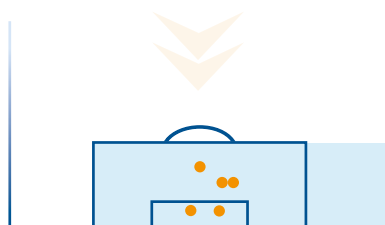
1 own-goals

from corners 0

from free kicks 0

from penalties 0

from throw-ins 0

5
Goals conceded
Goal location

0% outside penalty area

100% inside penalty area

5 open-play goals

0 set-piece goals

0 own-goals

from corners 0

from free kicks 0

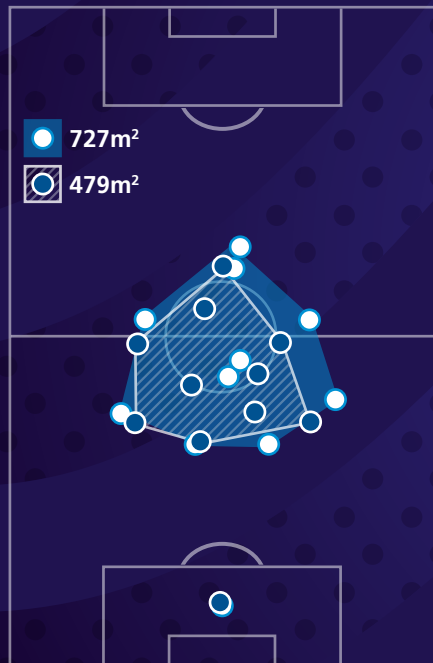
from penalties 0

from throw-ins 0



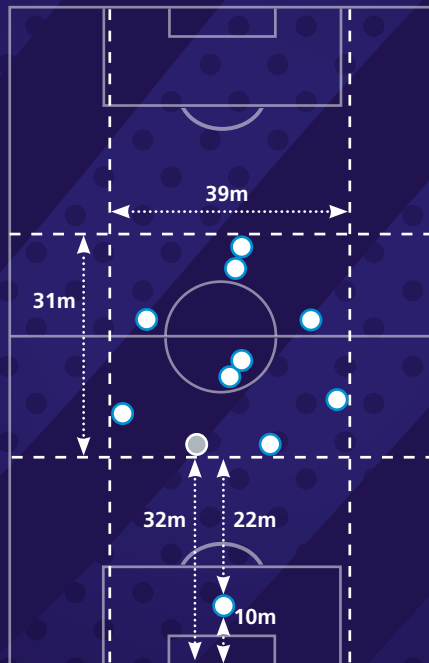
Team compactness

- In possession
- Out of possession

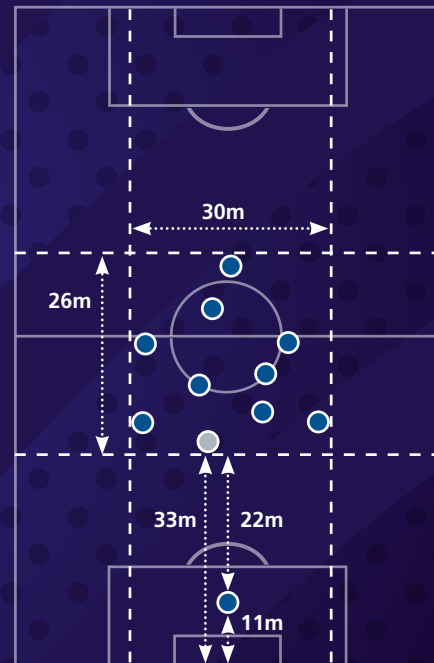


Team shape

- In possession
- Deepest defender

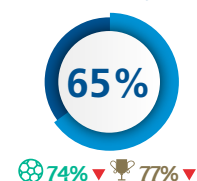


- Out of possession
- Deepest defender



The representation of player positions has been taken from one match. Team compactness and team shape data represents the team's tournament average.

Team passing accuracy

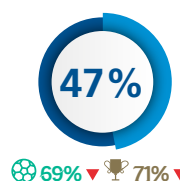


Team passes

367

Final third	71%	48
Middle third	66%	172
Defensive third	64%	147

Goalkeeper passing success

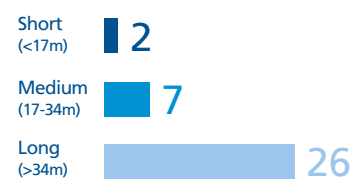


Goalkeeper passes


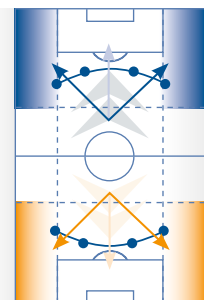
35

29 ▲ 21 ▲

Goalkeeper passing length



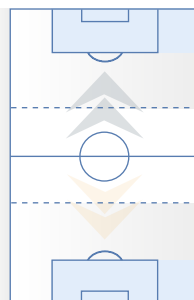
Defensive line breaks



Defensive line breaks against



Attacking entries



Attacking entries against



Opponents bypassed



Opposition defenders bypassed



Own players bypassed



Own defenders bypassed



% of final-third entries leading to shots



>23 km/h



19-23 km/h



13-19 km/h



7-13 km/h



0-7 km/h



Total distance (km)

111.7

Distance >19 km/h

6,307

Distance >23 km/h

1,474

Activities >23 km/h

83



FIFA Women's World Cup France 2019™

7 June – 7 July

GROUP STAGE

08.06.2019

NOR 3-0 NGA

12.06.2019

NGA 2-0 KOR

17.06.2019

NGA 0-1 FRA

ROUND OF 16

22.06.2019

GER 3-0 NGA


QUARTER-FINAL

-

SEMI-FINAL

-

FINAL



OSHOALA



OPARANOZIE




ORDEGA




OKOBI



CHIKWELU



AYINDE




EBERE




OHALE



EBI



OKEKE



NNADOZIE

Head coach

DENNERBY Thomas (SWE)

Technical staff

MADUGU Justine (Assistant coach)

MMADU Maureen (Assistant coach)

PETERSSON Stig (Assistant coach)

MAKWALLA Auwal (Goalkeeping coach)

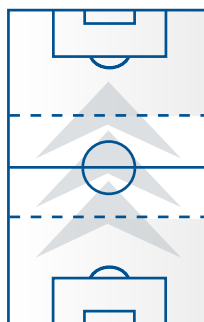
FIFA Women's World Cup France 2019™ squad

	NO.	NAME	CLUB (COUNTRY)	MINS	G	A
GOALKEEPERS	1	OLUEHI Tochukwu	Rivers Angels FC (NGA)	90	0	
	16	NNADOZIE Chiamaka	Rivers Angels FC (NGA)	270	0	
	21	JONATHAN Alaba	Bayelsa Queens FC (NGA)	0	0	
DEFENDERS	3	OHALE Osinachi	Växjö DFF (SWE)	360	0	
	4	EBERE Ngozi	Arna-Bjørnar (NOR)	255	0	
	5	EBI Onome	Henan Huishang WFC (CHN)	360	0	
	14	MICHAEL Faith	Piteå IF (SWE)	54	0	
	20	OKEKE Chidinma	FC Robo (NGA)	306	0	1
MIDFIELDERS	2	OKORONKWO Amarachi	Nasarawa Amazons FC (NGA)	0	0	
	6	NWABUOKU Evelyn	Rivers Angels FC (NGA)	51	0	
	10	CHIKWELU Rita	Kristianstads DFF (SWE)	270	0	
	11	UCHENDU Chinaza	SC Braga/AAUM FS (POR)	119	0	
	13	OKOBI Ngozi	Eskilstuna United DFF (SWE)	360	0	
	15	AJIBADE Rasheedat	Avaldsnes IL (NOR)	45	0	
	18	AYINDE Halimatu	Eskilstuna United DFF (SWE)	256	0	
	23	CHUKWUDI Ogonna	Djurgårdens IF (SWE)	0	0	
	7	IMO Anam	FC Rosengård (SWE)	15	0	
	8	OSHOALA Asisat	FC Barcelona (ESP)	258	1	
FORWARDS	9	OPARANOZIE Desire	EA Guingamp (FRA)	340	0	
	12	KANU Uchenna	Southeastern Fire (USA)	111	0	
	17	ORDEGA Francisca	Shanghai Shengli WFC (CHN)	344	0	
	19	IHEZUO Chinwendu	Henan Huishang WFC (CHN)	75	0	
	22	OGBE Alice	Rivers Angels FC (NGA)	6	0	

NO. = Squad number; = Clean sheets; MINS = Minutes played; G = Goals; A = Assists.

Average possession

40% Total

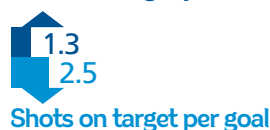


Shots per match



Shots per goal

Shots on target per match



2

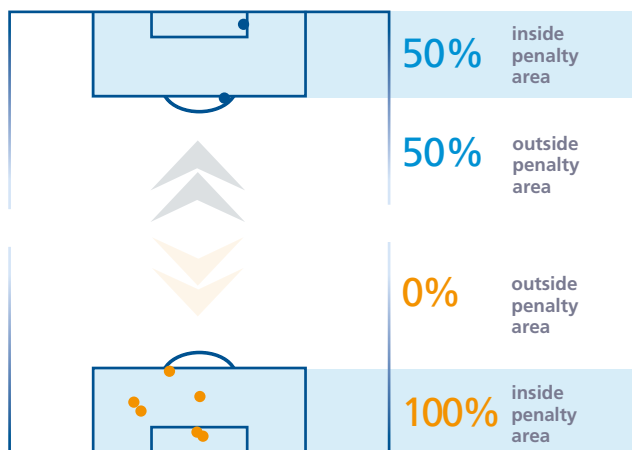
Goals scored

Goal location

7

Goals conceded

Goal location



1 open-play goals

0 set-piece goals

1 own-goals



from corners 0



from free kicks 0



from penalties 0



from throw-ins 0



from corners 2



from free kicks 0



from penalties 2

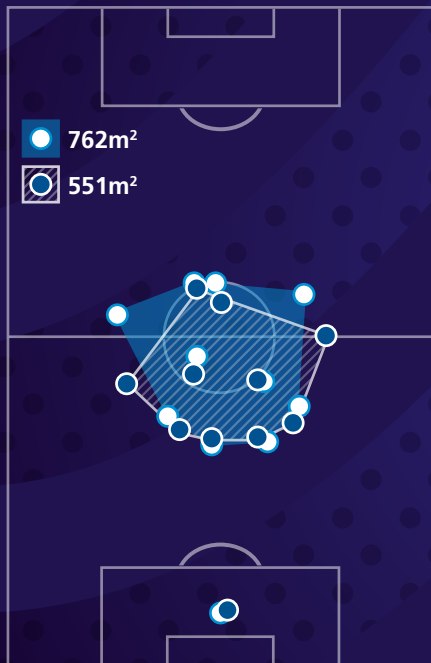


from throw-ins 0



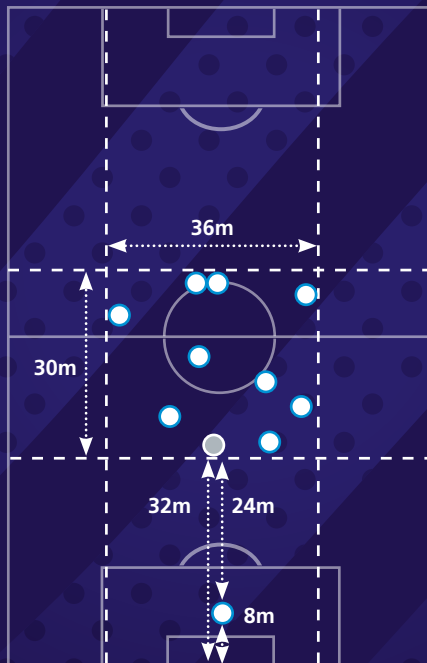
Team compactness

- In possession
- Out of possession

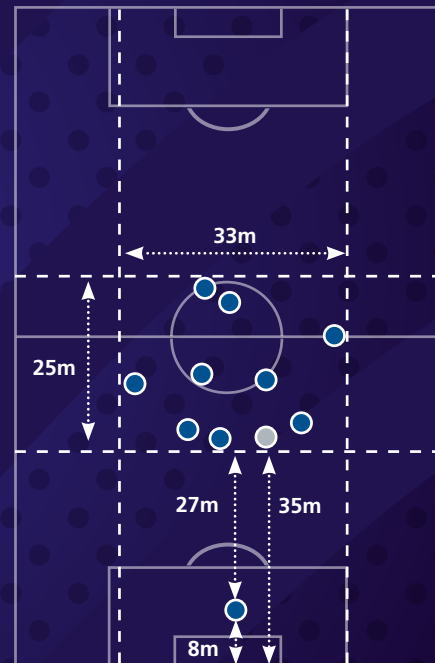


Team shape

- In possession
- Deepest defender

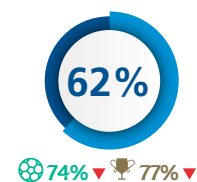


- Out of possession
- Deepest defender



The representation of player positions has been taken from one match. Team compactness and team shape data represents the team's tournament average.

Team passing accuracy

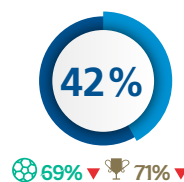


Team passes

287

Final third	68%	38
Middle third	64%	140
Defensive third	61%	109

Goalkeeper passing success




Goalkeeper passes

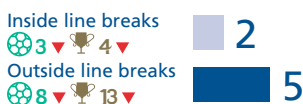
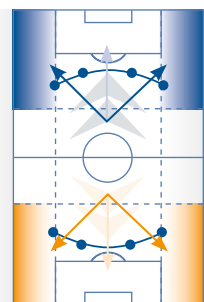
22

29 ▼ 21 ▲

Goalkeeper passing length



Defensive line breaks



Defensive line breaks against



Attacking entries



Attacking entries against



Opponents bypassed

311 ▼ 333 ▼

Opposition defenders bypassed

45 ▼ 50 ▼

Own players bypassed

311 ▲ 236 ▲

Own defenders bypassed

45 ▼ 30 ▲

>23 km/h

1,808m ▲ 1,848m ▲

19-23 km/h

4,958m ▲ 4,975m ▲

13-19 km/h

21,819m ▼ 22,465m ▼

7-13 km/h

39,401m ▼ 40,572m ▼

0-7 km/h

41,306m ▼ 40,477m ▲

2,482m

5,198m

18,380m

33,886m

40,571m

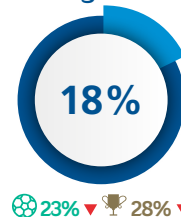
Total distance (km) 100.5

Distance >19 km/h 7,680

Distance >23 km/h 2,482

Activities >23 km/h 135

% of final-third entries leading to shots





FIFA Women's World Cup France 2019™

7 June – 7 July

▶	GROUP STAGE 08.06.2019 NOR 3-0 NGA
▶	12.06.2019 FRA 2-1 NOR
▶	17.06.2019 KOR 1-2 NOR
▶	ROUND OF 16 22.06.2019 NOR 1-1 AUS Norway win on penalties (4-1)
▶	QUARTER-FINAL 27.06.2019 NOR 0-3 ENG
	SEMI-FINAL -
	FINAL -



Head coach

SJÖGREN Martin (SWE)

Technical staff

JACOBSON Anders (Assistant coach)

ESKELAND Roger (Goalkeeping coach)

HALMØY Gunnvor (Fitness coach)

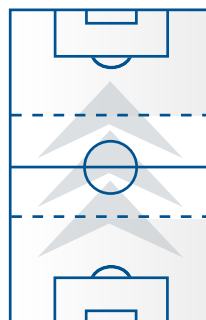
FIFA Women's World Cup France 2019™ squad

	NO.	NAME	CLUB (COUNTRY)	MINS	G	A
GOALKEEPERS	1	HJELMSETH Ingrid	Stabaek IF (NOR)	480	0	
	12	FISKERSTRAND Cecilie	LSK Kvinner FK (NOR)	0	0	
	23	BOGSTAD Oda Marie Hove	Arna-Bjørnar (NOR)	0	0	
DEFENDERS	2	WOLD Ingrid Moe	LSK Kvinner FK (NOR)	453	0	
	3	THORISDOTTIR Maria	Chelsea FCW (ENG)	480	0	
	4	HOVLAND Stine	IL Sandviken (NOR)	0	0	
	5	HANSEN Synne Skinnos	LSK Kvinner FK (NOR)	27	0	
	6	MJELDE Maren	C Chelsea FCW (ENG)	480	0	
	17	MINDE Kristine	VfL Wolfsburg (GER)	480	0	
	19	KVAMME Cecilie Redisch	IL Sandviken (NOR)	0	0	
MIDFIELDERS	8	RISA Vilde Boe	Kopparbergs/Göteborg FC (SWE)	473	0	
	13	ASLAND Therese Sessy	LSK Kvinner FK (NOR)	0	0	
	14	ENGEN Ingrid Syrstad	LSK Kvinner FK (NOR)	480	0	
	15	EIKELAND Amalie Vevle	IL Sandviken (NOR)	16	0	
	16	REITEN Guro	LSK Kvinner FK (NOR)	463	1	1
	18	MAANUM Frida	Linköpings FC (SWE)	91	0	
	20	HAAVI Emilie	LSK Kvinner FK (NOR)	1	0	
FORWARDS	21	SAEVIK Karina	Kolbotn IL (NOR)	257	0	1
	7	THORSNES Elise	LSK Kvinner FK (NOR)	31	0	
	9	HERLOVSEN Isabell	Kolbotn IL (NOR)	416	2	
	10	GRAHAM HANSEN Caroline	VfL Wolfsburg (GER)	444	1	1
	11	UTLAND Lisa-Marie	FC Rosengard (SWE)	208	1	
	22	NAUTNES Emilie	Arna-Bjørnar (NOR)	0	0	

NO. = Squad number; = Clean sheets; MINS = Minutes played; G = Goals; A = Assists.

Average possession

49% Total

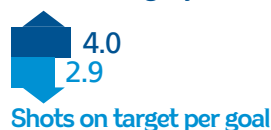


Shots per match



Shots per goal

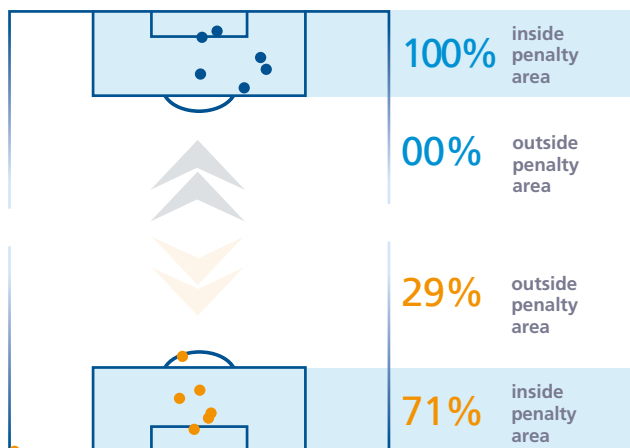
Shots on target per match



7

Goals scored

Goal location



2 open-play goals

3 set-piece goals

2 own-goals

	from corners	1
	from free kicks	0
	from penalties	2
	from throw-ins	0

7

Goals conceded

Goal location

4 open-play goals

3 set-piece goals

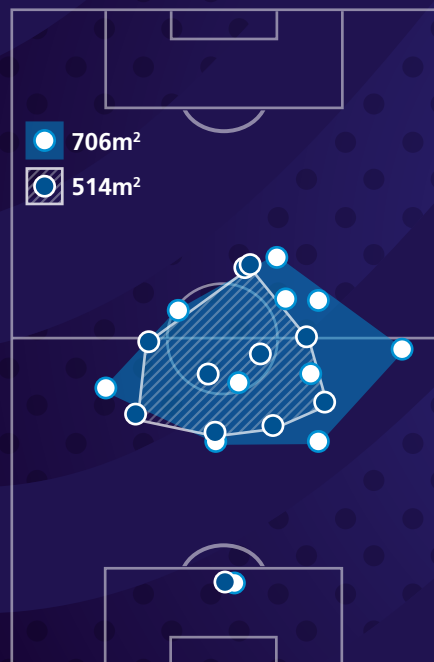
0 own-goals

	from corners	1
	from free kicks	1
	from penalties	1
	from throw-ins	0



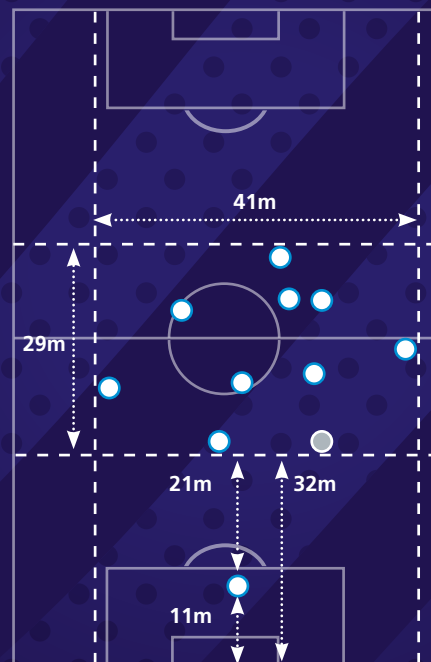
Team compactness

- In possession
- Out of possession

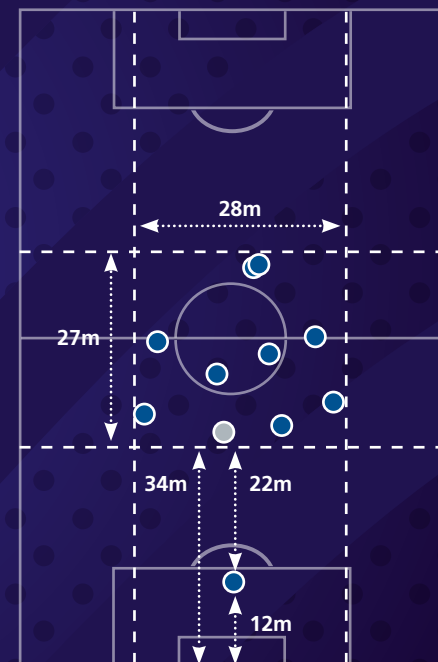


Team shape

- In possession
- Deepest defender

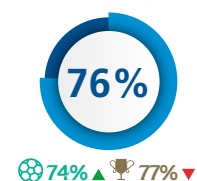


- Out of possession
- Deepest defender



The representation of player positions has been taken from one match. Team compactness and team shape data represents the team's tournament average.

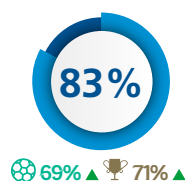
Team passing accuracy



Team passes 454

Final third	64%	61
Middle third	74%	211
Defensive third	82%	182

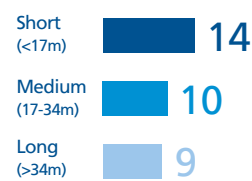
Goalkeeper passing success



Goalkeeper passes



Goalkeeper passing length



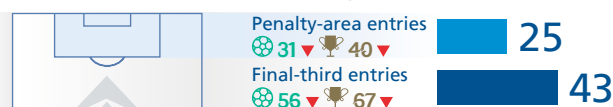
Defensive line breaks



Defensive line breaks against



Attacking entries



Attacking entries against



Opponents bypassed



Opposition defenders bypassed



Own players bypassed



Own defenders bypassed



% of final-third entries leading to shots



>23 km/h



19-23 km/h



13-19 km/h



7-13 km/h



0-7 km/h



Total distance (km) 111.9

Distance >19 km/h 7,151

Distance >23 km/h 1,983

Activities >23 km/h 105



FIFA Women's World Cup France 2019™

7 June – 7 July

▶	GROUP STAGE
▶	09.06.2019
▶	ENG 2-1 SCO
▶	14.06.2019
▶	JPN 2-1 SCO
▶	19.06.2019
▶	SCO 3-3 ARG
	ROUND OF 16
	-
	QUARTER-FINAL
	-
	SEMI-FINAL
	-
	FINAL
	-



Head coach

KERR Shelley (SCO)

Technical staff

THOMSON Andy (Assistant coach)
 BANKS Steve (Goalkeeping coach)
 LOWRY James (Fitness coach)
 MITCHELL Liam (Fitness coach)

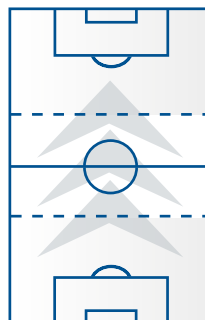
FIFA Women's World Cup France 2019™ squad

	NO.	NAME	CLUB (COUNTRY)	MINS	G	A
GOALKEEPERS	1	ALEXANDER Lee	Glasgow City LFC (SCO)	270	0	
	12	LYNN Shannon	Vittsjö GIK (SWE)	0	0	
	21	FIFE Jenna	Hibernian LFC (SCO)	0	0	
DEFENDERS	2	SMITH Kirsty	Manchester United WFC (ENG)	211	0	
	3	DOCHERTY Nicola	Glasgow City LFC (SCO)	145	0	
	4	CORSIE Rachel	C	Utah Royals FC (USA)	270	0
	5	BEATTIE Jenny	Manchester City WFC (ENG)	270	1	
	7	LAUDER Hayley	Glasgow City LFC (SCO)	90	0	
	14	ARTHUR Chloe	Birmingham City WFC (ENG)	15	0	
	15	HOWARD Sophie	Reading FCW (ENG)	79	0	
MIDFIELDERS	17	MURRAY Joelle	Hibernian LFC (SCO)	0	0	
	6	LOVE Jo	Glasgow City LFC (SCO)	0	0	
	8	LITTLE Kim	Arsenal WFC (ENG)	270	1	
	9	WEIR Caroline	Manchester City WFC (ENG)	270	0	1
	10	CRICHTON Leanne	Glasgow City LFC (SCO)	90	0	
	16	MURRAY Christie	Liverpool FCW (ENG)	87	0	
	23	ARNOT Lizzie	Manchester United WFC (ENG)	63	0	
	11	EVANS Lisa	Arsenal WFC (ENG)	261	0	1
	13	ROSS Jane	West Ham United WFC (ENG)	76	0	
	18	EMSLIE Claire	Manchester City WFC (ENG)	210	1	
FORWARDS	19	CLELLAND Lana	ACF Fiorentina (ITA)	14	1	
	20	BROWN Fiona	FC Rosengård (SWE)	9	0	
	22	CUTHBERT Erin	Chelsea FCW (ENG)	270	1	1

NO. = Squad number; = Clean sheets; MINS = Minutes played; G = Goals; A = Assists.

Average possession

48% Total



24% Final third

38% Middle third

38% Defensive third

Shots per match



Shots per goal

Shots on target per match



Shots on target per goal

5

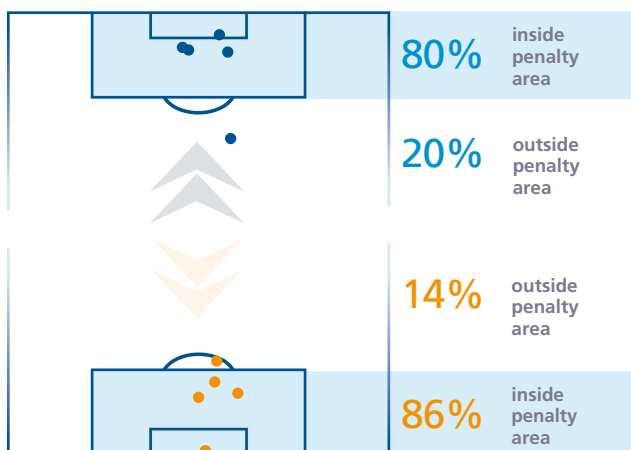
Goals scored

Goal location

7

Goals conceded

Goal location



80% inside penalty area

20% outside penalty area

14% outside penalty area

86% inside penalty area

4 open-play goals

1 set-piece goals

0 own-goals

3 open-play goals

3 set-piece goals

1 own-goals

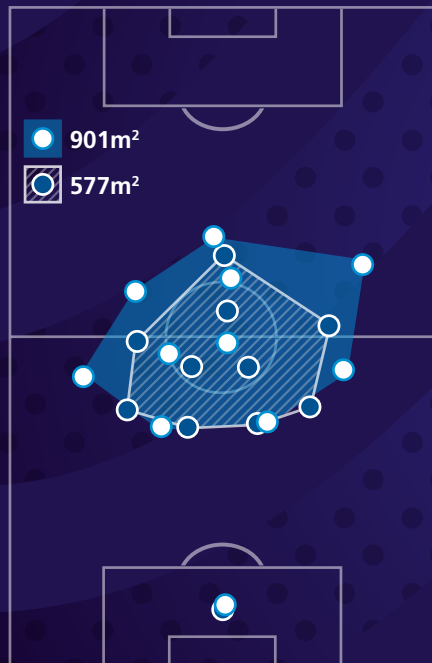
from corners 1
 from free kicks 0
 from penalties 0
 from throw-ins 0

from corners 0
 from free kicks 0
 from penalties 3
 from throw-ins 0



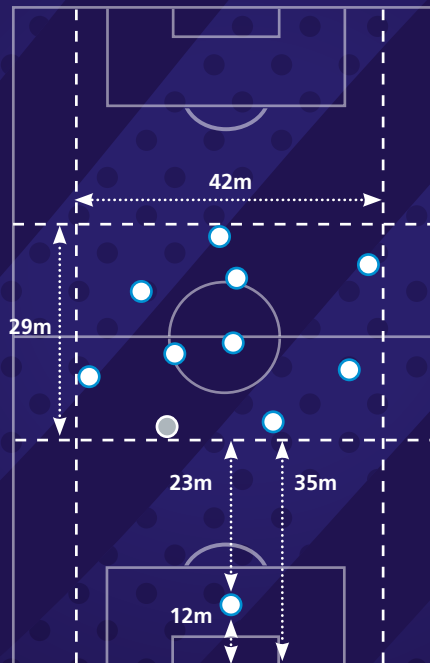
Team compactness

- In possession
- Out of possession

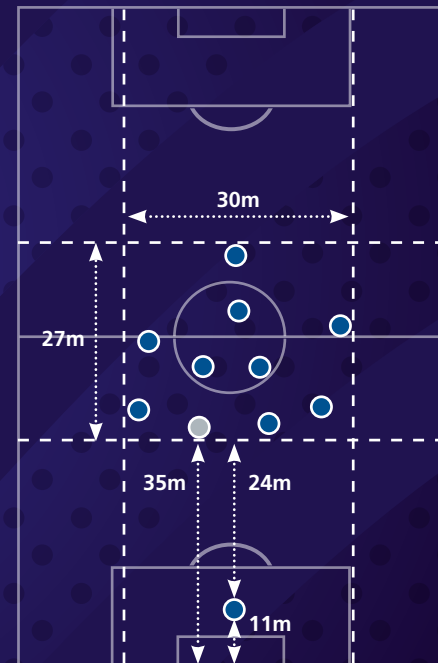


Team shape

- In possession
- Deepest defender



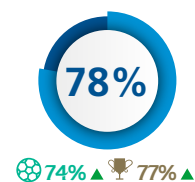
- Out of possession
- Deepest defender



The representation of player positions has been taken from one match. Team compactness and team shape data represents the team's tournament average.

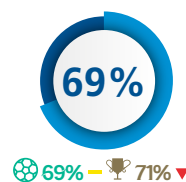
Team passing accuracy

Team passes 440



Final third	70%	73
Middle third	80%	197
Defensive third	81%	170

Goalkeeper passing success



Goalkeeper passes



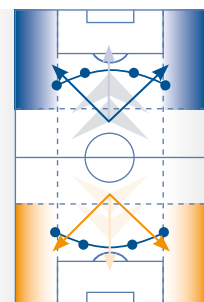
30

29 ▲ 21 ▲

Goalkeeper passing length

Short (<17m)	8
Medium (17-34m)	9
Long (>34m)	13

Defensive line breaks



Inside line breaks	2
Outside line breaks	9

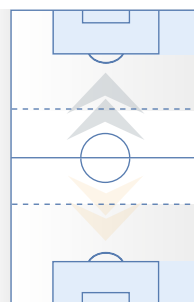
3 ▼ 4 ▼
8 ▲ 13 ▼

Defensive line breaks against

Inside line breaks	4
Outside line breaks	9

3 ▲ 2 ▲
8 ▲ 5 ▲

Attacking entries



Penalty-area entries	26
Final-third entries	46

31 ▼ 40 ▼
56 ▼ 67 ▼

Attacking entries against

Final-third entries	51
Penalty-area entries	36

56 ▼ 47 ▲
31 ▲ 20 ▲

Opponents bypassed

311 ▼ 333 ▼

Opposition defenders bypassed

45 ▼ 50 ▼

Own players bypassed

311 ▲ 236 ▲

Own defenders bypassed

45 ▲ 30 ▲

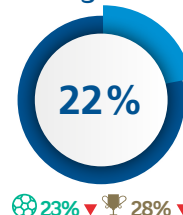
298

44

401

62

% of final-third entries leading to shots



>23 km/h

1,808m ▼ 1,848m ▼

19-23 km/h

4,958m ▼ 4,975m ▼

13-19 km/h

21,819m ▼ 22,465m ▼

7-13 km/h

39,401m ▼ 40,572m ▼

0-7 km/h

41,306m ▲ 40,477m ▲

1,369_m4,177_m20,500_m38,150_m42,116_m

Total distance (km) 106.3

Distance >19 km/h 5,546

Distance >23 km/h 1,369

Activities >23 km/h 76



FIFA Women's World Cup France 2019™

7 June – 7 July

GROUP STAGE	08.06.2019	ESP 3-1 RSA
	13.06.2019	RSA 0-1 CHN
	17.06.2019	RSA 0-4 GER
ROUND OF 16	-	-
QUARTER-FINAL	-	-
SEMI-FINAL	-	-
FINAL	-	-



Head coach

ELLIS Desiree (RSA)

Technical staff

MBULI Thinasonke (Assistant coach)
COX Cameron (Goalkeeping coach)
BERDIEN Riedoh (Fitness coach)

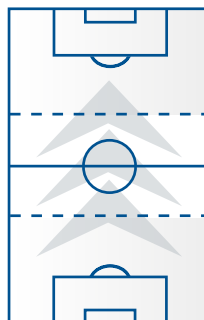
FIFA Women's World Cup France 2019™ squad

	NO.	NAME	CLUB (COUNTRY)	MIN	G	A
GOALKEEPERS	1	MPURU Mapaseka	Tuks LFC (RSA)	0	0	
	16	DLAMINI Andile	Mamelodi Sundowns LFC (RSA)	180	0	
	20	SWART Kaylin	Golden Stars FC (RSA)	90	0	
DEFENDERS	2	RAMALEPE Lebohlang	Ma-Indies FC (RSA)	270	0	
	3	VILAKAZI Nothando	FK Gintra Universitas (LTU)	171	0	
	4	MATLOU Noko	Ma-Indies FC (RSA)	270	0	
	5	VAN WYK Janine	C JVW FC (RSA)	270	0	
	7	DHLAMINI Karabo	Mamelodi Sundowns LFC (RSA)	0	0	
	13	MBANE Bambanani	Bloemfontein Celtic Ladies (RSA)	90	0	
	14	MAKHUBELA Tiisetso	Mamelodi Sundowns LFC (RSA)	0	0	
	18	GAMEDDE Bongeka	Univ. of Western Cape (RSA)	0	0	
MIDFIELDERS	6	MAKHABANE Mamello	JVW FC (RSA)	180	0	
	10	MOTLHALO Linda	Beijing BG Phoenix FC (CHN)	60	0	1
	15	JANE Refiloe	Canberra United FC (AUS)	262	0	
	17	SMEDA Leandra	Vittsjo GIK (SWE)	32	0	
	19	BIYANA Kholosa	University of KwaZulu Natal (RSA)	269	0	
	21	NDIMENI Busisiwe	Tshwane Univ. Technology (RSA)	128	0	
FORWARDS	23	HOLWENI Sibulele	Sophakama Ladies (RSA)	72	0	
	8	FULUTUDILU Ode	Malaga CF (ESP)	182	0	
	9	MTHANDI Amanda	Univ. Johannesburg (RSA)	101	0	
	11	KGATLANA Thembi	Beijing BG Phoenix FC (CHN)	225	1	
	12	SEOPOSENWE Jermaine	FK Gintra Universitas (LTU)	64	0	
	22	MULAUDZI Rhoda	N/A (Free Agent)	45	0	

NO. = Squad number; = Clean sheets; MIN = Minutes played; G = Goals; A = Assists.

Average possession

42% Total



Shots per match

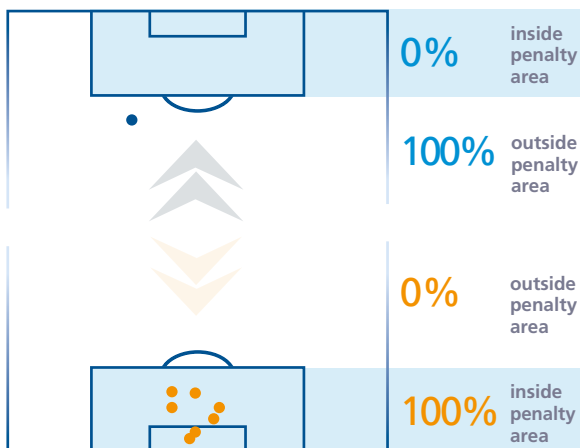


Shots per goal

Shots on target per match



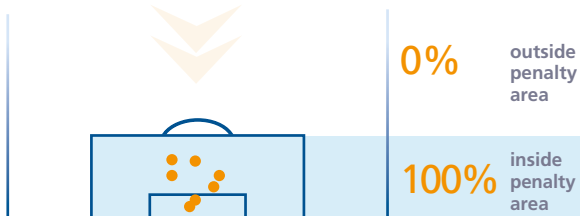
1
Goals scored
Goal location



1 open-play goals
0 set-piece goals
0 own-goals

from corners 0
from free kicks 0
from penalties 0
from throw-ins 0

8
Goals conceded
Goal location



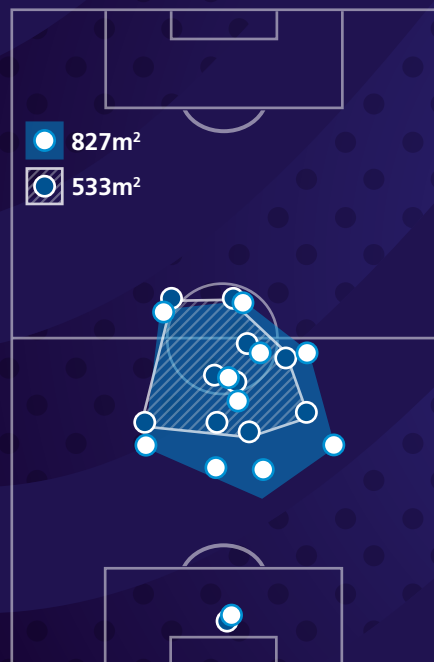
4 open-play goals
4 set-piece goals
0 own-goals

from corners 1
from free kicks 1
from penalties 2
from throw-ins 0



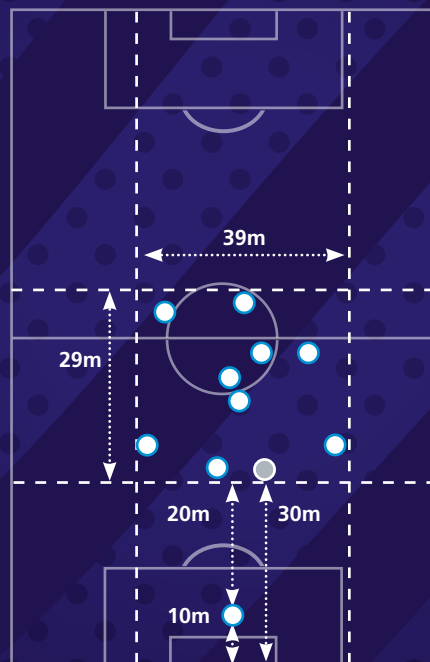
Team compactness

- In possession
- Out of possession

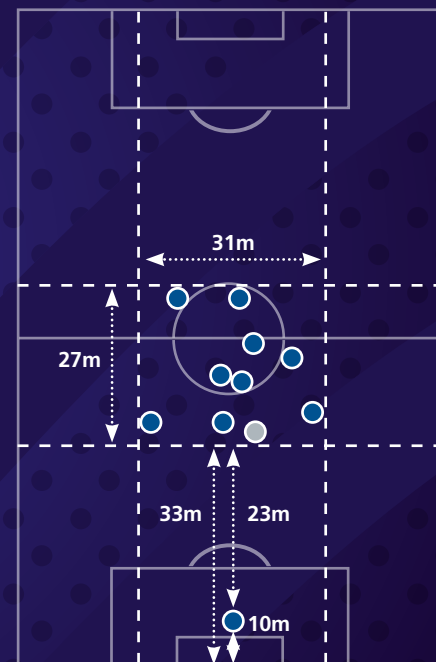


Team shape

- In possession
- Deepest defender



- Out of possession
- Deepest defender



The representation of player positions has been taken from one match. Team compactness and team shape data represents the team's tournament average.

Team passing accuracy

Team passes 382

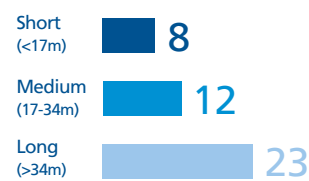
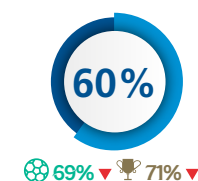


Final third	62%	42
Middle third	66%	181
Defensive third	69%	159


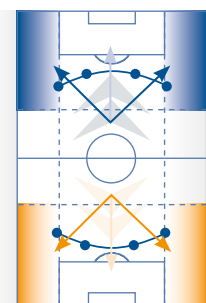
Goalkeeper passing success

Goalkeeper passes

Goalkeeper passing length



Defensive line breaks



Defensive line breaks against



Attacking entries



Attacking entries against



Opponents bypassed

311 ▼ 333 ▼

Opposition defenders bypassed

45 ▼ 50 ▼

Own players bypassed

311 ▲ 236 ▲

Own defenders bypassed

45 ▲ 30 ▲

211

33

435

91

% of final-third entries leading to shots



>23 km/h

1,808m ▼ 1,848m ▼

19-23 km/h

4,958m ▼ 4,975m ▼

13-19 km/h

21,819m ▼ 22,465m ▼

7-13 km/h

39,401m ▼ 40,572m ▼

0-7 km/h

41,306m ▼ 40,477m ▼

1,604m

4,510m

21,559m

37,587m

40,343m

Total distance (km) 105.6

Distance >19 km/h 6,114

Distance >23 km/h 1,604

Activities >23 km/h 96


FIFA Women's World Cup France 2019™

7 June – 7 July

GROUP STAGE

08.06.2019

ESP 3-1 RSA

12.06.2019

GER 1-0 ESP

17.06.2019

CHN 0-0 ESP
ROUND OF 16

24.06.2019

ESP 1-2 USA
QUARTER-FINAL

-

SEMI-FINAL


-

FINAL

-




ALEXIA



PATRI



J. HERMOSO



LOSADA



BONMATI




LEILA



MARIA LEON



VIRGINIA



PAREDES



M. CORREDERA



L. GALLARDO

Head coach

VILDA Jorge (ESP)

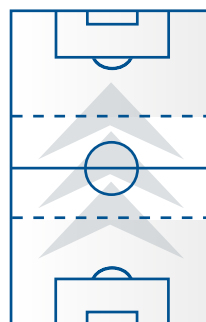
Technical staff

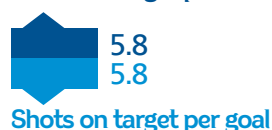
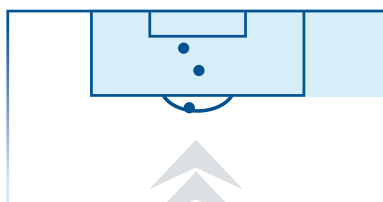
 TOMÉ Montse (Assistant coach)
 SANCHEZ Carlos (Goalkeeping coach)
 GONZALO Eugenio (Fitness coach)

FIFA Women's World Cup France 2019™ squad

	NO.	NAME	CLUB (COUNTRY)	MINS	G	A
GOALKEEPERS	1	GALLARDO Dolores	Atletico Madrid (ESP)	0	0	
	13	PANOS Sandra	FC Barcelona (ESP)	360	0	
	23	QUINONES Maria	Real Sociedad (ESP)	0	0	
DEFENDERS	2	JIMENEZ Celia	Reign FC (USA)	4	0	
	3	OUAHABI Leila	FC Barcelona (ESP)	180	0	
	4	PAREDES Irene	C Paris Saint-Germain FC (FRA)	360	0	
	5	ANDRES Ivana	Levante UD (ESP)	0	0	
	7	CORREDERA Marta	Levante UD (ESP)	360	0	
	8	TORREJON Marta	C FC Barcelona (ESP)	180	0	
	16	LEON Maria	FC Barcelona (ESP)	360	0	
	20	PEREIRA Andrea	FC Barcelona (ESP)	0	0	
MIDFIELDERS	6	LOSADA Vicky	FC Barcelona (ESP)	77	0	
	11	PUTELLAS Alexia	FC Barcelona (ESP)	251	0	
	12	GUIJARRO Patri	FC Barcelona (ESP)	204	0	
	14	TORRECILLA Virginia	Montpellier HSC (FRA)	353	0	1
	15	MESEGUER Silvia	Atletico Madrid (ESP)	66	0	
	18	BONMATI Aitana	FC Barcelona (ESP)	58	0	
	19	SAMPEDRO Amanda	Atletico Madrid (ESP)	45	0	
	9	CALDENTEY Mariona	FC Barcelona (ESP)	201	0	
	10	HERMOSO Jennifer	Atletico Madrid (ESP)	360	3	
	17	GARCIA Lucia	Athletic Bilbao (ESP)	252	1	1
FORWARDS	21	FALCON Andrea	Atletico Madrid (ESP)	57	0	
	22	GARCIA Nahikari	Real Sociedad (ESP)	232	0	

NO. = Squad number; = Clean sheets; MINS = Minutes played; G = Goals; A = Assists.

Average possession
58% Total

Shots per match

Shots per goal
Shots on target per match

4
Goals scored
 Goal location

75% inside penalty area

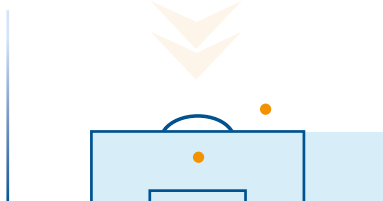
25% outside penalty area

2 open-play goals

2 set-piece goals

0 own-goals

	from corners	0
	from free kicks	0
	from penalties	2
	from throw-ins	0

4
Goals conceded
 Goal location

25% outside penalty area

75% inside penalty area

2 open-play goals

2 set-piece goals

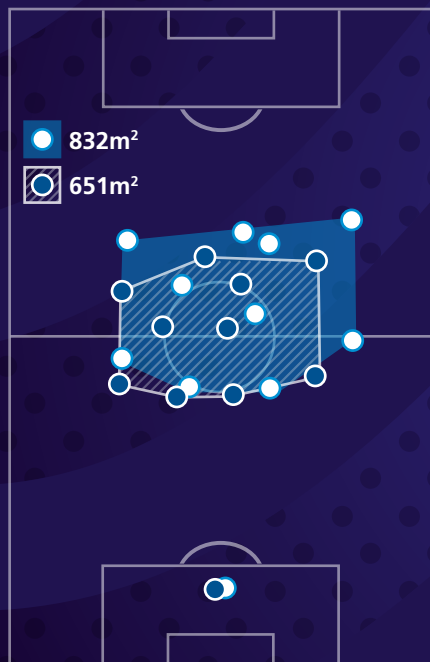
0 own-goals

	from corners	0
	from free kicks	0
	from penalties	2
	from throw-ins	0



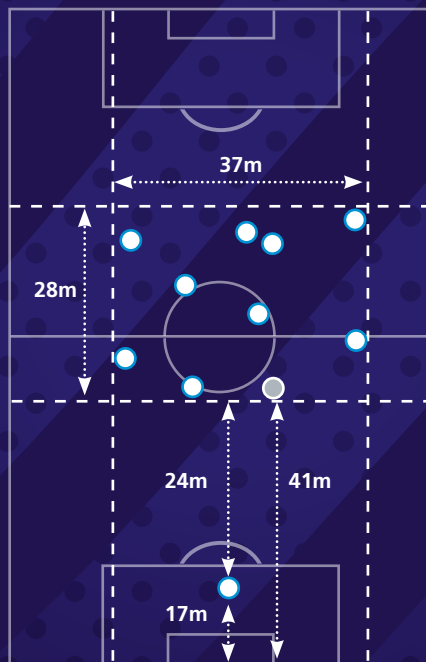
Team compactness

- In possession
- Out of possession

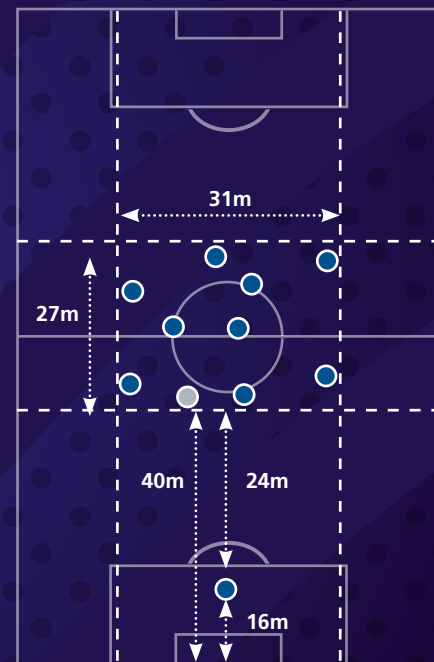


Team shape

- In possession
- Deepest defender



- Out of possession
- Deepest defender

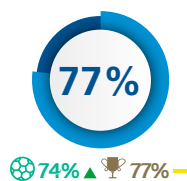


The representation of player positions has been taken from one match. Team compactness and team shape data represents the team's tournament average.

Team passing accuracy

Team passes

544



Final third	78%	131
Middle third	78%	305
Defensive third	76%	108

Goalkeeper passing success




Goalkeeper passes

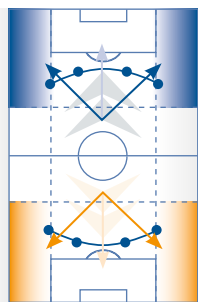
20

29 ▼ 21 ▼

Goalkeeper passing length



Defensive line breaks

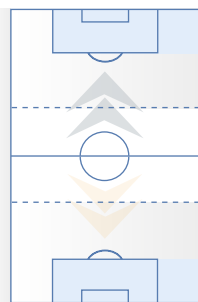


Inside line breaks	5
Outside line breaks	9

Defensive line breaks against

Inside line breaks	3
Outside line breaks	9

Attacking entries



Penalty-area entries	46
Final-third entries	80

Attacking entries against

Final-third entries	46
Penalty-area entries	17

Opponents bypassed

311 ▲ 333 ▲

Opposition defenders bypassed

45 ▲ 50 ▲

Own players bypassed

311 ▼ 236 —

Own defenders bypassed

45 ▼ 30 ▲

>23 km/h

1,808m ▼ 1,848m ▼

19-23 km/h

4,958m ▲ 4,975m ▲

13-19 km/h

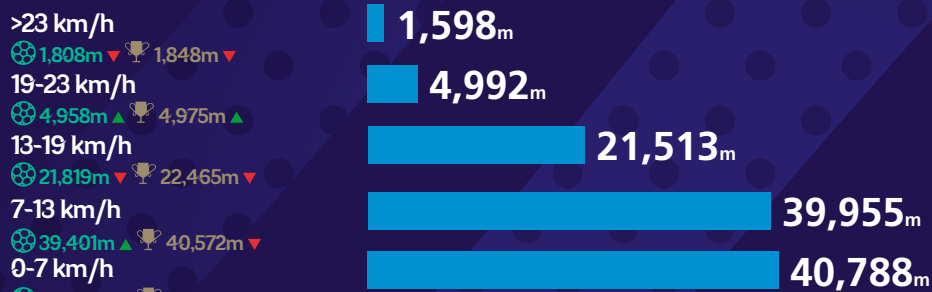
21,819m ▼ 22,465m ▼

7-13 km/h

39,401m ▲ 40,572m ▼

0-7 km/h

41,306m ▼ 40,477m ▲



% of final-third entries leading to shots



Total distance (km) 108.8

Distance >19 km/h 6,590

Distance >23 km/h 1,598

Activities >23 km/h 89



FIFA Women's World Cup France 2019™

7 June – 7 July

- GROUP STAGE
11.06.2019
CHI 0-2 SWE
16.06.2019
SWE 5-1 THA
20.06.2019
SWE 0-2 USA
- ROUND OF 16
24.06.2019
SWE 1-0 CAN
- QUARTER-FINAL
29.06.2019
GER 1-2 SWE
- SEMI-FINAL
03.07.2019
NED 1-0 SWE
Netherlands win after extra time
- MATCH FOR THIRD PLACE
06.07.2019
ENG 1-2 SWE

FIFA Women's World Cup France 2019™ squad

	NO.	NAME	CLUB (COUNTRY)	MINS	G	A
GOALKEEPERS	1	LINDAHL Hedvig	Chelsea FCW (ENG)	660	0	
	12	FALK Jennifer	Kopparbergs/Göteborg FC (SWE)	0	0	
	21	MUSOVIC Zecira	FC Rosengard (SWE)	0	0	
DEFENDERS	2	ANDERSSON Jonna	Chelsea FCW (ENG)	99	0	
	3	SEMBRANT Linda	Montpellier HSC (FRA)	660	1	1
	4	GLAS Hanna	Paris Saint-Germain FC (FRA)	597	0	
	5	FISCHER Nilla	VfL Wolfsburg (GER)	546	0	
	6	ERIKSSON Magdalena	Chelsea FCW (ENG)	561	0	1
	13	ILESTEDT Amanda	1. FFC Turbine Potsdam (GER)	132	0	
MIDFIELDERS	15	BJORN Nathalie	FC Rosengard (SWE)	177	0	
	7	JANOBY Madelen	Piteå IF (SWE)	95	1	
	9	ASLLANI Kosovare	Linköpings FC (SWE)	604	3	1
	14	RODDAR Julia	Kopparbergs/Göteborg FC (SWE)	0	0	
	16	ZIGIOTTI Julia	Kopparbergs/Göteborg FC (SWE)	176	0	
	17	SEGER Caroline	FC Rosengard (SWE)	612	0	
	22	SCHOUGH Olivia	Djurgårdens IF DFF (SWE)	77	0	
FORWARDS	23	RUBENSSON Elin	Kopparbergs/Göteborg FC (SWE)	415	1	1
	8	HURTIG Lina	Linköpings FC (SWE)	270	1	
	10	JAKOBSSON Sofia	Montpellier HSC (FRA)	570	2	
	11	BLACKSTENIUS Stina	Linköpings FC (SWE)	535	2	1
	18	ROLFO Fridolina	FC Bayern München (GER)	349	1	
	19	ANVEGARD Anna	Växjö DFF (SWE)	103	0	1
	20	LARSSON Mimmi	Linköpings FC (SWE)	22	0	

NO. = Squad number; = Clean sheets; MINS = Minutes played; G = Goals; A = Assists.

Head coach

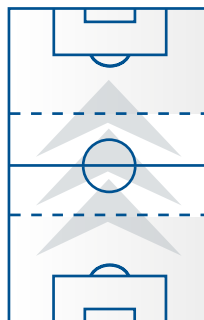
GERHARDSSON Peter (SWE)

Technical staff

WIKMAN Magnus (Assistant coach)
HÅKANSSON Tomas (Goalkeeping coach)
EKBLOM Pontus (Fitness coach)

Average possession

48% Total



Shots per match



Shots per goal

Shots on target per match



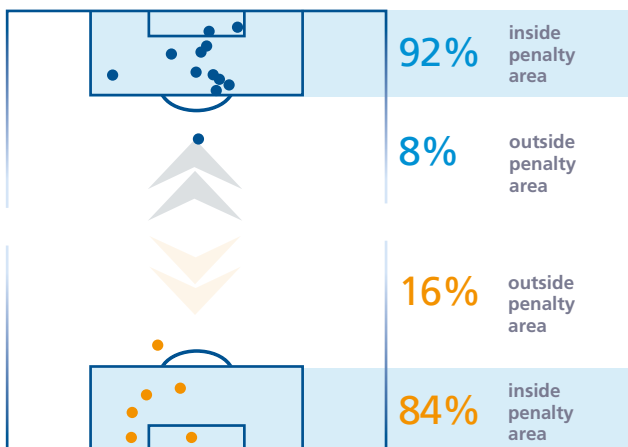
Shots on target per goal

12

Goals scored
Goal location

6

Goals conceded
Goal location



10 open-play goals

2 set-piece goals

0 own-goals

- from corners 0
- from free kicks 1
- from penalties 1
- from throw-ins 0

4 open-play goals

1 set-piece goals

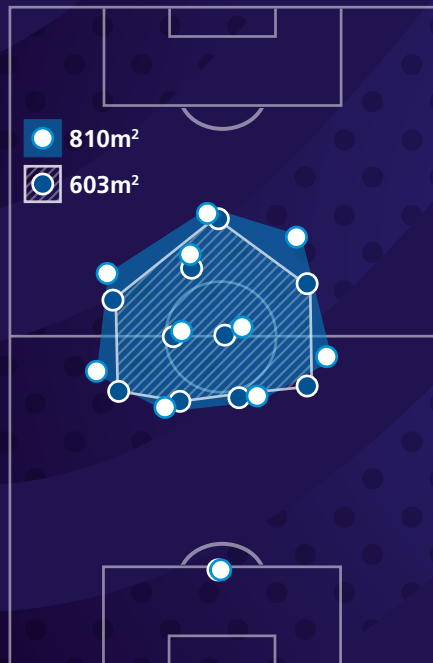
1 own-goals

- from corners 1
- from free kicks 0
- from penalties 0
- from throw-ins 0



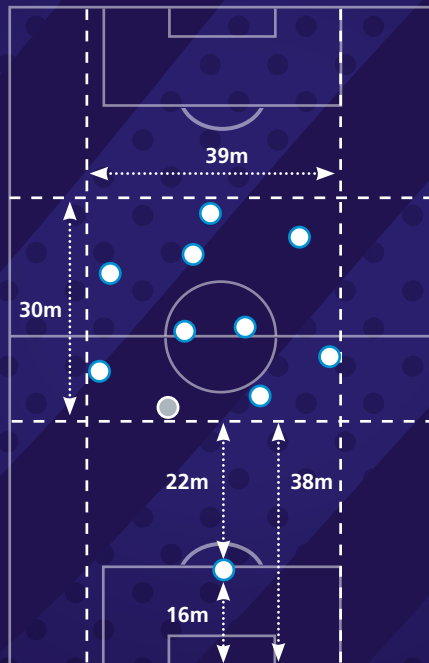
Team compactness

- In possession
- Out of possession

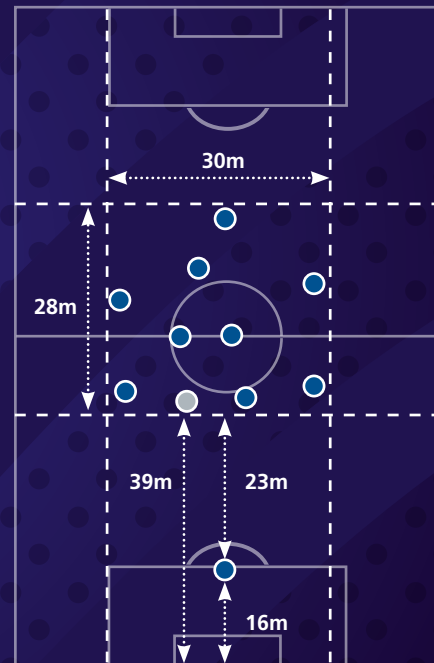


Team shape

- In possession
- Deepest defender

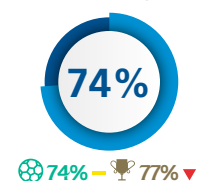


- Out of possession
- Deepest defender



The representation of player positions has been taken from one match. Team compactness and team shape data represents the team's tournament average.

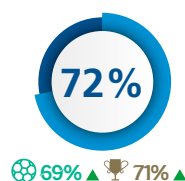
Team passing accuracy



Team passes 443

Final third	75%	98
Middle third	77%	229
Defensive third	75%	116

Goalkeeper passing success



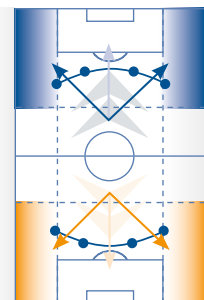
Goalkeeper passes



Goalkeeper passing length

Short (<17m)	7
Medium (17-34m)	9
Long (>34m)	15

Defensive line breaks

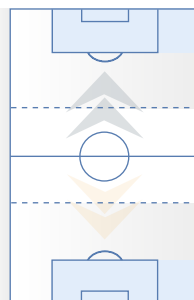


Inside line breaks	4
Outside line breaks	9

Defensive line breaks against

Inside line breaks	3
Outside line breaks	7

Attacking entries



Penalty-area entries	32
Final-third entries	58

Attacking entries against

Final-third entries	50
Penalty-area entries	31

Opponents bypassed

311 333

Opposition defenders bypassed

45 50

Own players bypassed

311 236

Own defenders bypassed

45 30

311

46

318

39

% of final-third entries leading to shots



>23 km/h

1,808m 1,848m

19-23 km/h

4,958m 4,975m

13-19 km/h

21,819m 22,465m

7-13 km/h

39,401m 40,572m

0-7 km/h

41,306m 40,477m

1,782m

4,773m

21,846m

41,624m

43,713m

Total distance (km) 113.7

Distance >19 km/h 6,555

Distance >23 km/h 1,782

Activities >23 km/h 98



FIFA Women's World Cup France 2019™

7 June – 7 July


▶	GROUP STAGE
▶	11.06.2019
▶	USA 13-0 THA
▶	16.06.2019
▶	SWE 5-1 THA
▶	20.06.2019
▶	THA 0-2 CHI
	ROUND OF 16
	-
	QUARTER-FINAL
	-
	SEMI-FINAL
	-
	FINAL
	-



R. THONGSOMBUT




S. SRANGTHAISONG



A. PHANCHA




K. SAENKHUN




NILD




S. INTAMEE



W. BOOTHDUANG




N. CHINWONG



S. CHOR CHAROENYING



K. SUNG-NGOEN



W. PHETWISSET

Head coach

SRATHONGVIAN Nuengrutai (THA)

Technical staff

SRITONG-IN Natipon (Assistant coach)
 KHUMPIAM Chaiyong (Goalkeeping coach)
 SUDTAVEE Kanyawee (Goalkeeping coach)
 DUANGJAI Tosaphon (Fitness coach)
 POLYAI Natrapee (Fitness coach)

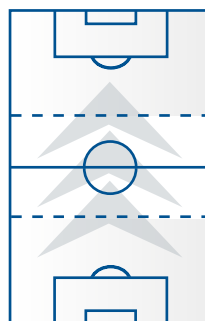
FIFA Women's World Cup France 2019™ squad

	NO.	NAME	CLUB (COUNTRY)	MINS	G	A
GOALKEEPERS	1	BOONSING Waraporn	Bundit Asia (THA)	180	0	
	18	CHOR CHAROENYING Sukanya	Air Force Central FC (THA)	90	0	
	22	SORNPAO Tiffany	Kennesaw State Owls (USA)	0	0	
DEFENDERS	2	SAENKHUN Kanjanaporn	Bundit Asia (THA)	91	0	
	3	CHINWONG Natthakarn	Bundit Asia (THA)	270	0	
	4	SRITALA Duangnapa	Bangkok FC (THA)	0	0	
	5	PHANCHA Ainon	Chonburi FC (THA)	270	0	
	9	PHETWISSET Warunee	Chonburi FC (THA)	160	0	
	10	SRANGTHAISONG Sunisa	Bundit Asia (THA)	270	0	
	11	CHUCHUEN Sudarat	Srisaket (THA)	18	0	
MIDFIELDERS	23	PHILAWAN Phonphirun	Bundit Asia (THA)	0	0	
	6	KHUEANPET Pikul	Bundit Asia (THA)	235	0	
	7	INTAMEE Silawan	Chonburi FC (THA)	252	0	
	13	SRIMANEE Orathai	Bundit Asia (THA)	43	0	
	15	WAENNGOEN Orapin	Bundit Asia (THA)	41	0	
	16	SAENGCHAN Khwanrudi	Bundit Asia (THA)	0	0	
	20	BOOTHDUANG Wilaiporn	Bangkok FC (THA)	35	0	
	21	SUNG-NGOEN Kanjana	C Bangkok FC (THA)	270	1	
	8	NILD Miranda	UC Berkeley (USA)	270	0	
	12	THONGSOMBUT Rattikan	Bundit Asia (THA)	179	0	
FORWARDS	14	PENGNGAM Saowalak	Chonburi FC (THA)	0	0	
	17	DANGDA Taneekarn	Bangkok FC (THA)	115	0	1
	19	SORNSAI Pitsamai	Chonburi FC (THA)	180	0	

NO. = Squad number; = Clean sheets; MINS = Minutes played; G = Goals; A = Assists.

Average possession

34% Total



6% Final third

27% Middle third

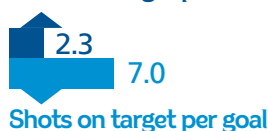
67% Defensive third

Shots per match



Shots per goal

Shots on target per match

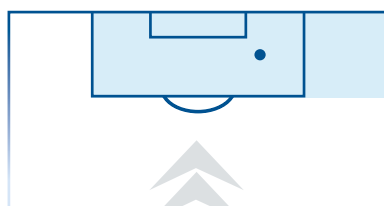


Shots on target per goal

1

Goals scored

Goal location



100% inside penalty area

0% outside penalty area

1 open-play goals

0 set-piece goals

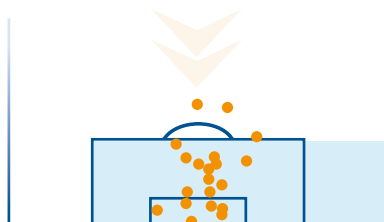
0 own-goals

	from corners	0
	from free kicks	0
	from penalties	0
	from throw-ins	0

20

Goals conceded

Goal location



15% outside penalty area

85% inside penalty area

15 open-play goals

4 set-piece goals

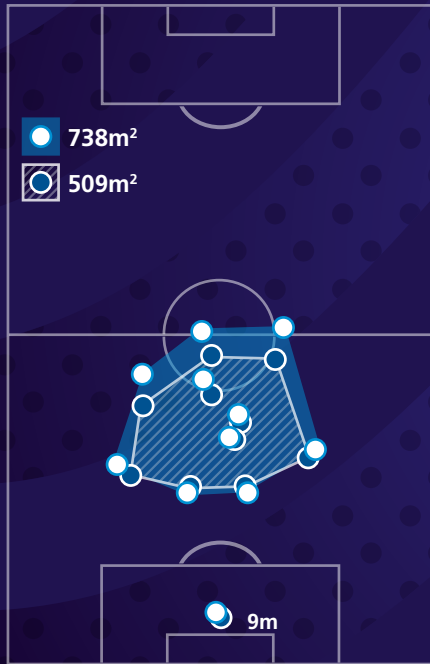
1 own-goals

	from corners	0
	from free kicks	3
	from penalties	1
	from throw-ins	0



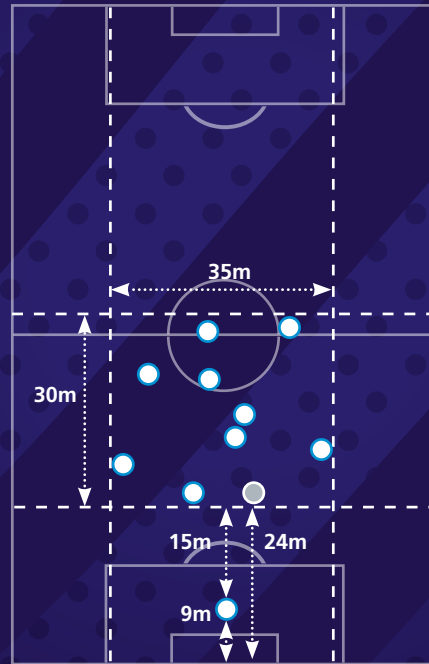
Team compactness

- In possession
- Out of possession

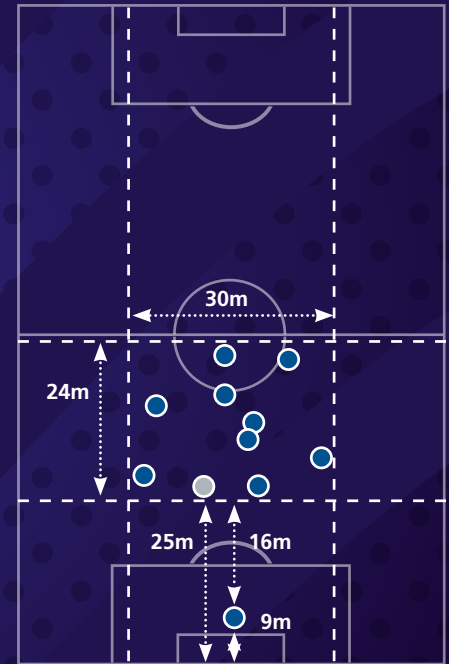


Team shape

- In possession
- Deepest defender



- Out of possession
- Deepest defender



The representation of player positions has been taken from one match. Team compactness and team shape data represents the team's tournament average.

Team passing accuracy

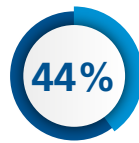
Team passes 306



74% ▼ 77% ▼

Final third	65%	20
Middle third	63%	121
Defensive third	62%	165

Goalkeeper passing success



69% ▼ 71% ▼

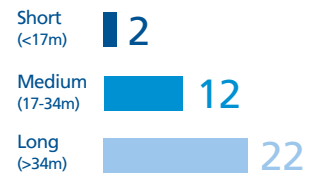
Goalkeeper passes



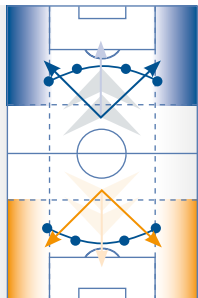
36

29 ▲ 21 ▲

Goalkeeper passing length



Defensive line breaks



Inside line breaks	2
Outside line breaks	2

Defensive line breaks against

Inside line breaks	8
Outside line breaks	17

Attacking entries



Penalty-area entries	11
Final-third entries	24

Attacking entries against

Final-third entries	100
Penalty-area entries	69

Opponents bypassed

311 ▼ 333 ▼

Opposition defenders bypassed

45 ▼ 50 ▼

Own players bypassed

311 ▲ 236 ▲

Own defenders bypassed

45 ▲ 30 ▲

>23 km/h

1,808m ▼ 1,848m ▼

19-23 km/h

4,958m ▼ 4,975m ▼

13-19 km/h

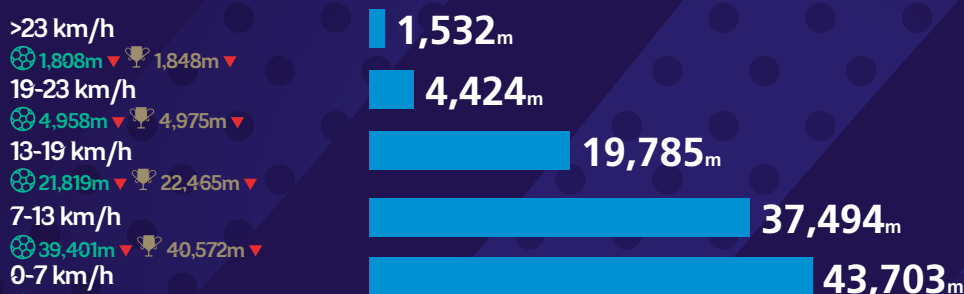
21,819m ▼ 22,465m ▼

7-13 km/h

39,401m ▼ 40,572m ▼

0-7 km/h

41,306m ▲ 40,477m ▲



% of final-third entries leading to shots



23% ▼ 28% ▼

Total distance (km) 106.9

Distance >19 km/h 5,956

Distance >23 km/h 1,532


Activities >23 km/h 87




FIFA Women's World Cup France 2019™

7 June – 7 July


▶	GROUP STAGE
▶	11.06.2019
▶	USA 13-0 THA
▶	16.06.2019
▶	USA 3-0 CHI
▶	20.06.2019
▶	SWE 0-2 USA
▶	ROUND OF 16
▶	24.06.2019
▶	ESP 1-2 USA
▶	QUARTER-FINAL
▶	28.06.2019
▶	FRA 1-2 USA
▶	SEMI-FINAL
▶	02.07.2019
▶	ENG 1-2 USA
▶	FINAL
▶	07.07.2019
▶	USA 2-0 NED




RAPINOE



MORGAN



HEATH



MEWIS



LAVELLE



DUNN




ERTZ




O'HARA



SAUERBRUNNIN



DAHLKEMPER



NAEHER

Head coach

ELLIS Jill (USA)

Technical staff

GUSTAVSSON Tony (Assistant coach)
SWANSON Steve (Assistant coach)
ABEL Graeme (Goalkeeping coach)
SCOTT Dawn (Fitness coach)

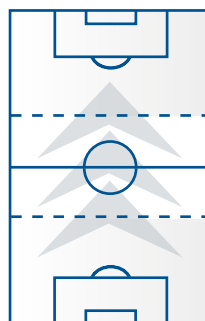
FIFA Women's World Cup France 2019™ squad

	NO.	NAME	CLUB (COUNTRY)	MINS	G	A
GOALKEEPERS	1	NAEHER Alyssa	Chicago Red Stars (USA)	630	0	
	18	HARRIS Ashlyn	Orlando Pride (USA)	0	0	
	21	FRANCH Adrianna	Portland Thorns FC (USA)	0	0	
DEFENDERS	4	SAUERBRUNN Becky	Utah Royals FC (USA)	540	0	
	5	O HARA Kelley	Utah Royals FC (USA)	492	0	2
	7	DAHLKEMPER Abby	NC Courage (USA)	622	0	
	11	KRIEGER Ali	Orlando Pride (USA)	138	0	
	12	DAVIDSON Tierna	Chicago Red Stars (USA)	90	0	2
MIDFIELDERS	14	SONNETT Emily	Portland Thorns FC (USA)	8	0	
	19	DUNN Crystal	NC Courage (USA)	540	0	1
	3	MEWIS Samantha	NC Courage (USA)	467	2	3
	6	BRIAN Morgan	Chicago Red Stars (USA)	90	0	
	8	ERTZ Julie	Chicago Red Stars (USA)	474	1	
	9	HORAN Lindsey	Portland Thorns FC (USA)	357	2	2
	16	LAVELLE Rose	Washington Spirit (USA)	427	3	
	20	LONG Allie	Reign FC (USA)	31	0	
	2	PUGH Mallory	Washington Spirit (USA)	118	1	1
	10	LLOYD Carli	C Sky Blue FC (USA)	194	3	
FORWARDS	13	MORGAN Alex	C Orlando Pride (USA)	490	6	3
	15	RAPINOE Megan	C Reign FC (USA)	428	6	3
	17	HEATH Tobin	Portland Thorns FC (USA)	494	0	1
	22	McDONALD Jessica	NC Courage (USA)	45	0	
	23	PRESS Christen	Utah Royals FC (USA)	255	1	1

NO. = Squad number; = Clean sheets; MINS = Minutes played; G = Goals; A = Assists.

Average possession

55% Total



Shots per match



Shots per goal

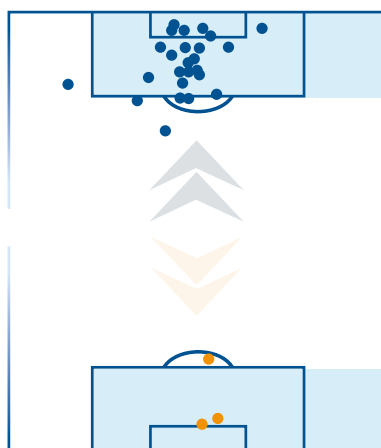
Shots on target per match



26

Goals scored

Goal location



69%

inside penalty area

31%

outside penalty area

16 open-play goals

9 set-piece goals

1 own-goals



from corners 3



from free kicks 3



from penalties 3

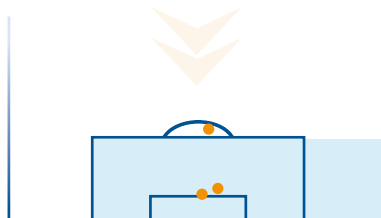


from throw-ins 0

3

Goals conceded

Goal location



33%

outside penalty area

67%

inside penalty area

2 open-play goals

1 set-piece goals

0 own-goals



from corners 0



from free kicks 1



from penalties 0

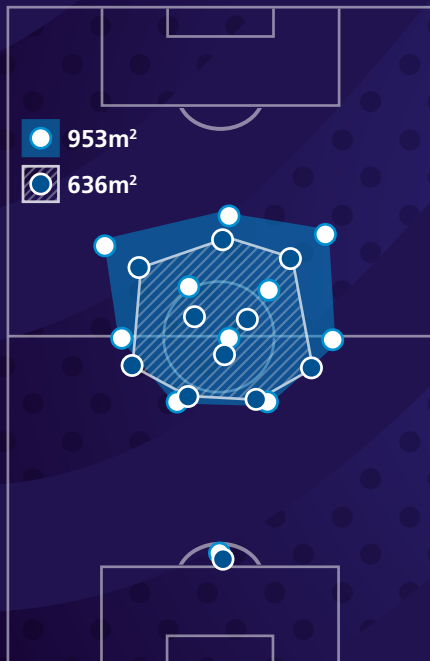


from throw-ins 0



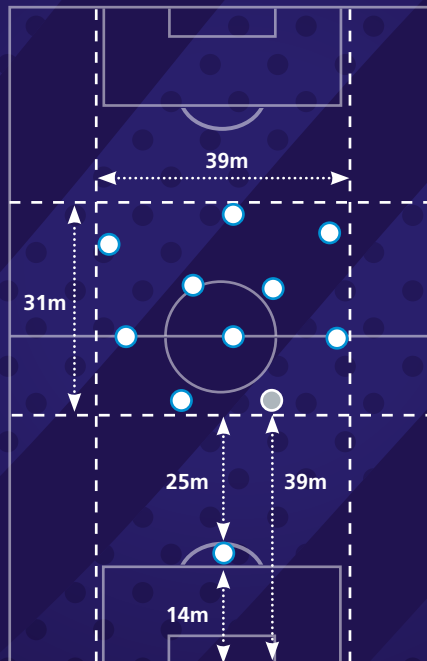
Team compactness

- In possession
- Out of possession

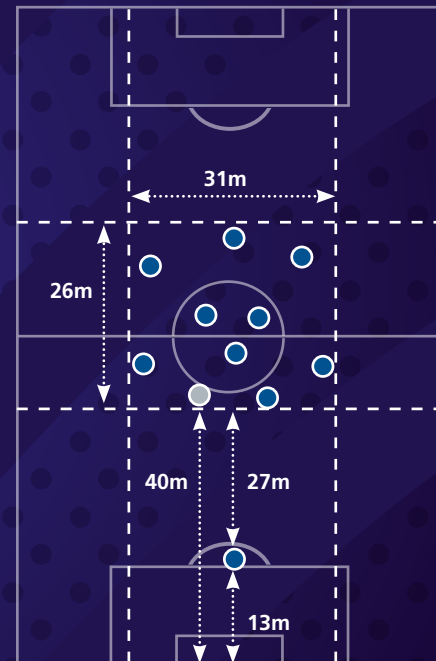


Team shape

- In possession
- Deepest defender



- Out of possession
- Deepest defender



The representation of player positions has been taken from one match. Team compactness and team shape data represents the team's tournament average.

Team passing accuracy



Team passes

505

Final third	75%	115
Middle third	79%	264
Defensive third	81%	126

Goalkeeper passing success



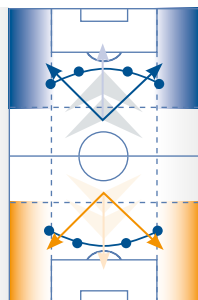
Goalkeeper passes



Goalkeeper passing length

Short (<17m)	4
Medium (17-34m)	4
Long (>34m)	13

Defensive line breaks

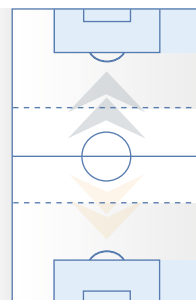


Inside line breaks	4
Outside line breaks	13

Defensive line breaks against

Inside line breaks	2
Outside line breaks	5

Attacking entries



Penalty-area entries	40
Final-third entries	67

Attacking entries against

Final-third entries	47
Penalty-area entries	20

Opponents bypassed




Opposition defenders bypassed



Own players bypassed



Own defenders bypassed



% of final-third entries leading to shots



>23 km/h



19-23 km/h



13-19 km/h



7-13 km/h



0-7 km/h



Total distance (km)

110.3

Distance >19 km/h

6,823

Distance >23 km/h

1,848

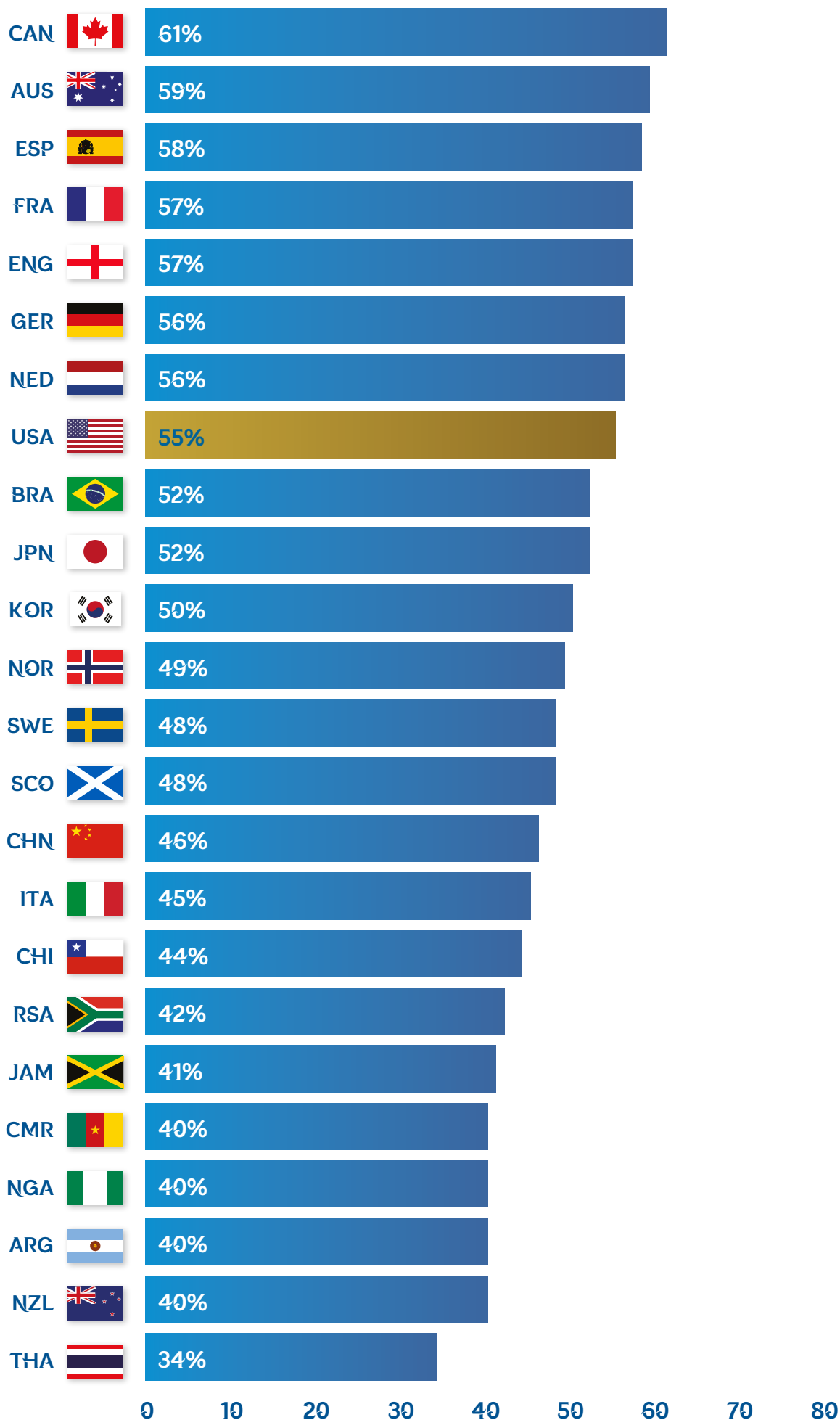
Activities >23 km/h

102

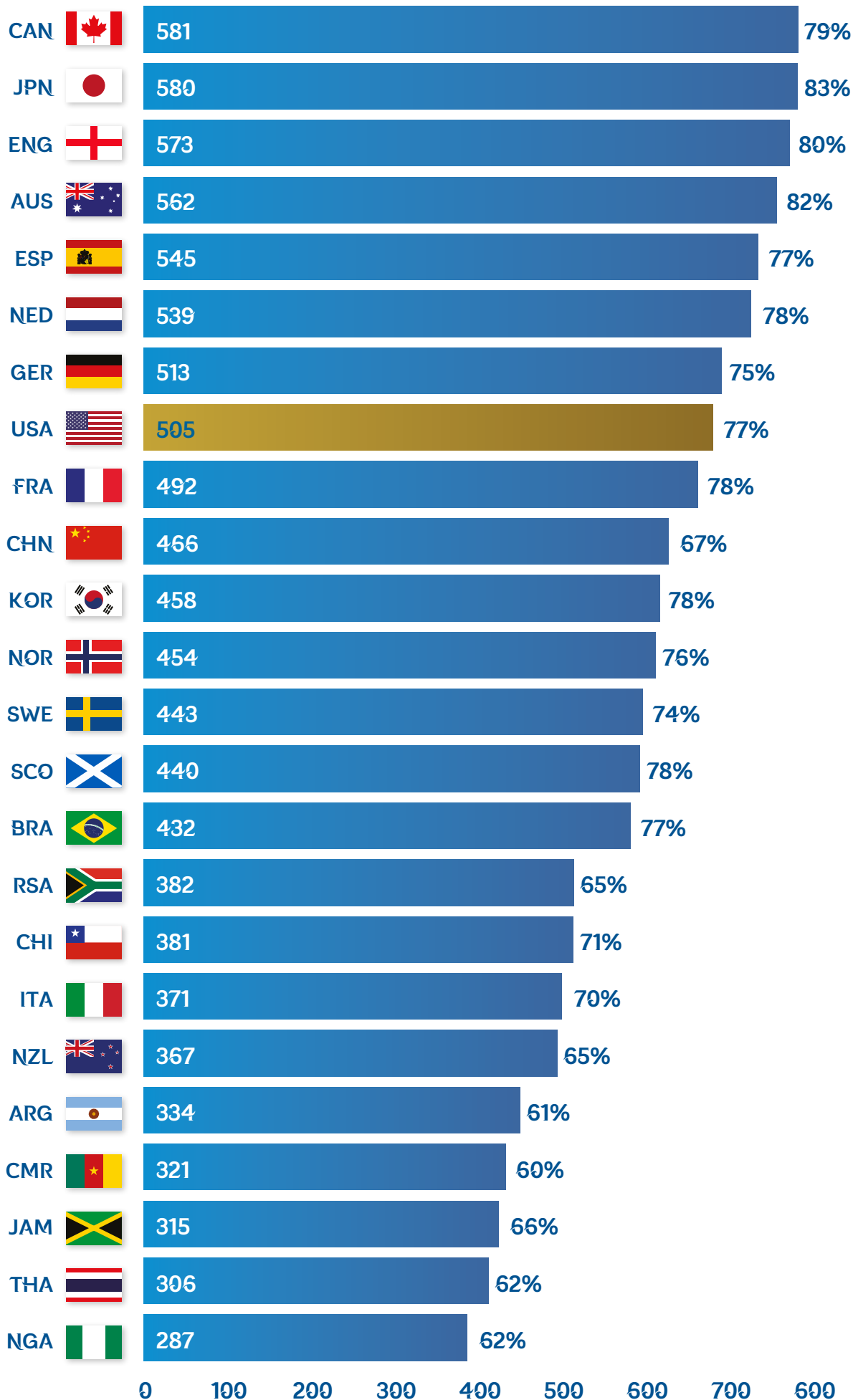
PERFORMANCE INSIGHTS




Average ball possession %



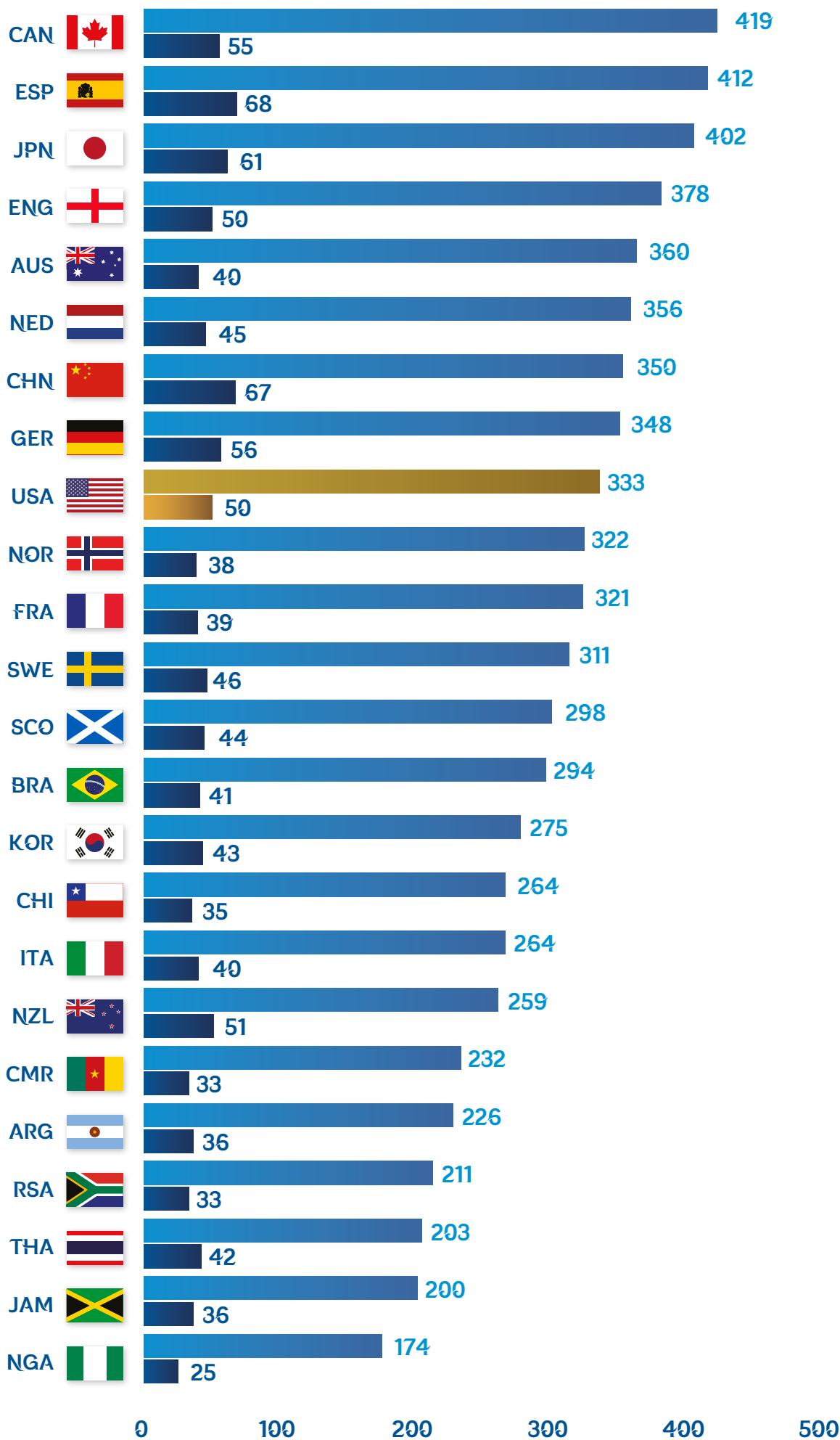
Passes and pass success %



Tournament averages

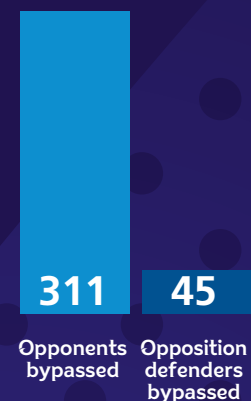


Opponents and opposition defenders bypassed

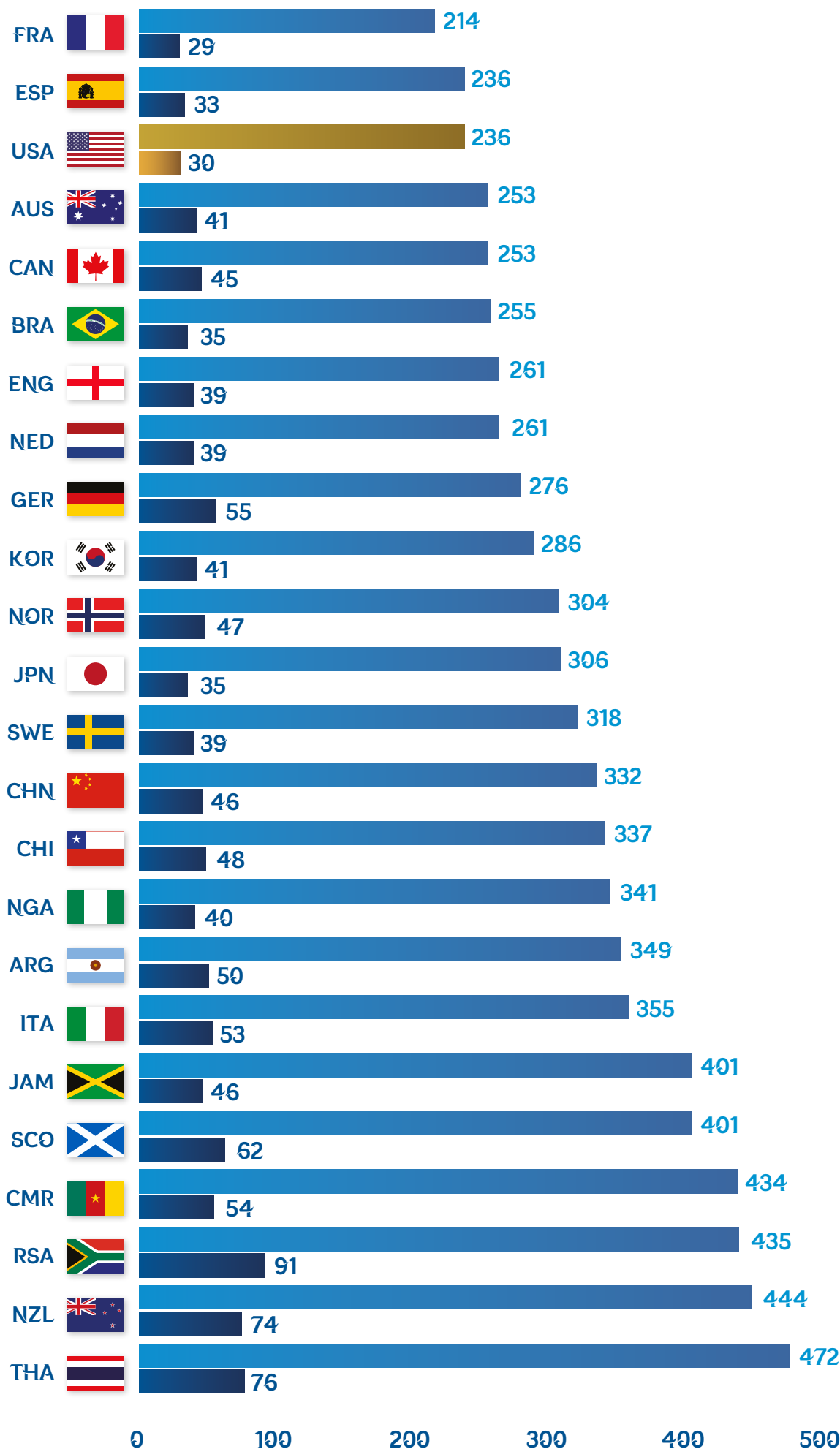


Tournament averages

FIFA WWC 2019

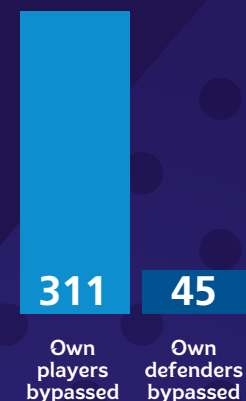


Own players and own defenders bypassed

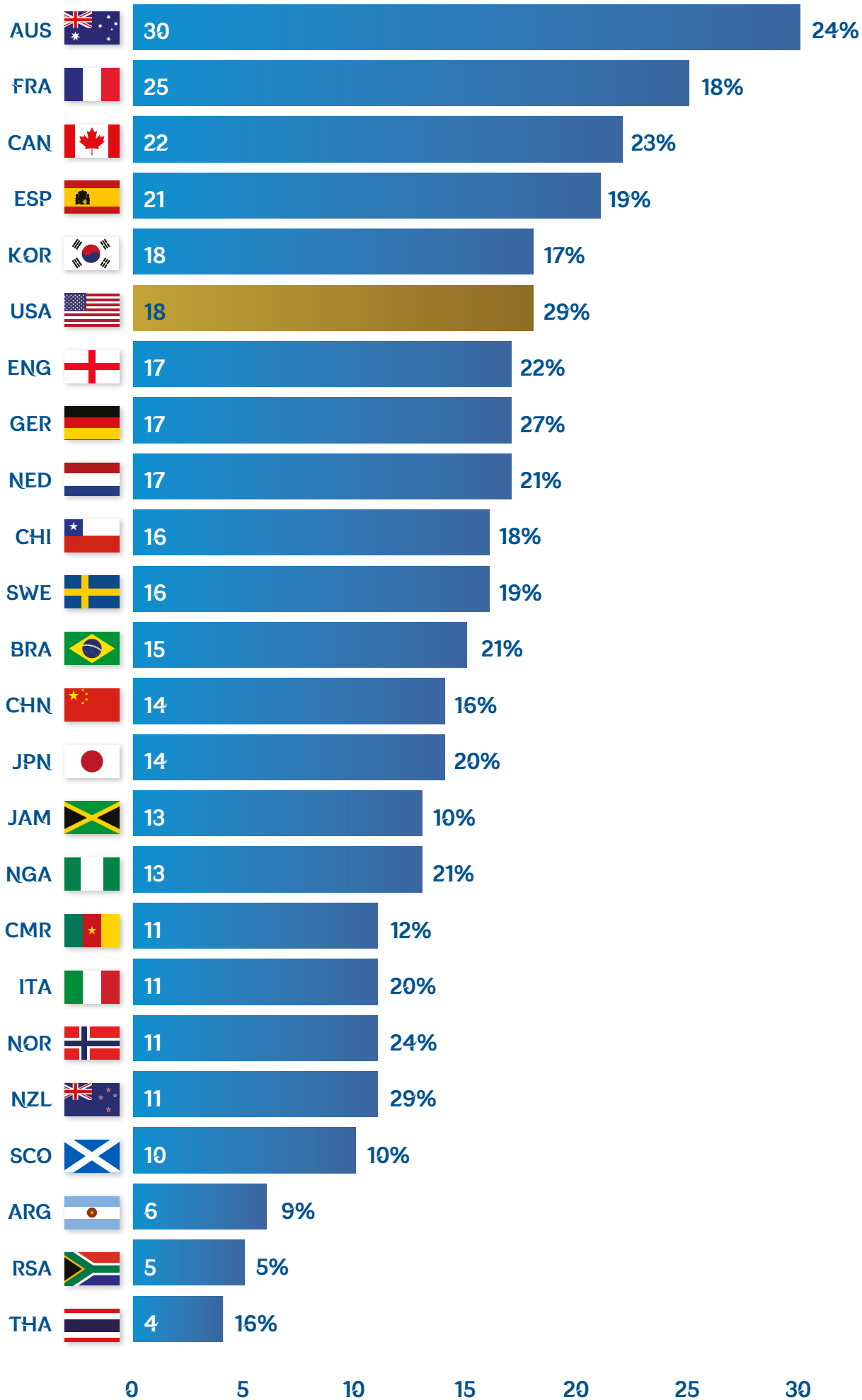


Tournament averages

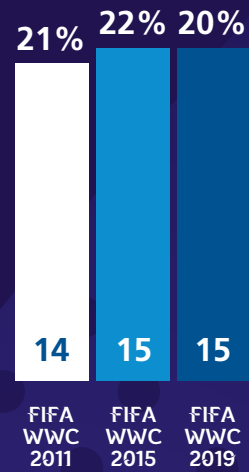
FIFA WWC 2019



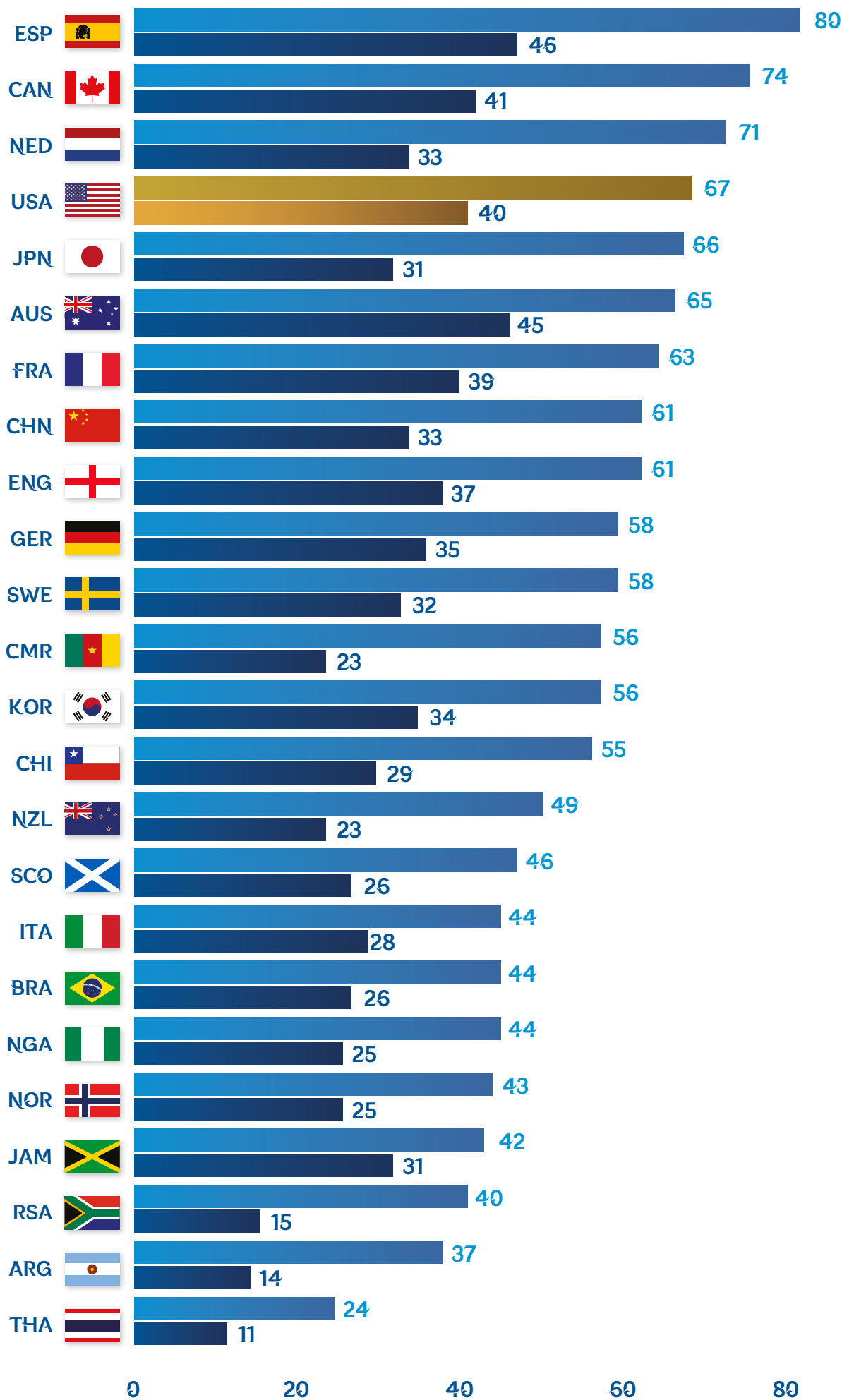
Crosses and cross success %



Tournament averages

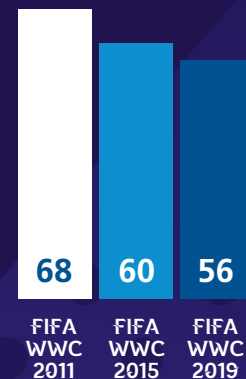


Final third and penalty area entries




Tournament averages

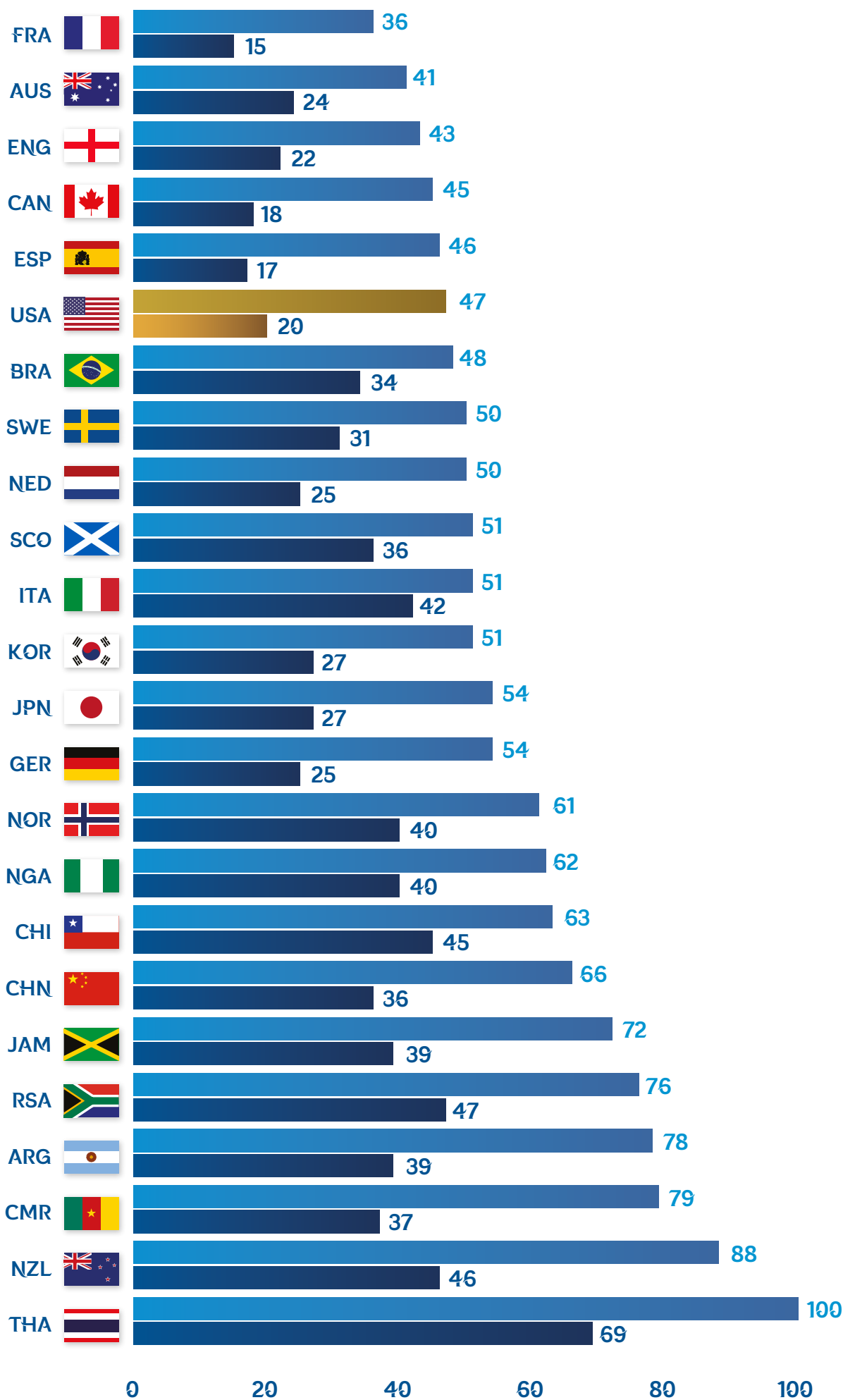
Final third entries



Penalty area entries

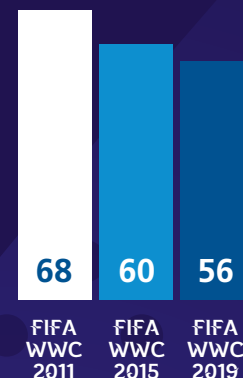


Final-third and penalty-area entries against




Tournament averages

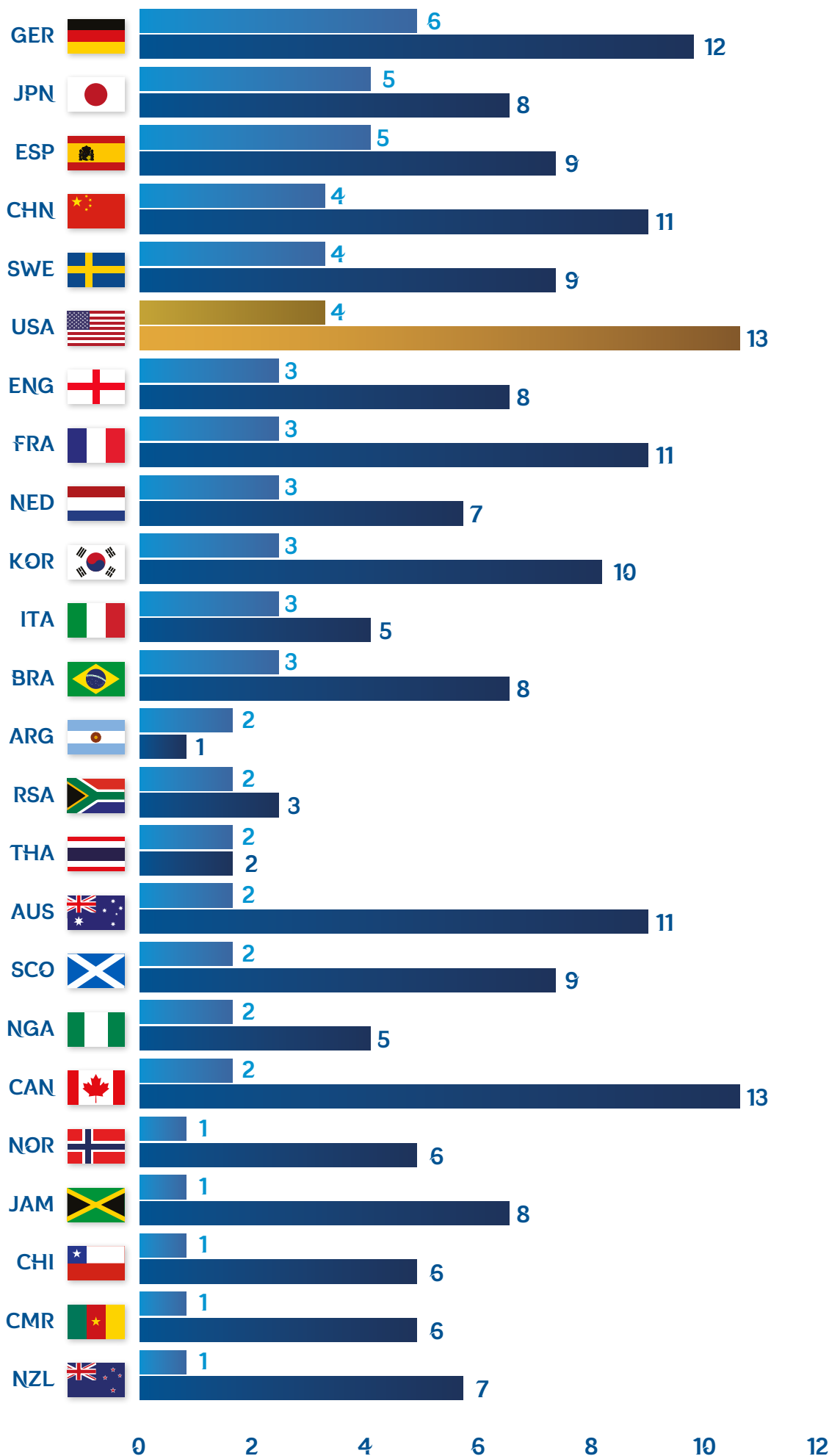
Final-third entries against



Penalty-area entries against



Inside and outside defensive line breaks

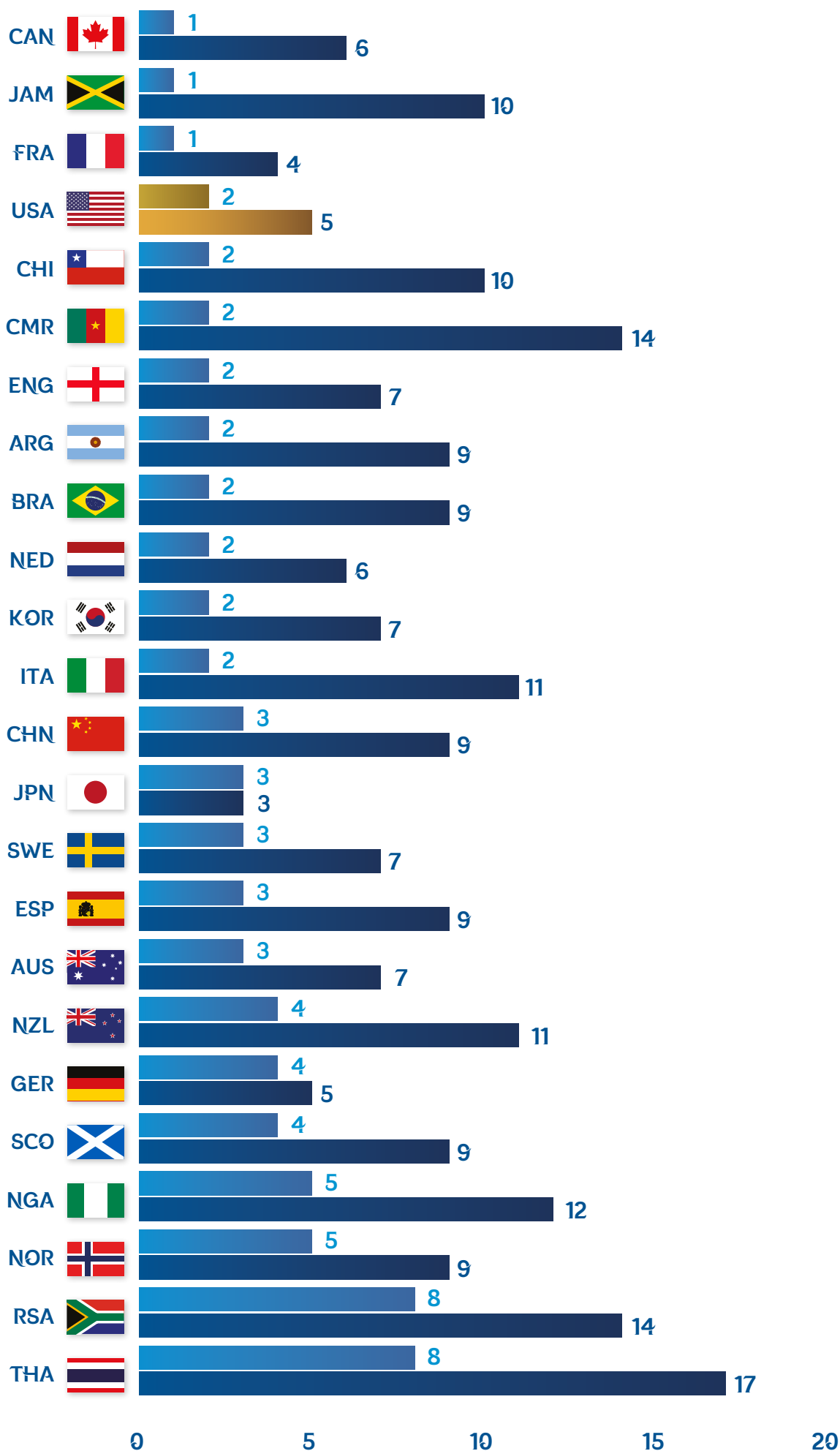


Tournament averages

FIFA WWC 2019



Inside and outside defensive line breaks against

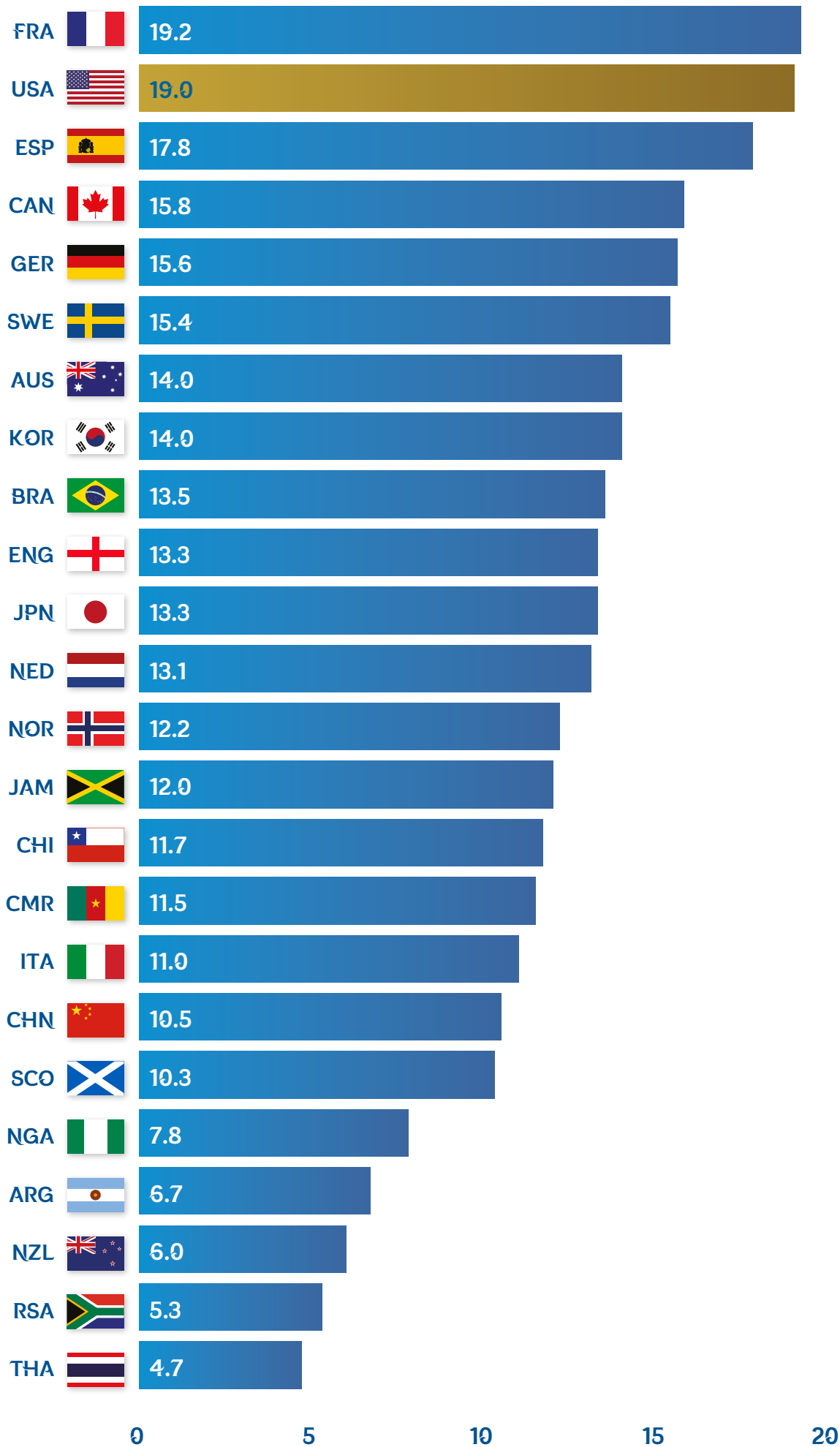


Tournament averages

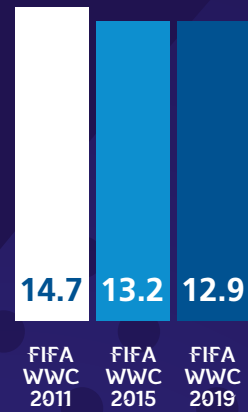
FIFA WWC 2019



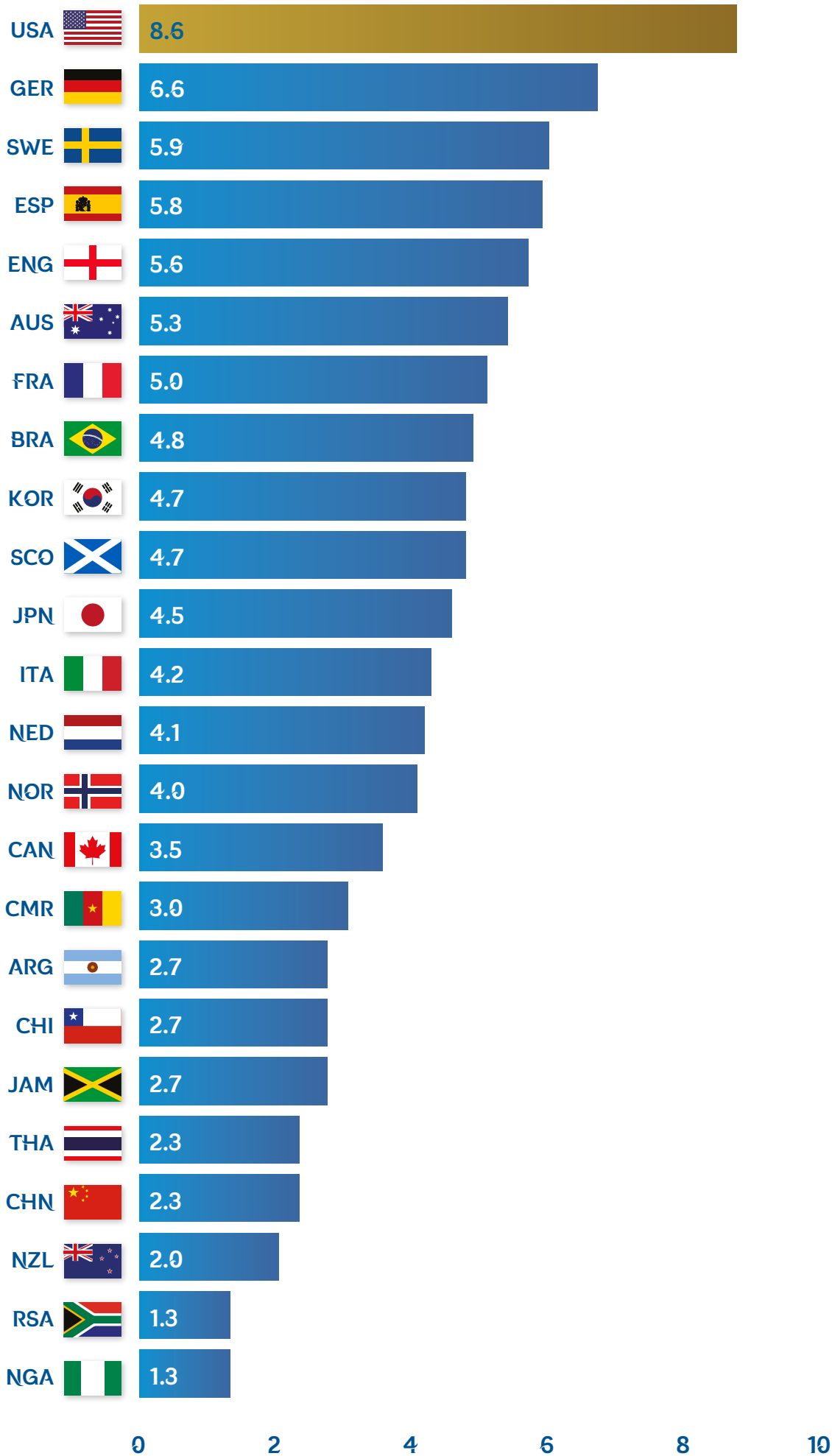
Shots per match



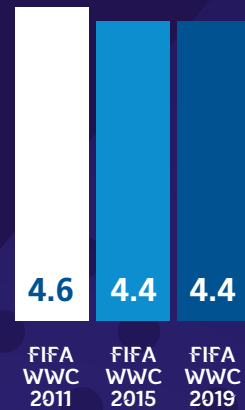
Tournament averages



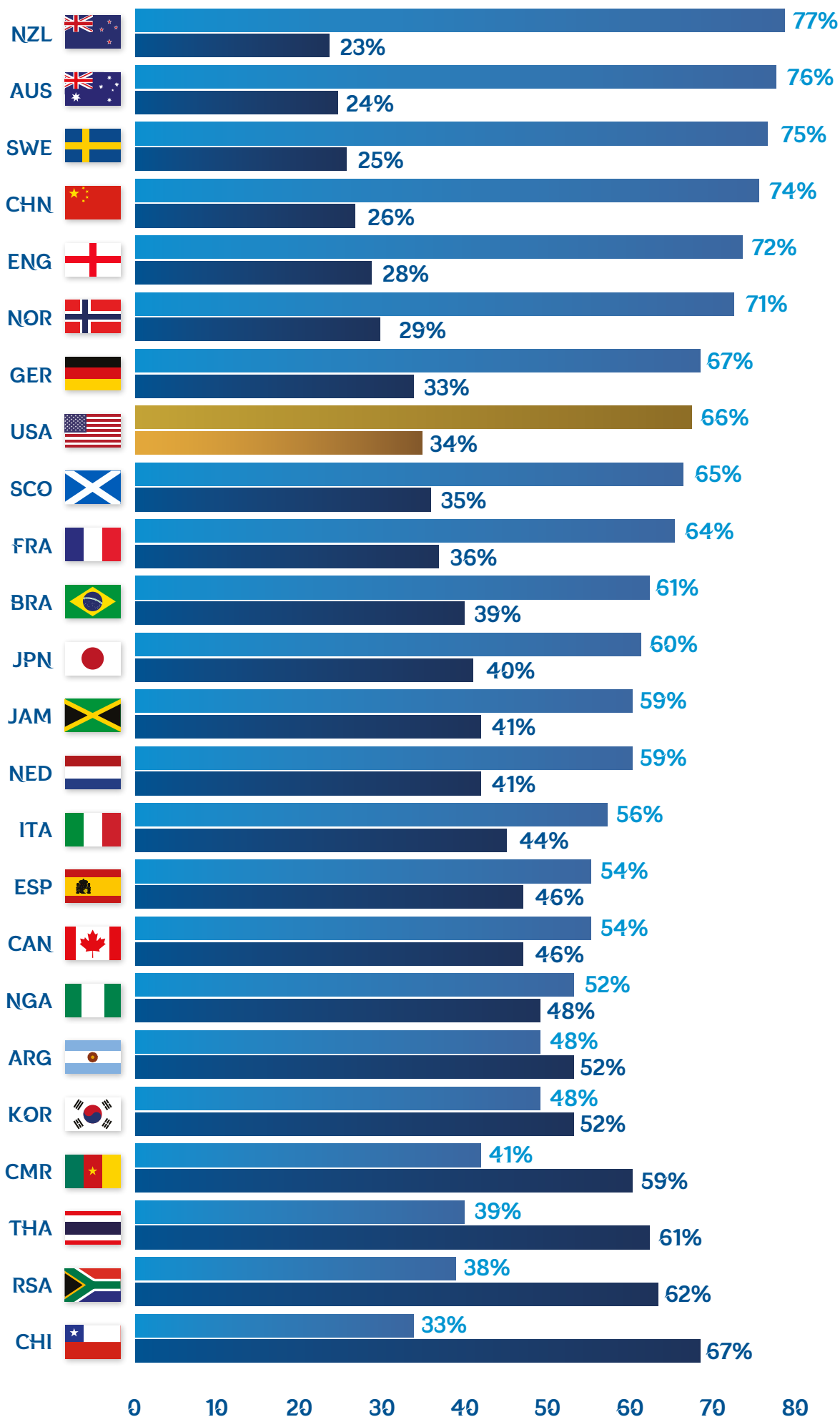
Shots on target per match



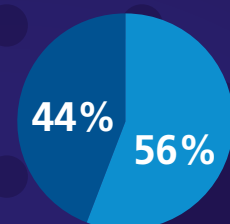
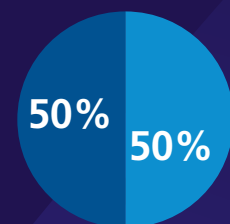
Tournament averages



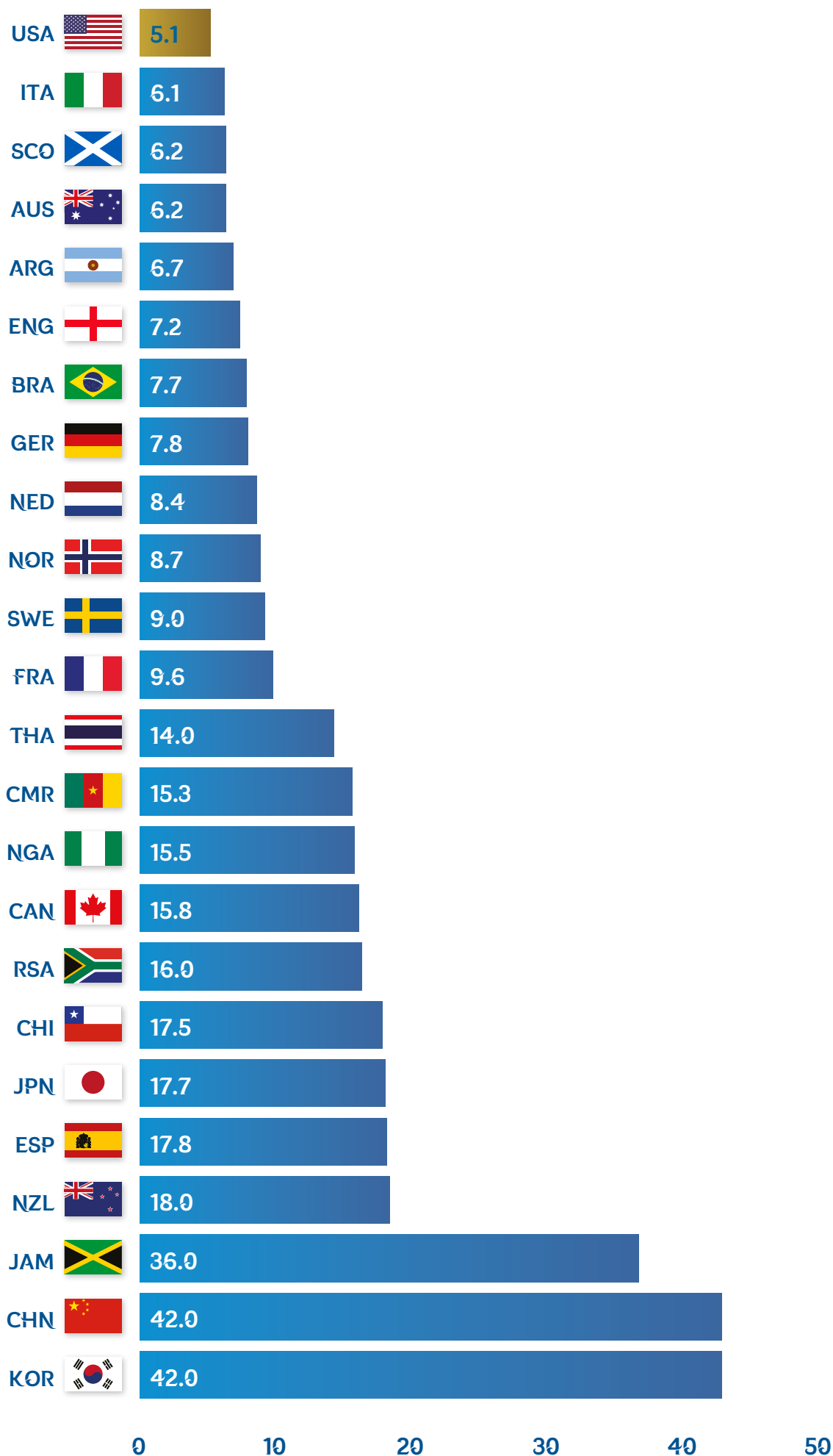
Shots inside/outside penalty area



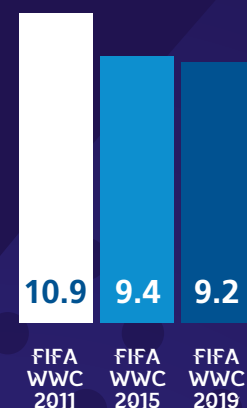
Tournament averages



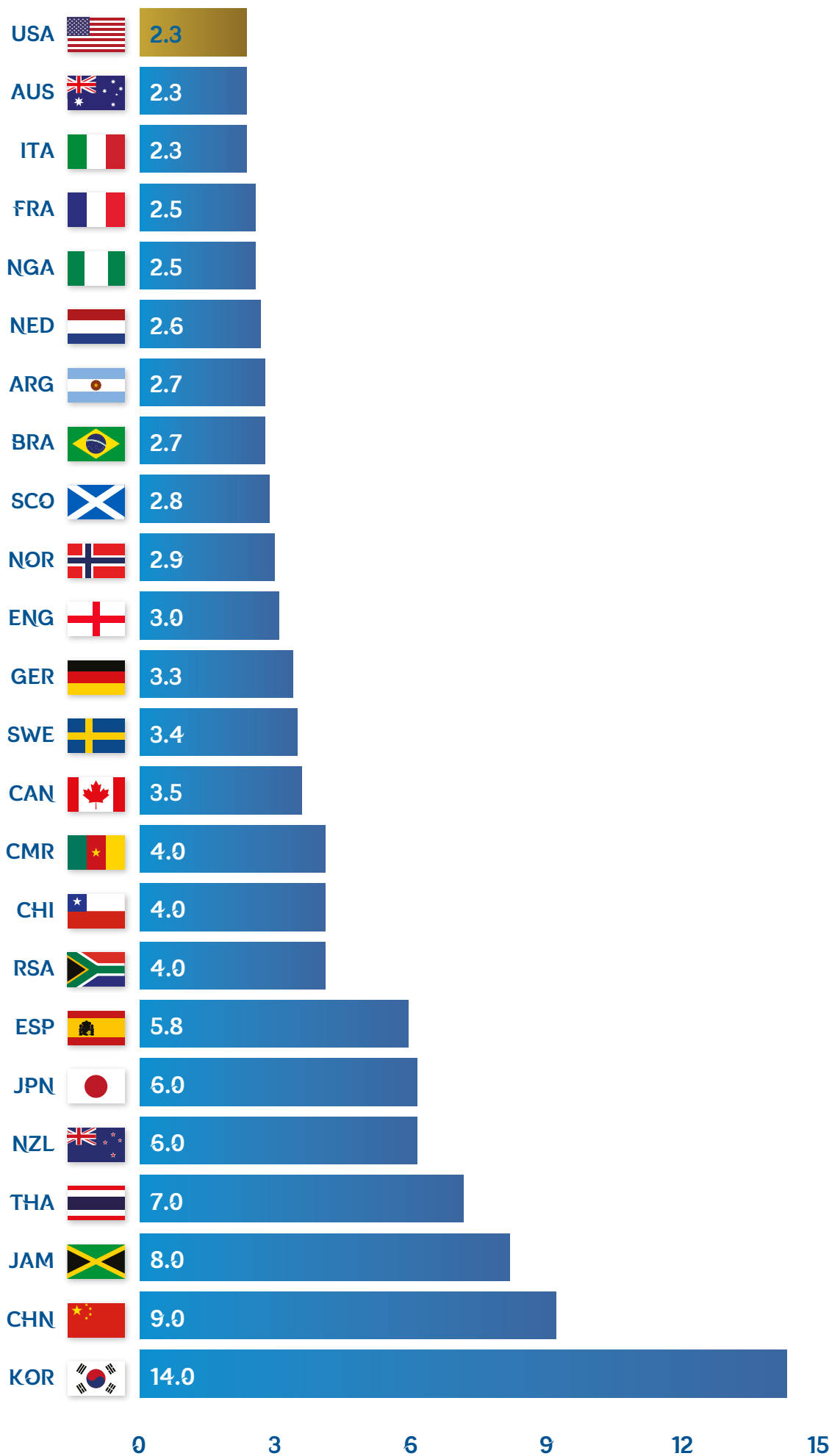
Shots per goal




Tournament averages



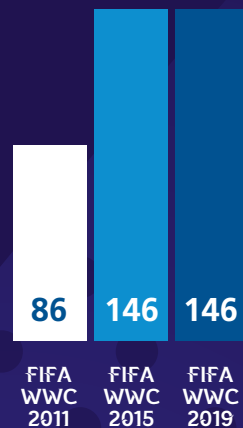
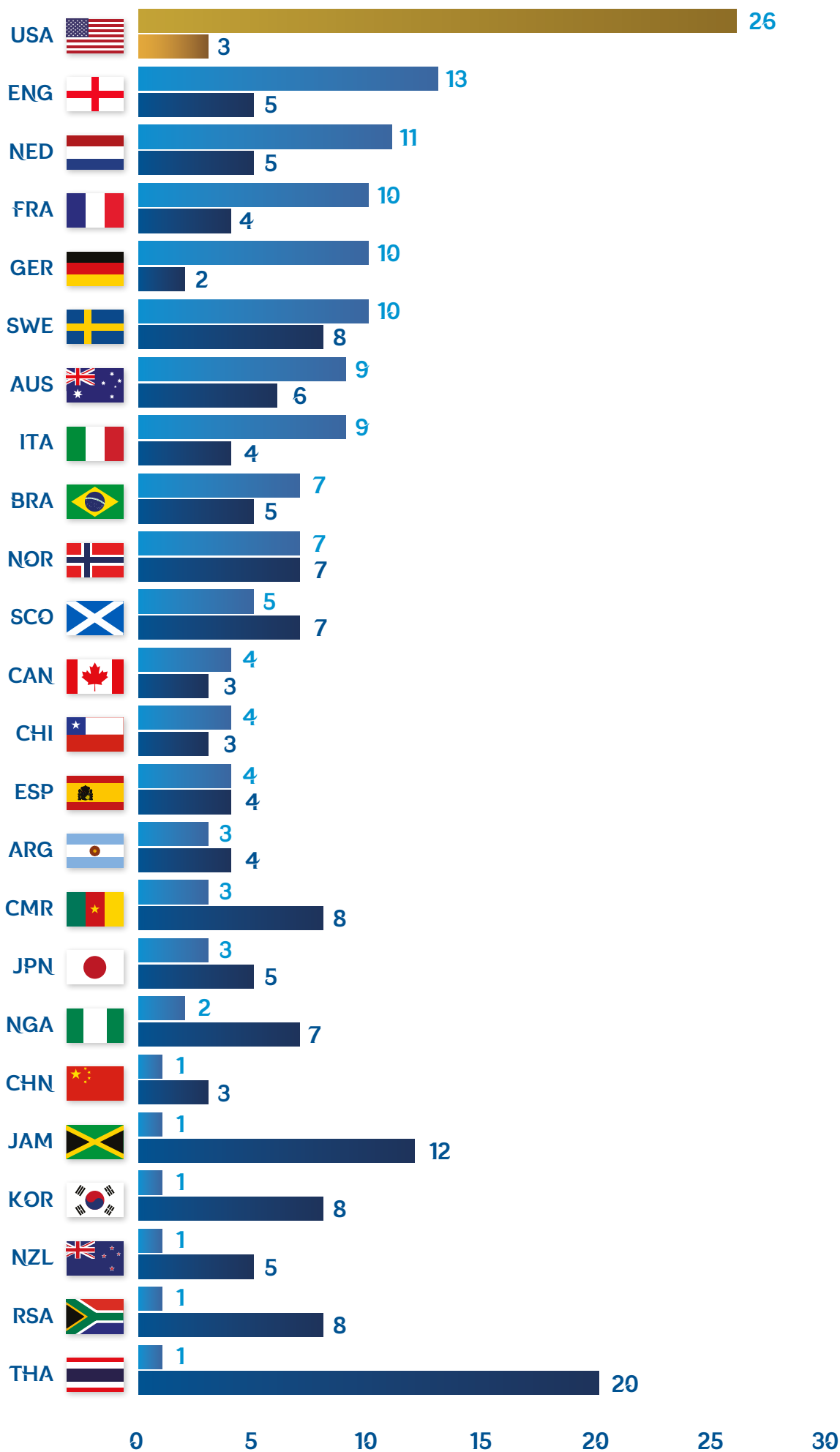
Shots on target per goal



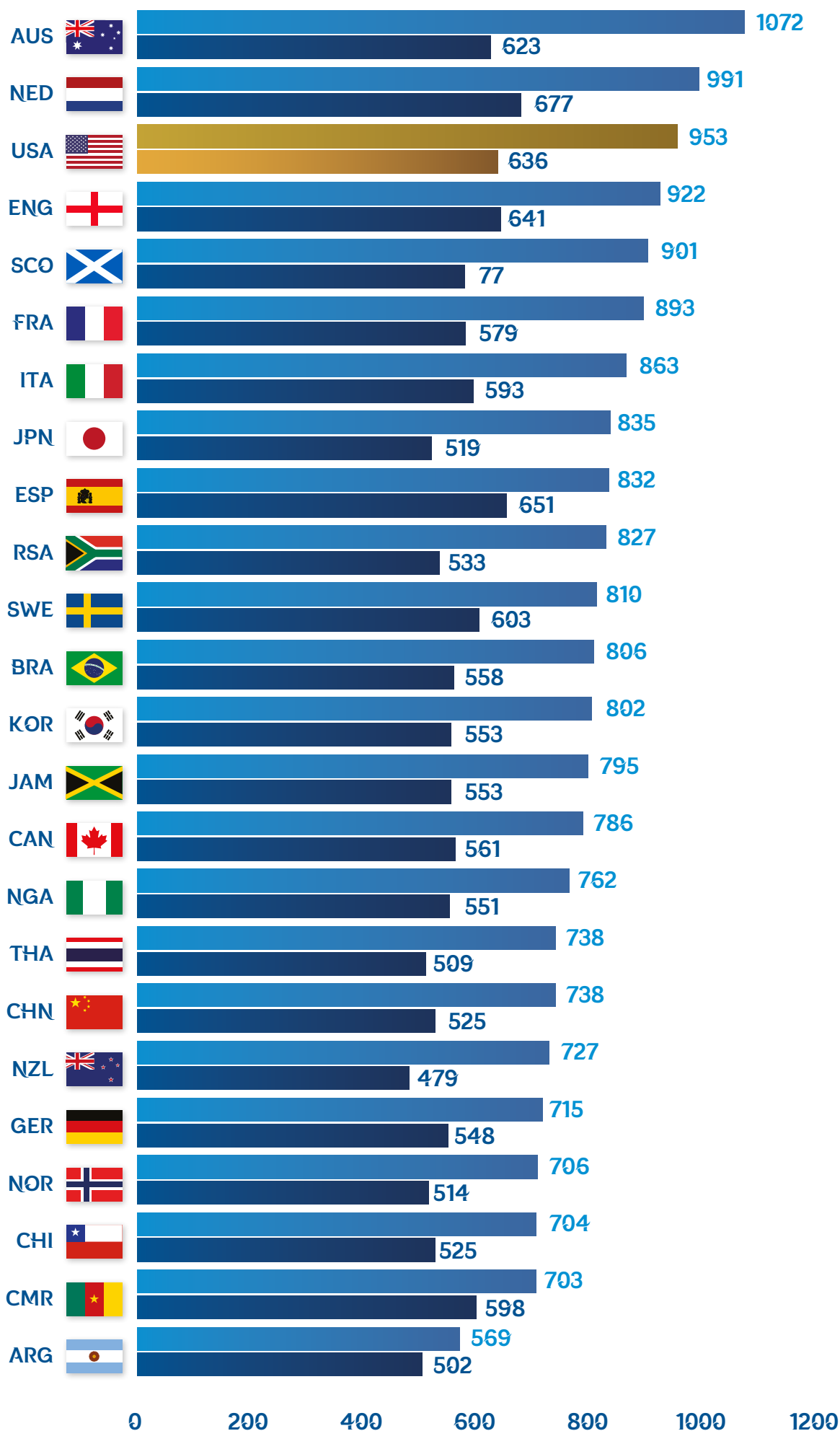
Tournament averages



Goals scored and conceded

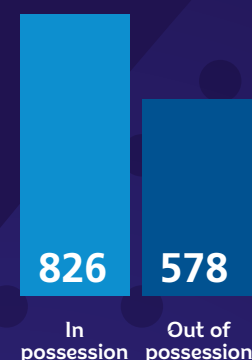


Compactness in and out of possession (m²)

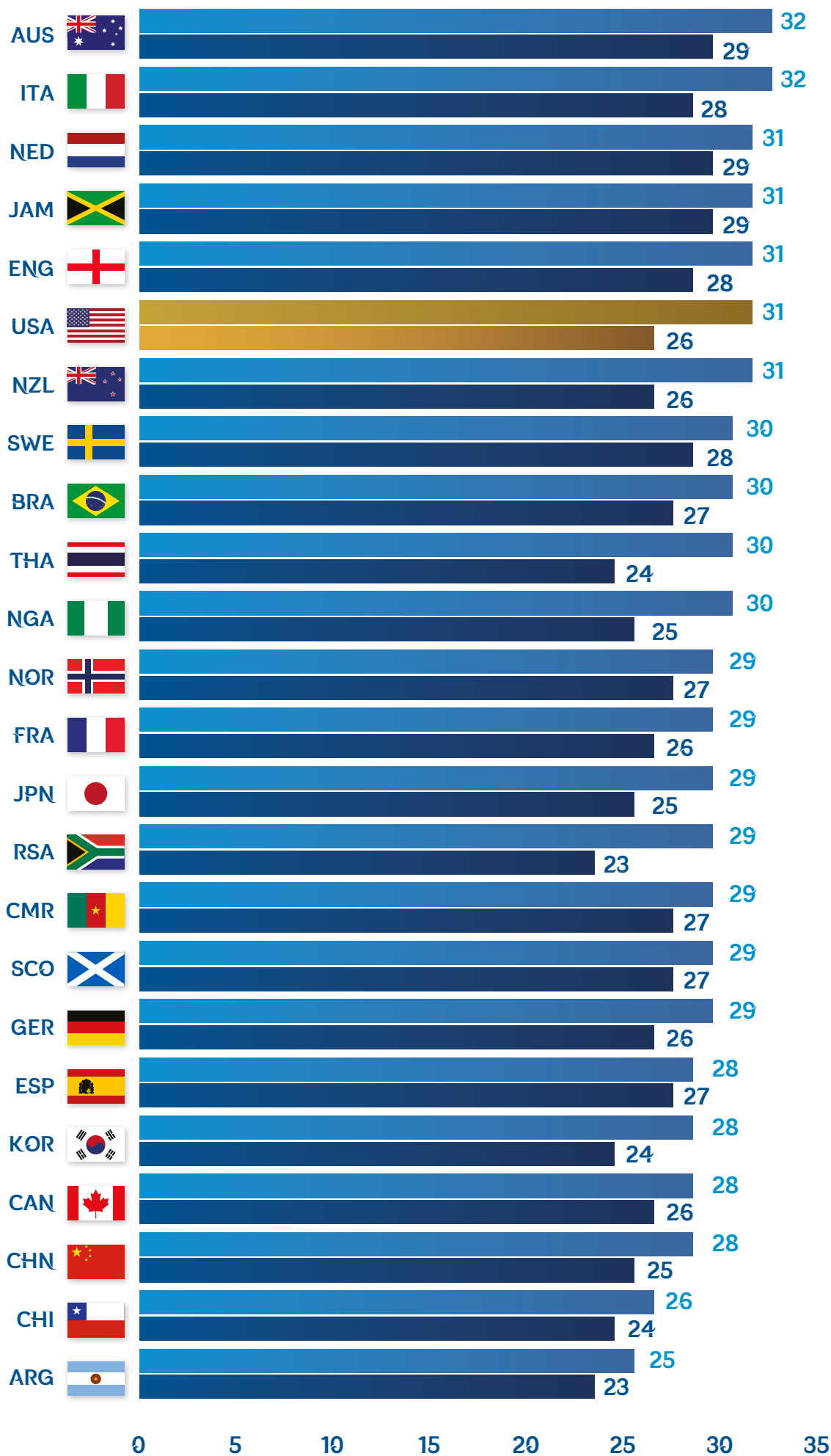


Tournament averages

FIFA WWC 2019

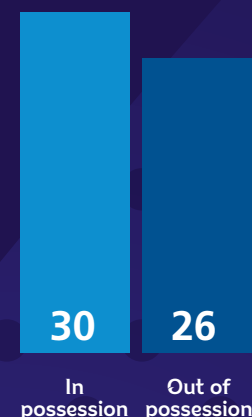


Team length in and out of possession (m)

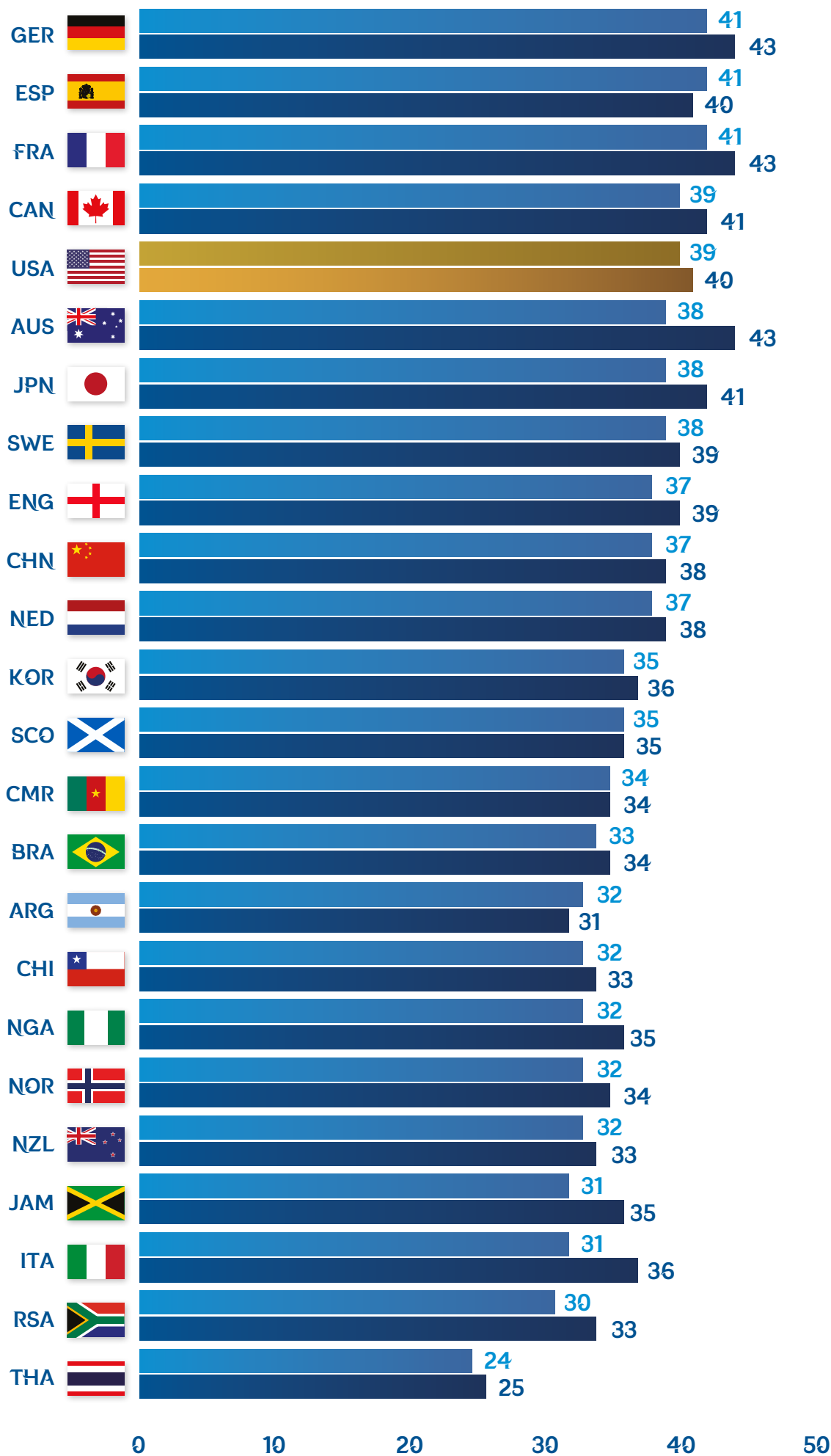


Tournament averages

FIFA WWC 2019

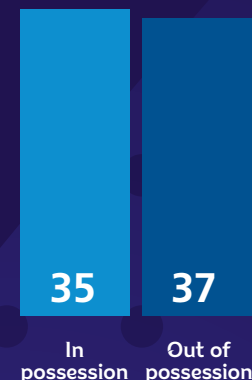


Depth of last defender in and out of possession (m)

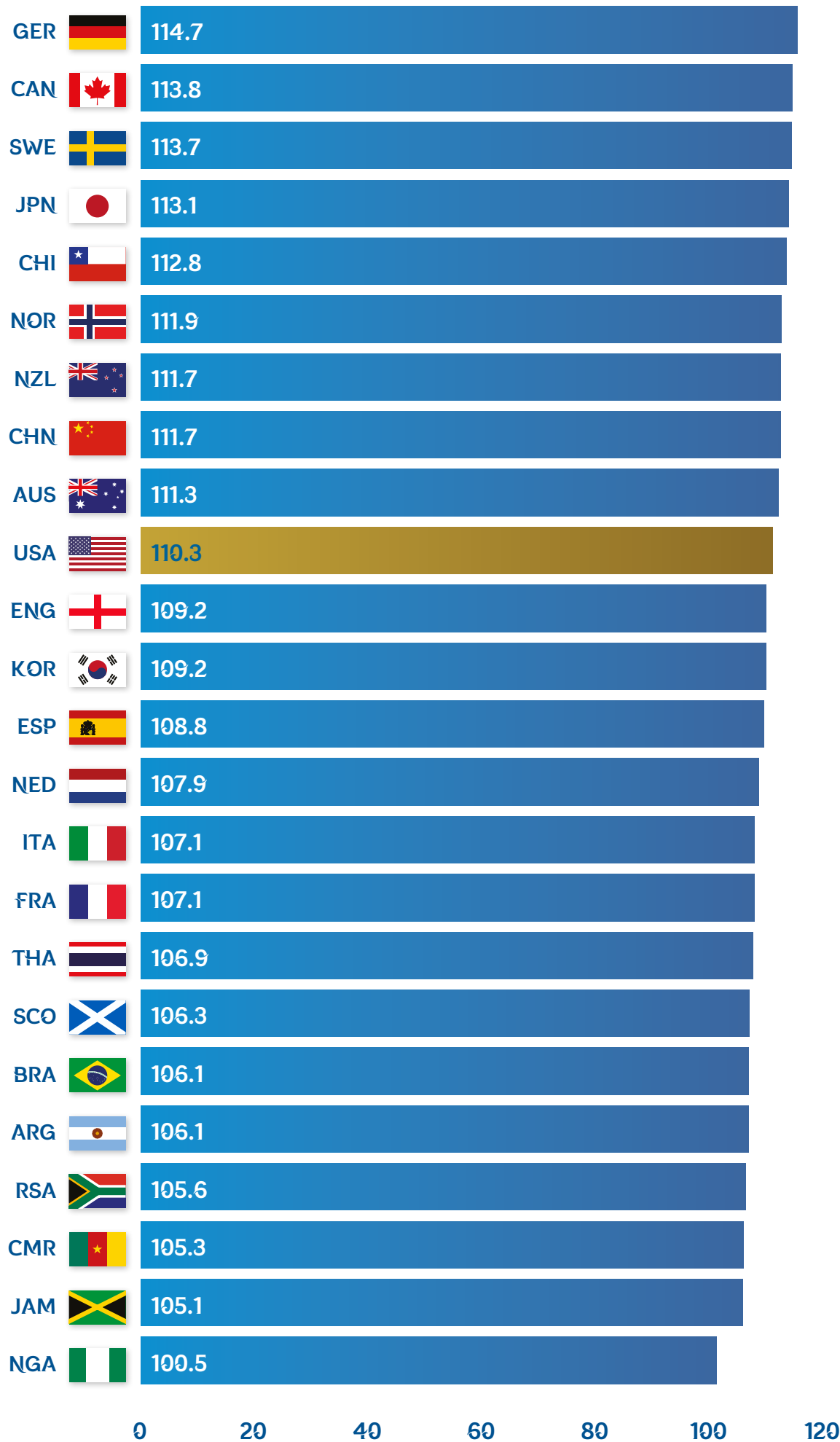


Tournament averages

FIFA WWC 2019



Total distance covered (km)

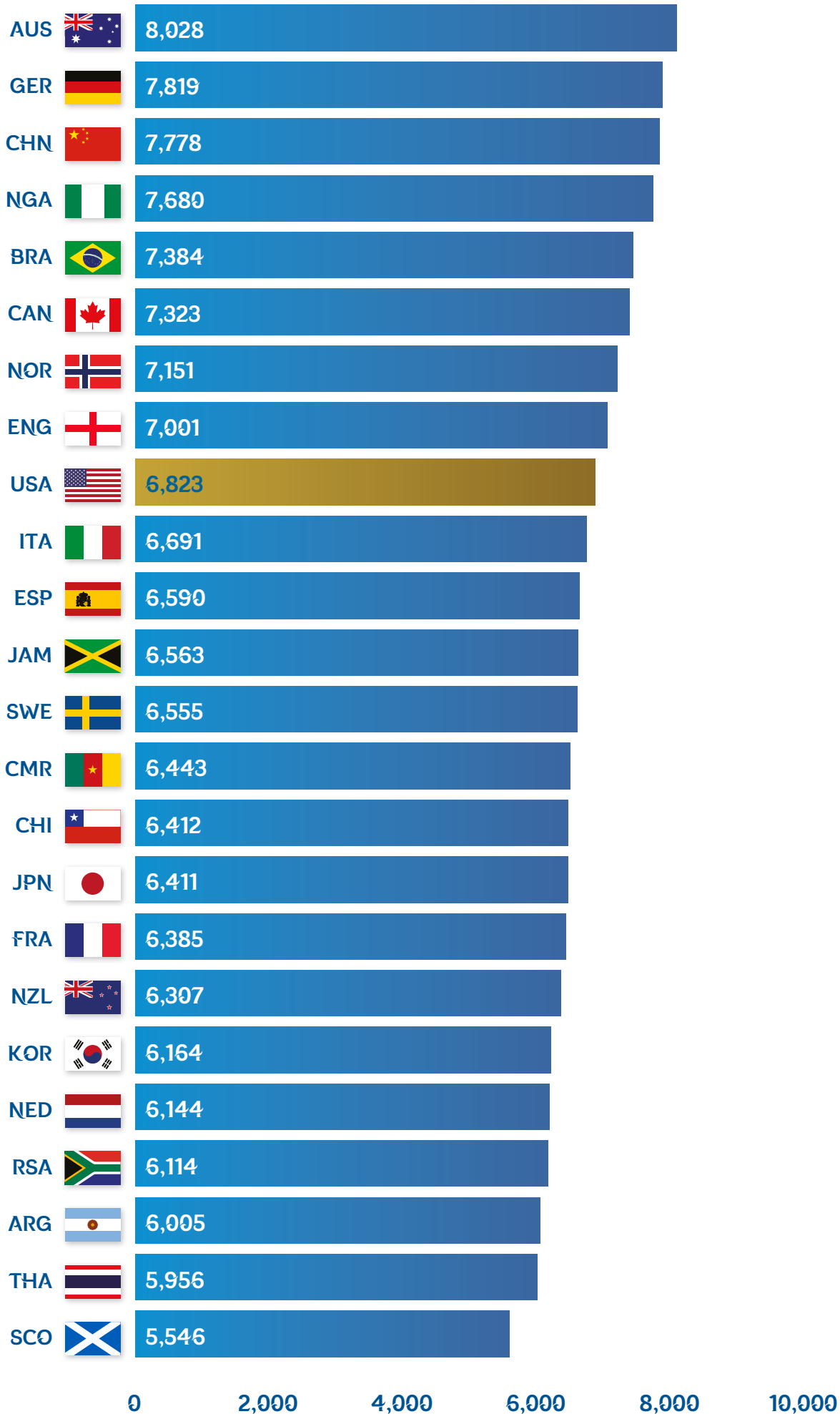


Tournament averages

FIFA WWC 2019

109.3

Distance covered (m) >19 km/h

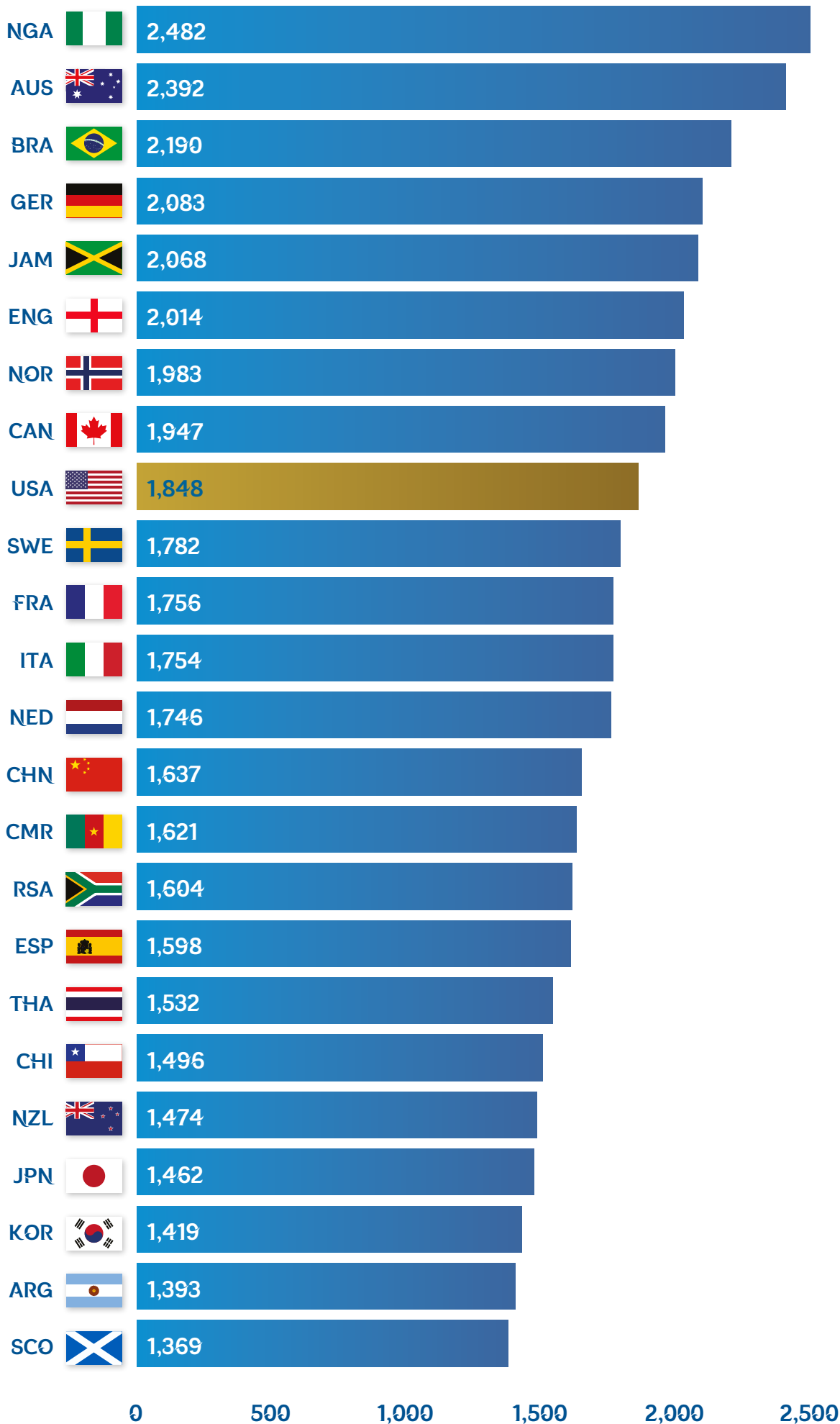


Tournament averages

FIFA WWC 2019

6,766

Distance covered (m) >23 km/h

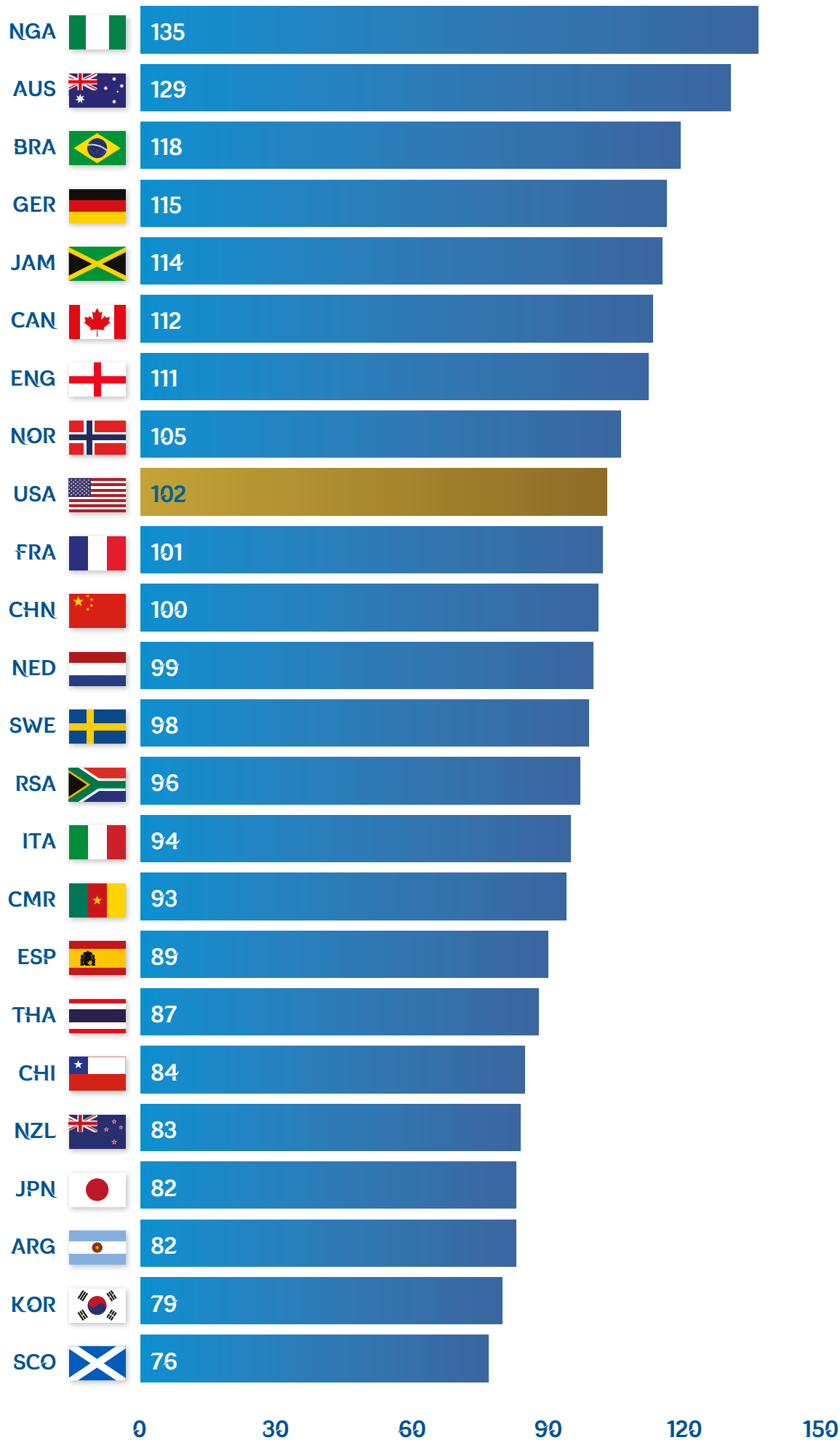


Tournament averages

FIFA WWC 2019

1,808

Number of activities above 23 km/h

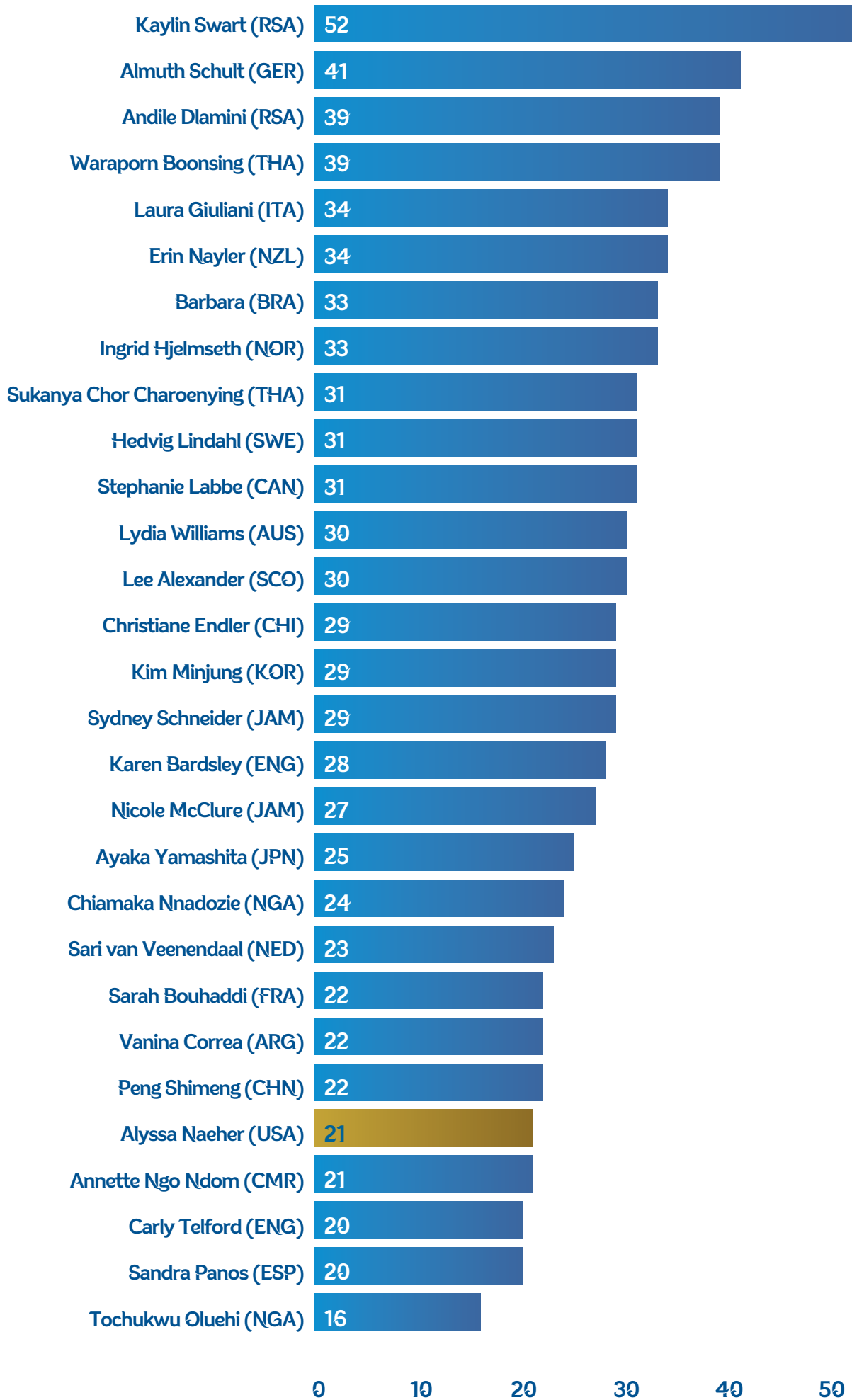


Tournament averages

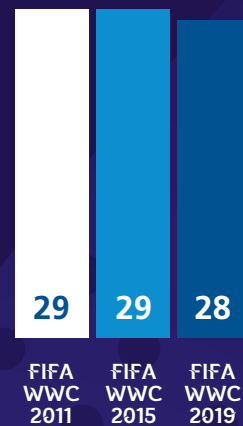
FIFA WWC 2019

101

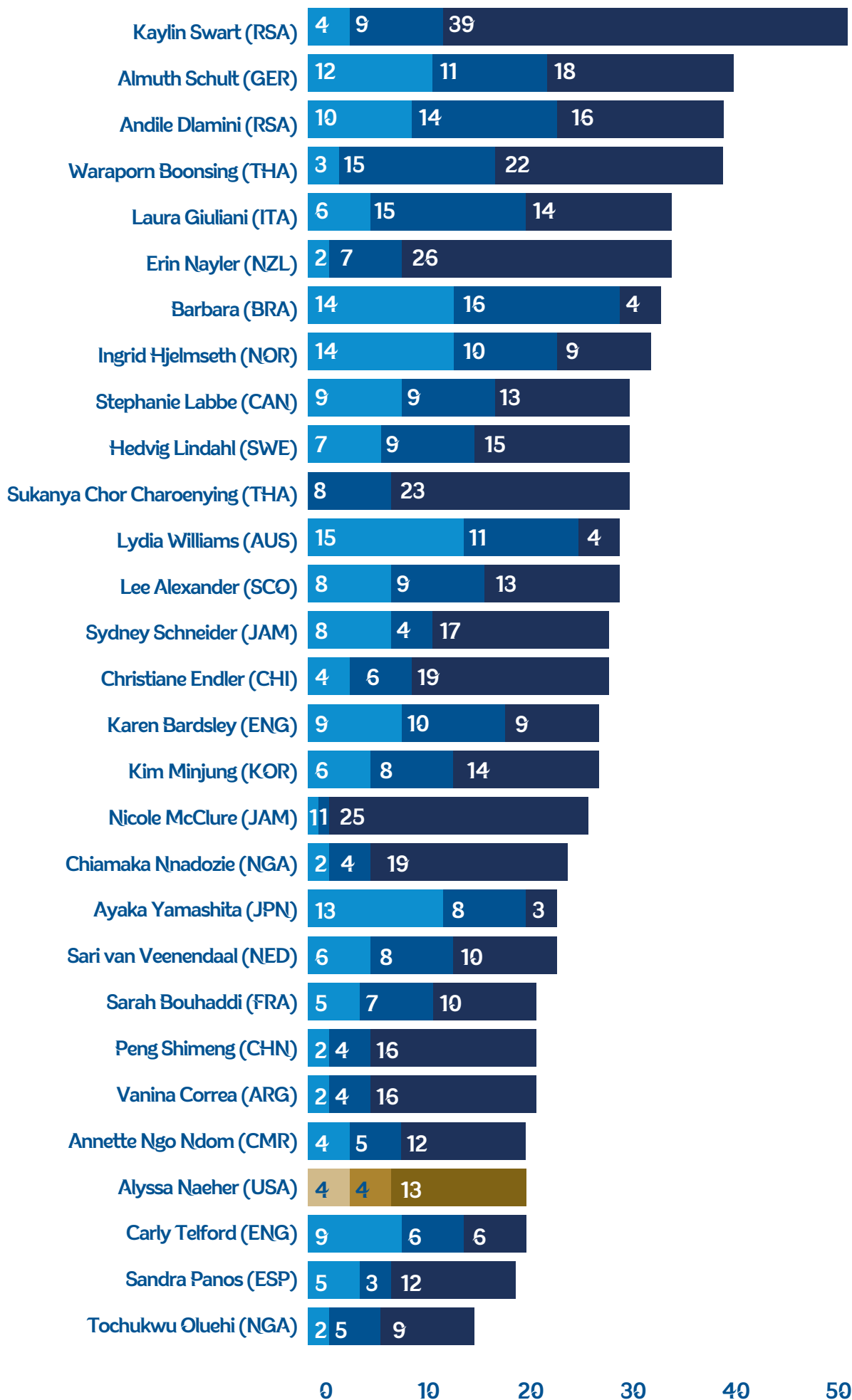
Goalkeeper passes



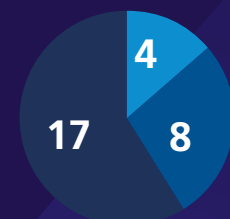
Tournament averages



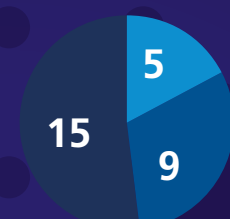
Goalkeeper pass length



Tournament averages



FIFA WWC 2011

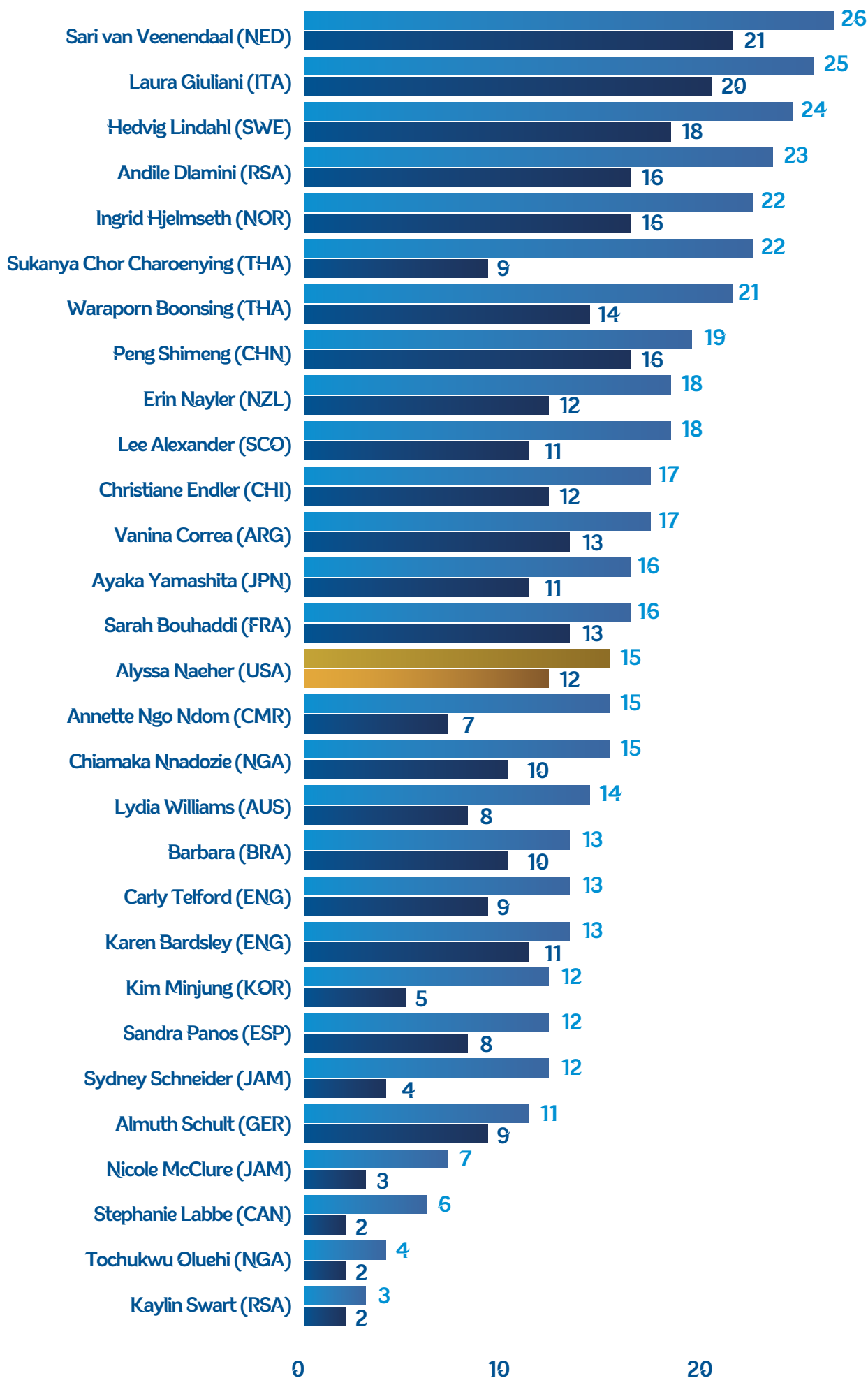


FIFA WWC 2015

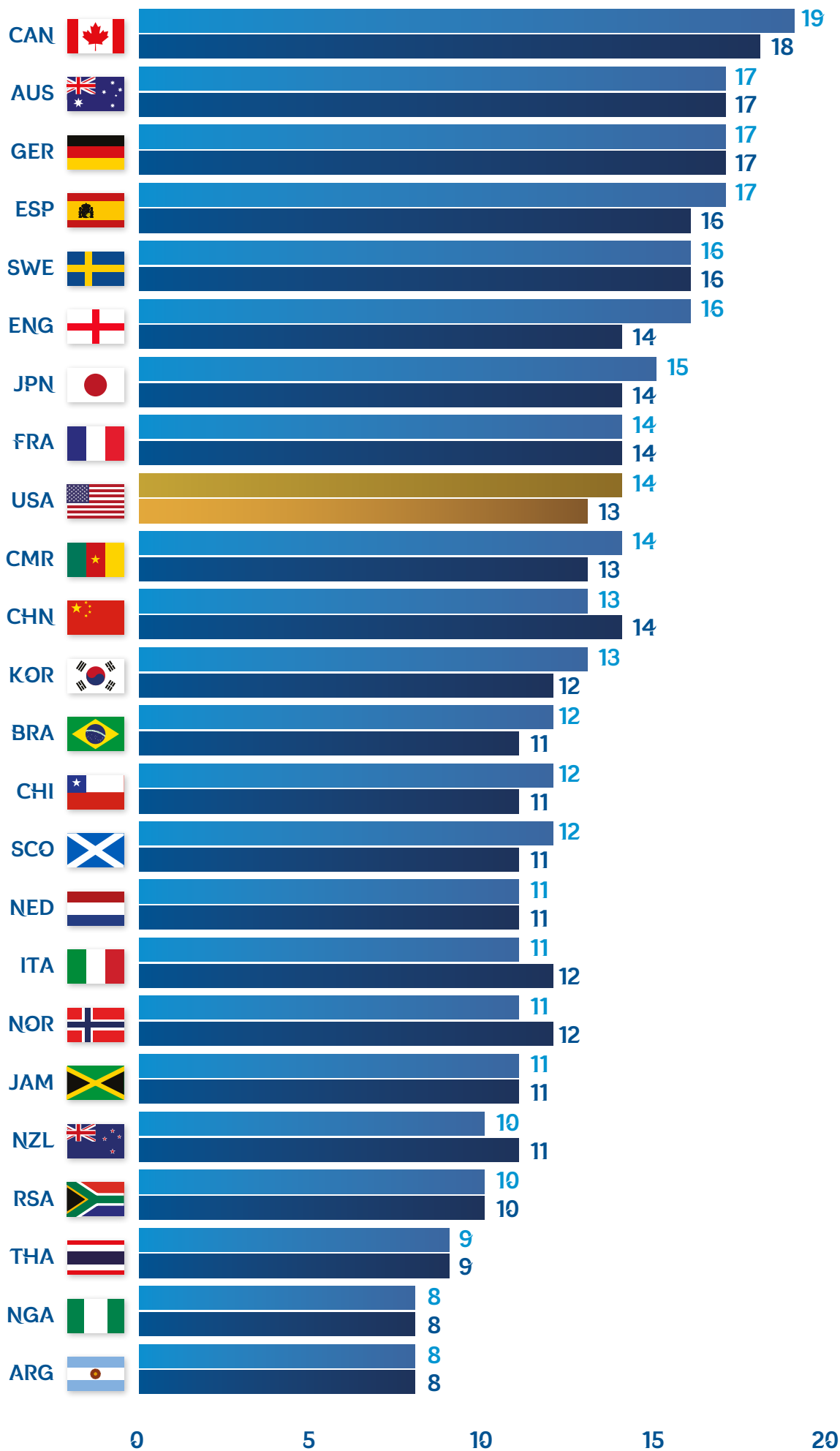


FIFA WWC 2019

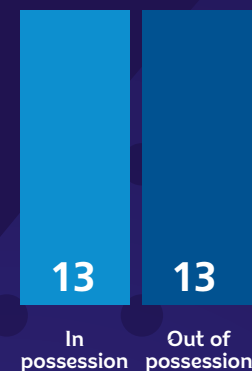
Goalkeeper saves



Goalkeeper depth in and out of possession (m)



Tournament averages



FIFA AWARDS



ADIDAS GOLDEN BALL

This award goes to the best player in the final competition on the basis of a ranking compiled by the FIFA Technical Study Group. A Silver Ball and a Bronze Ball are awarded to the second- and third-best players.



ADIDAS SILVER BALL:

Lucy Bronze (ENG, 2)

ADIDAS GOLDEN BALL:

Megan Rapinoe (USA, 15)

ADIDAS BRONZE BALL:

Rose Lavelle (USA, 16)

ADIDAS GOLDEN BOOT

Megan Rapinoe (USA, 15)

ADIDAS SILVER BOOT:

Alex Morgan (USA, 13)

ADIDAS BRONZE BOOT:

Ellen White (ENG, 18)

This award is given to the top goalscorer of the FIFA Women's World Cup France 2019™.

Assists are included if two or more players are equal on goals scored. The FIFA Technical Study Group decides whether an assist is to be counted. If two or more players remain equal, the player who played fewer minutes in the final competition is ranked first.



ADIDAS GOLDEN GLOVE

The top goalkeeper award at the FIFA Women's World Cup France 2019™ is given by the FIFA Technical Study Group based on performances throughout the final competition.

Sari van Veenendaal (NED, 1)

FIFA YOUNG PLAYER AWARD

The FIFA Young Player Award was given to the best young player in France, as selected by the FIFA Technical Study Group. The player had to have been born on or after 1 January 1999.

Giulia Gwinn (GER, 15)

**FIFA FAIR PLAY TROPHY****France**

The FIFA Fair Play Trophy is awarded to the team with the best fair-play record, according to a points system and criteria specified in the competition regulations.



MATCH INFORMATION

GROUP A

Data provided by FIFA.

France v. Korea Republic 4-0 (3-0)

1 07.06.2019 21:00 PARIS 45,261

FRA: 16 BOUHADDI; 3 RENARD, 4 TORRENT, 6 HENRY (C), 9 LE SOMMER, 10 MAJRI, 11 DIANI, 15 BUSSAGLIA, 17 THINEY, 19 MBOCK BATHY, 20 CASCARINO

KOR: 18 KIM Minjung; 4 HWANG, 5 KIM Doyeon, 8 CHO (C), 10 JI, 11 JUNG Seolbin, 12 KANG Yumi, 15 LEE Youngju, 16 JANG, 17 LEE Geummin, 20 KIM

Player of the Match: Wendie RENARD (FRA)

Scorers: 1-0 9' LE SOMMER (9), 2-0 35' RENARD (3), 3-0 45'+2 RENARD (3), 4-0 85' HENRY (6)

Referee: UMPIERREZ Claudia (URU)

Assistant referees: MASCARANA Luciana (URU), AMBOYA Monica (ECU)

4th official: BORJAS Melissa (HON)

Reserve assistant referee: DE ALMEIDA Mariana (ARG)

Substitutions: **FRA:** 70' out CASCARINO (20), in GAUVIN (13), 74' out MAJRI (10), in PERISSET (2), 86' out THINEY (17), in GEYORO (8)

KOR: 52' out KANG Yumi (12), in KANG Chaerim (23), 69' out LEE Youngju (15), in LEE Mina (7), 86' out JUNG Seolbin (11), in YEO (13)

Cautions: –

Expulsions: –

France v. Norway 2-1 (0-0)

13 12.06.2019 21:00 NICE 34,872

FRA: 16 BOUHADDI; 3 RENARD, 4 TORRENT, 6 HENRY (C), 9 LE SOMMER, 10 MAJRI, 11 DIANI, 13 GAUVIN, 15 BUSSAGLIA, 17 THINEY, 19 MBOCK BATHY

NOR: 1 HJELMSETH; 2 WOLD, 3 THORISDOTTIR, 6 MJELDE (C), 8 RISA, 9 HERLOVSEN, 10 GRAHAM HANSEN, 14 ENGEN, 16 REITEN, 17 MINDE, 21 SAEVIK

Player of the Match: Valerie GAUVIN (FRA)

Scorers: 1-0 46' GAUVIN (13), 1-1 54' RENARD (3) own goal, 2-1 72' LE SOMMER (9) pen.

Referee: STEINHAUS Bibiana (GER)

Assistant referees: RAFALSKI Katrin (GER), KOUROMPYLIA Chrysoula (GRE)

4th official: HUSSEIN Riem (GER)

Reserve assistant referee: RASHID Lisa (ENG)

Substitutions: **FRA:** 82' out THINEY (17), in BILBAULT (14), 85' out GAUVIN (13), in CASCARINO (20)

NOR: 76' out SAEVIK (21), in UTLAND Lisa-Marie (11), 86' out WOLD (2), in HANSEN (5), 90'+1 out RISA (8), in MAANUM (18)

Cautions: **FRA:** 56' LE SOMMER (9)

NOR: 71' ENGEN (14)

Expulsions: –

Nigeria v. France 0-1 (0-0)

25 17.06.2019 21:00 RENNES 28,267

NGA: 16 NNADOZIE; 3 OHALE, 4 EBERE, 5 EBI, 8 OSHOALA, 9 OPARANOZIE (C), 10 CHIKWELU, 13 OKOBI, 17 ORDEGA, 18 AYINDE, 20 OKEKE

FRA: 16 BOUHADDI; 2 PERISSET, 3 RENARD, 6 HENRY (C), 10 MAJRI, 13 GAUVIN, 14 BILBAULT, 17 THINEY, 18 ASSEYI, 19 MBOCK BATHY, 20 CASCARINO

Player of the Match: Wendie RENARD (FRA)

Scorers: 0-1 79' RENARD (3) pen.

Referee: BORJAS Melissa (HON)

Assistant referees: PERELLO Shirley (HON), MARISCAL Felisha (USA)

4th official: CARVAJAL Maria (CHI)

Reserve assistant referee: VASQUEZ Leslie (CHI)

Substitutions: **NGA:** 84' out ORDEGA (17), in NWABUOKU (6), 85' out OSHOALA (8), in IMO (7), 90' out OPARANOZIE (9), in KANU (12)

FRA: 62' out CASCARINO (20), in LE SOMMER (9), 62' out GAUVIN (13), in DIANI (11), 89' out THINEY (17), in GEYORO (8)

Cautions: **NGA:** 77' NNADOZIE (16), 90'+9 CHIKWELU (10)

FRA: 45'+1 GAUVIN (13)

Expulsions: **NGA:** 75' (2YR) EBERE (4)

Norway v. Nigeria 3-0 (3-0)

2 08.06.2019 21:00 REIMS 11,058

NOR: 1 HJELMSETH; 2 WOLD, 3 THORISDOTTIR, 6 MJELDE (C), 8 RISA, 9 HERLOVSEN, 10 GRAHAM HANSEN, 11 UTLAND Lisa-Marie, 14 ENGEN, 16 REITEN, 17 MINDE

NGA: 1 OLUEHI; 3 OHALE, 4 EBERE, 5 EBI, 8 OSHOALA, 9 OPARANOZIE (C), 10 CHIKWELU, 13 OKOBI, 14 MICHAEL, 17 ORDEGA, 18 AYINDE

Player of the Match: Guro REITEN (NOR)

Scorers: 1-0 17' REITEN (16), 2-0 34' UTLAND Lisa-Marie (11), 3-0 37' OHALE (3) own goal

Referee: JACEWICZ Kate (AUS)

Assistant referees: NESBITT Kathryn (USA), BOUDREAU Chantal (CAN)

4th official: REIBELT Casey (AUS)

Reserve assistant referee: HAGIO Maiko (JPN)

Substitutions: **NOR:** 80' out UTLAND Lisa-Marie (11), in THORSNES (7), 84' out RISA (8), in MAANUM (18), 90'+1 out REITEN (16), in HAAVI (20)

NGA: 51' out AYINDE (18), in UCHENDU (11), 54' out MICHAEL (14), in OKEKE (20), 71' out OPARANOZIE (9), in KANU (12)

Cautions: **NGA:** 13' OPARANOZIE (9), 45'+1 ORDEGA (17)

Expulsions: –

Nigeria v. Korea Republic 2-0 (1-0)

14 12.06.2019 15:00 GRENOBLE 11,252

NGA: 16 NNADOZIE; 3 OHALE, 4 EBERE, 5 EBI, 8 OSHOALA, 9 OPARANOZIE (C), 10 CHIKWELU, 11 UCHENDU, 13 OKOBI, 17 ORDEGA, 20 OKEKE

KOR: 18 KIM Minjung; 4 HWANG, 5 KIM Doyeon, 7 LEE Mina, 8 CHO (C), 10 JI, 11 JUNG Seolbin, 16 JANG, 17 LEE Geummin, 20 KIM Hyeri, 23 KANG Chaerim

Player of the Match: Asisat OSHOALA (KOR)

Scorers: 1-0 29' KIM Doyeon (5) own goal, 2-0 75' OSHOALA (8)

Referee: PUSTOVOYTOVA Anastasia (RUS)

Assistant referees: KUROCHKINA Ekaterina (RUS), IUGULESCU Petruta (ROU)

4th official: KOROLEVA Ekaterina (USA)

Reserve assistant referee: MAGNUSSON Julia (SWE)

Substitutions: **NGA:** 65' out UCHENDU (11), in AYINDE (18), 80' out ORDEGA (17), in IMO (7), 83' out OSHOALA (8), in KANU (12)

KOR: 56' out JUNG Seolbin (11), in YEO (13), 56' out LEE Mina (7), in MOON (9), 76' out KANG Chaerim (23), in LEE Sodam (19)

Cautions: **NGA:** 61' CHIKWELU (10)

KOR: 49' JI (10), 71' HWANG (4)

Expulsions: –

Korea Republic v. Norway 1-2 (0-1)

26 17.06.2019 21:00 REIMS 13,034

KOR: 18 KIM Minjung; 2 LEE Eunmi, 5 KIM Doyeon, 8 CHO (C), 9 MOON, 10 JI, 13 YEO, 14 SHIN, 16 JANG, 17 LEE Geummin, 23 KANG Chaerim

NOR: 1 HJELMSETH; 2 WOLD, 3 THORISDOTTIR, 6 MJELDE (C), 8 RISA, 9 HERLOVSEN, 10 GRAHAM HANSEN, 11 UTLAND Lisa-Marie, 14 ENGEN, 16 REITEN, 17 MINDE

Player of the Match: Caroline GRAHAM HANSEN (NOR)

Scorers: 0-1 4' GRAHAM HANSEN (10) pen., 0-2 50' HERLOVSEN (9) pen., 1-2 78' YEO (13)

Referee: BEAUDOIN Marie-Soleil (CAN)

Assistant referees: BROWN Princess (JAM), YEE SING Stephanie-Dale (JAM)

4th official: LENGWE Gladys (ZAM)

Reserve assistant referee: SALAMASINA Maria (SAM)

Substitutions: **KOR:** 66' out KANG Chaerim (23), in LEE Mina (7), 79' out LEE Eunmi (2), in JEONG (3), 82' out MOON (9), in KANG Yumi (12)

NOR: 46' HT out UTLAND Lisa-Marie (11), in SAEVIK (21), 54' out GRAHAM HANSEN (10), in MAANUM (18), 69' out HERLOVSEN (9), in THORSNES (7)

Cautions: **KOR:** 4' CHO (8), 85' YEO (13)

Expulsions: –

GROUP B

Germany v. China PR 1-0 (0-0)

3 08.06.2019 15:00 RENNES 15,283

GER: 1 SCHULT; 2 SIMON, 3 HENDRICH, 5 HEGERING, 9 HUTH, 10 MAROZSAN, 11 POPP (C), 13 DAEBRITZ, 15 GWINN, 18 LEUPOLZ, 23 DOORSOUN

CHN: 12 PENG; 2 LIU Shanshan, 3 LIN, 4 LOU Jiahui, 5 WU (C), 6 HAN, 9 YANG, 11 WANG Shanshan, 17 GU, 20 ZHANG, 21 YAO

Player of the Match: Giulia GWINN (GER)

Scorers: 1-0 66' GWINN (15)

Referee: BEAUDOIN Marie-Soleil (CAN)

Assistant referees: BROWN Princess (JAM), YEE SING Stephanie-Dale (JAM)

4th official: VENEGAS Lucila (MEX)

Reserve assistant referee: CHAVEZ Mayte (MEX)

Substitutions: **GER:** 46' HT out SIMON (2), in OBERDORF (6), 63' out LEUPOLZ (18), in MAGULL (20), 85' out HUTH (9), in SCHUELLER (7)

CHN: 33' out LOU Jiahui (4), in TAN (19), 46' HT out YAO (21), in WANG Shuang (7), 69' out YANG (9), in SONG (15)

Cautions: **GER:** 82' OBERDORF (6)

CHN: 12' WANG Shanshan (11), 44' YANG (9), 50' LIU Shanshan (2), 71' WANG Shuang (7)

Expulsions: –

Germany v. Spain 1-0 (1-0)

15 12.06.2019 18:00 VALENCIENNES 20,761

GER: 1 SCHULT; 3 HENDRICH, 5 HEGERING, 6 OBERDORF, 8 GOESSLING, 9 HUTH, 11 POPP (C), 13 DAEBRITZ, 15 GWINN, 17 SCHWEERS, 23 DOORSOUN

ESP: 13 PANOS; 4 PAREDES, 7 CORREDERA, 8 TORREJON (C), 9 CALDENTEY, 10 HERMOSO, 11 PUTELLAS, 14 TORRECILLA, 15 MESEGUER, 16 LEON, 22 GARCIA Nahikari

Player of the Match: Sara DAEBRITZ (GER)

Scorers: 1-0 42' DAEBRITZ (13)

Referee: MONZUL Kateryna (UKR)

Assistant referees: STRILETSKA Maryna (UKR), ARDASHEVA Oleksandra (UKR)

4th official: BRAZ Sandra (POR)

Reserve assistant referee: TEPUSA Mihaela (ROU)

Substitutions: **GER:** 46' HT out HENDRICH (3), in BUEHL (19), 64' out OBERDORF (6), in MAGULL (20), 80' out GOESSLING (8), in LEUPOLZ (18)

ESP: 59' out CALDENTEY (9), in GARCIA Lucia (17), 66' out MESEGUER (15), in GUIJARRO (12), 77' out PUTELLAS (11), in BONMATI (18)

Cautions: **GER:** 63' SCHWEERS (17)

Expulsions: –

South Africa v. Germany 0-4 (0-3)

27 17.06.2019 18:00 MONTPELLIER 15,502

RSA: 16 DLAMINI; 2 RAMALEPE, 3 VILAKAZI, 4 MATLOU, 5 VAN WYK (C), 6 MAKHABANE, 8 FULUTUDILU, 9 MTHANDI, 15 JANE, 19 BIYANA, 21 NDIENI

GER: 1 SCHULT; 5 HEGERING, 9 HUTH, 11 POPP (C), 13 DAEBRITZ, 15 GWINN, 17 SCHWEERS, 18 LEUPOLZ, 19 BUEHL, 20 MAGULL, 23 DOORSOUN

Player of the Match: Sara DAEBRITZ (GER)

Scorers: 0-1 14' LEUPOLZ (18), 0-2 29' DAEBRITZ (13), 0-3 40' POPP (11), 0-4 58' MAGULL (20)

Referee: BRAZ Sandra (POR)

Assistant referees: MAGNUSSON Julia (SWE), RASHID Lisa (ENG)

4th official: FRAPPART Stephanie (FRA)

Reserve assistant referee: O NEILL Michelle (IRL)

Substitutions: **RSA:** 46' HT out MTHANDI (9), in KGATLANA (11), 46' HT out FULUTUDILU (8), in MULAUDZI (22), 89' out BIYANA (19), in SMEDA (17)

GER: 46' HT out SCHWEERS (17), in SIMON (2), 59' out HUTH (9), in DALLMANN (16), 66' out BUEHL (19), in SCHUELLER (7)

Cautions: **RSA:** 53' RAMALEPE (2), 58' VILAKAZI (3), 66' MULAUDZI (22)

GER: 54' MAGULL (20)

Expulsions: –

Spain v. South Africa 3-1 (0-1)

4 08.06.2019 18:00 LE HAVRE 12,044

ESP: 13 PANOS; 4 PAREDES, 6 LOSADA, 7 CORREDERA, 8 TORREJON (C), 9 CALDENTEY, 10 HERMOSO, 11 PUTELLAS, 14 TORRECILLA, 16 LEON, 19 SAMPEDRO

RSA: 16 DLAMINI; 2 RAMALEPE, 3 VILAKAZI, 4 MATLOU, 5 VAN WYK (C), 8 FULUTUDILU, 9 MTHANDI, 10 MOTLHALO, 11 KGATLANA, 15 JANE, 19 BIYANA

Player of the Match: Jennifer HERMOSO (ESP)

Scorers: 0-1 25' KGATLANA (11), 1-1 69' HERMOSO (10) pen., 2-1 82' HERMOSO (10) pen., 3-1 89' GARCIA Lucia (17)

Referee: CARVAJAL Maria (CHI)

Assistant referees: VASQUEZ Leslie (CHI), TOLOZA Loreto (CHI)

4th official: FORTUNATO Laura (ARG)

Reserve assistant referee: BLANCO Mary (COL)

Substitutions: **ESP:** 46' HT out LOSADA (6), in BONMATI (18), 46' HT out SAMPEDRO (19), in GARCIA Lucia (17), 73' out PUTELLAS (11), in GARCIA Nahikari (22)

RSA: 52' out MOTLHALO (10), in NDIENI (21), 56' out MTHANDI (9), in SEOPOSENWE (12), 77' out FULUTUDILU (8), in SMEDA (17)

Cautions: **ESP:** 90'+4' CORREDERA (7)

RSA: 68' VAN WYK (5), 77' BIYANA (19)

Expulsions: **RSA:** 81' (2YR) VILAKAZI (3)

South Africa v. China PR 0-1 (0-1)

16 13.06.2019 21:00 PARIS 20,011

RSA: 20 SWART; 2 RAMALEPE, 4 MATLOU, 5 VAN WYK (C), 6 MAKHABANE, 8 FULUTUDILU, 11 KGATLANA, 13 MBANE, 15 JANE, 19 BIYANA, 23 HOLWENI

CHN: 12 PENG; 2 LIU Shanshan, 3 LIN, 5 WU (C), 6 HAN, 7 WANG Shuang, 10 LI Ying, 11 WANG Shanshan, 13 WANG Yan, 17 GU, 20 ZHANG

Player of the Match: Li Ying (CHN)

Scorers: 0-1 40' Li Ying (10)

Referee: KULCSAR Katalin (HUN)

Assistant referees: TOROK Katalin (HUN), RODAK Sanja (CRO)

4th official: ADAMKOVA Jana (CZE)

Reserve assistant referee: YEE SING Stephanie-Dale (JAM)

Substitutions: **RSA:** 60' out FULUTUDILU (8), in SEOPOSENWE (12), 72' out HOLWENI (23), in SMEDA (17), 82' out JANE (15), in MOTLHALO (10)

CHN: 65' out GU (17), in LOU Jiahui (4), 78' out Li Ying (10), in YAO (21), 81' out WANG Yan (13), in YANG Li (9)

Cautions: **RSA:** 83' MATLOU (4)

Expulsions: –

China PR v. Spain 0-0

28 17.06.2019 18:00 LE HAVRE 11,814

CHN: 12 PENG; 2 LIU Shanshan, 3 LIN, 5 WU (C), 6 HAN, 7 WANG Shuang, 10 LI Ying, 11 WANG Shanshan, 13 WANG Yan, 17 GU, 20 ZHANG

ESP: 13 PANOS; 3 OUAHABI, 4 PAREDES (C), 7 CORREDERA, 9 CALDENTEY, 10 HERMOSO, 12 GUIJARRO, 14 TORRECILLA, 16 LEON, 17 GARCIA Lucia, 22 GARCIA Nahikari

Player of the Match: PENG Shimeng (CHN)

Scorers: –

Referee: ALVES BATISTA Edina (BRA)

Assistant referees: BACK Neuza (BRA), SACLLOTTI Tatiane (BRA)

4th official: FORTUNATO Laura (ARG)

Reserve assistant referee: BLANCO Mary (COL)

Substitutions: **CHN:** 46' HT out WANG Shanshan (11), in YANG (9), 55' out WANG Shuang (7), in LI Wen (16), 87' out GU (17), in YAO (21)

ESP: 46' HT out CALDENTEY (9), in FALCON (21), 67' out GARCIA Nahikari (22), in PUTELLAS (11), 86' out GARCIA Lucia (17), in JIMENEZ (2)

Cautions: **CHN:** 63' LI (16)

Expulsions: –

GROUP C

Australia v. Italy 1-2 (1-0)

5 09.06.2019 13:00 VALENCIENNES 15,380

AUS: 1 WILLIAMS; 4 POLKINGHORNE, 6 LOGARZO, 7 CATLEY, 9 FOORD, 10 VAN EGMOND, 13 YALLOP, 14 KENNEDY, 16 RASO, 20 KERR (C), 21 CARPENTER

ITA: 1 GIULIANI; 2 BERGAMASCHI, 3 GAMA (C), 4 GALLI, 5 LINARI, 7 GUAGNI, 10 GIRELLI, 11 BONANSEA, 18 MAURO, 21 CERNOIA, 23 GIUGLIANO

Player of the Match: Barbara BONANSEA (ITA)

Scorers: 1-0 22' KERR (20), 1-1 56' BONANSEA (11), 1-2 90'+5 BONANSEA (11)

Referee: BORJAS Melissa (HON)

Assistant referees: PERELLO Shirley (HON), MARISCAL Felisha (USA)

4th official: KOROJEVA Ekaterina (USA)

Reserve assistant referee: CAUDILLO Eneida (MEX)

Substitutions: AUS: 61' out LOGARZO (6), in DE VANNA (11), 69' out RASO (16), in GORRY (19), 83' out YALLOP (13), in KELLOND-KNIGHT (8)

ITA: 46' HT out GALLI (4), in BARTOLI (13), 58' out MAURO (18), in SABATINO (9), 77' out BERGAMASCHI (2), in GIACINTI (19)

Cautions: AUS: 76' DE VANNA (11)

ITA: 21' GAMA (3), 63' GIRELLI (10), 70' CERNOIA (21)

Expulsions: –

Brazil v. Jamaica 3-0 (1-0)

6 09.06.2019 15:30 GRENOBLE 17,668

BRA: 1 BARBARA; 5 THAISA, 6 TAMIREs, 7 ANDRESSA, 8 FORMIGA, 9 DEBINHA, 11 CRISTIANE, 13 LETICIA SANTOS, 14 KATHELLEN, 16 BEATRIZ, 21 MONICA (C)

JAM: 1 SCHNEIDER; 4 SWABY, 5 PLUMMER (C), 6 SOLAUN, 9 SWEATMAN, 11 SHAW, 14 BLACKWOOD Den-Den, 16 BOND-FLASZA, 17 SWABY, 18 CARTER, 20 MATTHEWS

Player of the Match: CRISTIANE (BRA)

Scorers: 1-0 15' CRISTIANE (11), 2-0 50' CRISTIANE (11), 3-0 64' CRISTIANE (11)

Referee: HUSSEIN Riem (GER)

Assistant referees: COCKBURN Kylie (SCO), TEPUSA Mihaela (ROU)

4th official: MONZUL Kateryna (UKR)

Reserve assistant referee: IUGULESCU Petruta (ROU)

Substitutions: BRA: 65' out BEATRIZ (16), in GEYSE (23), 65' out CRISTIANE (11), in LUDMILA (19), 76' out KATHELLEN (14), in DAIANE (3)

JAM: 62' out MATTHEWS (20), in BROWN (10), 72' out SOLAUN (6), in ASHER (7), 79' out CARTER (18), in CAMERON (15)

Cautions: BRA: 58' FORMIGA (8), 82' DAIANE (3)

JAM: 17' PLUMMER (5)

Expulsions: –

Australia v. Brazil 3-2 (1-2)

17 13.06.2019 18:00 MONTPELLIER 17,032

AUS: 1 WILLIAMS; 6 LOGARZO, 7 CATLEY, 8 KELLOND-KNIGHT, 9 FOORD, 10 VAN EGMOND, 13 YALLOP, 14 KENNEDY, 15 GIELNIK, 20 KERR (C), 21 CARPENTER

BRA: 1 BARBARA; 5 THAISA, 6 TAMIREs, 7 ANDRESSA, 8 FORMIGA, 9 DEBINHA, 10 MARTA (C), 11 CRISTIANE, 13 LETICIA SANTOS, 14 KATHELLEN, 21 MONICA

Player of the Match: Chloe LOGARZO (AUS)

Scorers: 0-1 27' MARTA (10) pen., 0-2 38' CRISTIANE (11), 1-2 45'+0 FOORD (9), 2-2 58' LOGARZO (6), 3-2 66' MONICA (21) own goal

Referee: STAUBLI Esther (SUI)

Assistant referees: MASSEY Sian (ENG), KUENG Susanne (SUI)

4th official: FRAPPART Stephanie (FRA)

Reserve assistant referee: RAKOTOZAFINORO Lidwine (MAD)

Substitutions: AUS: 72' out GIELNIK (15), in RASO (16), 90'+5 out FOORD (9), in ROESTBAKKEN (5)

BRA: 46' HT out MARTA (10), in LUDMILA (19), 46' HT out FORMIGA (8), in LUANA (18), 75' out CRISTIANE (11), in BEATRIZ (16)

Cautions: BRA: 14' FORMIGA (8), 85' ANDRESSA (7), 87' LUANA (18)

Expulsions: –

Jamaica v. Italy 0-5 (0-2)

18 14.06.2019 18:00 REIMS 12,016

JAM: 1 SCHNEIDER; 4 SWABY, 5 PLUMMER (C), 6 SOLAUN, 7 ASHER, 11 SHAW, 12 CAMPBELL, 14 BLACKWOOD, 17 SWABY, 21 ADAMOLEKUN, 22 GREY

ITA: 1 GIULIANI; 2 BERGAMASCHI, 3 GAMA (C), 5 LINARI, 7 GUAGNI, 9 SABATINO, 10 GIRELLI, 11 BONANSEA, 13 BARTOLI, 21 CERNOIA, 23 GIUGLIANO

Player of the Match: Cristiana GIRELLI (ITA)

Scorers: 0-1 12' GIRELLI (10) pen., 0-2 25' GIRELLI (10), 0-3 46' GIRELLI (10), 0-4 71' GALLI (4), 0-5 81' GALLI (4)

Referee: KEIGHLEY Anna-Marie (NZL)

Assistant referees: JONES Sarah (NZL), SALAMASINA Maria (SAM)

4th official: UMPIERREZ Claudia (URU)

Reserve assistant referee: AMBOYA Monica (ECU)

Substitutions: JAM: 46' HT out SWABY (4), in SWEATMAN (9), 66' out GREY (22), in BROWN (10), 76' out ADAMOLEKUN (21), in SILVER (2)

ITA: 57' out GUAGNI (7), in BOATTIN (17), 65' out BERGAMASCHI (2), in GALLI (4), 72' out GIRELLI (10), in GIACINTI (19)

Cautions: JAM: 12' SCHNEIDER (1), 59' SHAW (11)

Expulsions: –

Jamaica v. Australia 1-4 (0-2)

29 18.06.2019 21:00 GRENOBLE 17,402

JAM: 13 McCLURE; 4 SWABY, 5 PLUMMER (C), 11 SHAW, 12 CAMPBELL, 14 BLACKWOOD, 15 CAMERON, 17 SWABY, 19 PATTERSON, 20 MATTHEWS, 22 GREY

AUS: 1 WILLIAMS; 5 ROESTBAKKEN, 6 LOGARZO, 7 CATLEY, 10 VAN EGMOND, 11 DE VANNA, 14 KENNEDY, 15 GIELNIK, 19 GORRY, 20 KERR (C), 21 CARPENTER

Player of the Match: Sam KERR (AUS)

Scorers: 0-1 11' KERR (20), 0-2 42' KERR (20), 1-2 49' SOLAUN (6), 1-3 69' KERR (20), 1-4 83' KERR (20)

Referee: KULCSAR Katalin (HUN)

Assistant referees: TOROK Katalin (HUN), RODAK Sanja (CRO)

4th official: ADAMKOVA Jana (CZE)

Reserve assistant referee: SUKENIKOVA Maria (SVK)

Substitutions: JAM: 46' HT out CAMERON (15), in SOLAUN (6), 59' out MATTHEWS (20), in CARTER (18), 72' out GREY (22), in BROWN (10)

AUS: 59' out GIELNIK (15), in FOORD (9), 63' out DE VANNA (11), in RASO (16), 87' out GORRY (19), in LUIK (3)

Cautions: JAM: 71' PLUMMER (5)

AUS: 76' VAN EGMOND (10)

Expulsions: –

Italy v. Brazil 0-1 (0-0)

30 18.06.2019 21:00 VALENCIENNES 21,669

ITA: 1 GIULIANI; 3 GAMA (C), 4 GALLI, 5 LINARI, 7 GUAGNI, 10 GIRELLI, 11 BONANSEA, 13 BARTOLI, 19 GIACINTI, 21 CERNOIA, 23 GIUGLIANO

BRA: 1 BARBARA; 5 THAISA, 6 TAMIREs, 9 DEBINHA, 10 MARTA (C), 11 CRISTIANE, 13 LETICIA SANTOS, 14 KATHELLEN, 17 ANDRESSINHA, 19 LUDMILA, 21 MONICA

Player of the Match: MARTA (BRA)

Scorers: 0-1 74' MARTA (10) pen.

Referee: VENEGAS Lucila (MEX)

Assistant referees: CHAVEZ Mayte (MEX), CAUDILLO Eneida (MEX)

4th official: KOROJEVA Ekaterina (USA)

Reserve assistant referee: NJOROGUE Mary (KEN)

Substitutions: ITA: 63' out GIACINTI (19), in BERGAMASCHI (2), 71' out BARTOLI (13), in BOATTIN (17), 78' out GIRELLI (10), in MAURO (18)

BRA: 65' out CRISTIANE (11), in BEATRIZ (16), 76' out LETICIA SANTOS (13), in POLIANA (2), 84' out MARTA (10), in LUANA (18)

Cautions: ITA: 15' BARTOLI (13)

BRA: 13' LETICIA SANTOS (13), 90'+4 KATHELLEN (14)

Expulsions: –

GROUP D

England v. Scotland 2-1 (2-0)

7 09.06.2019 18:00 NICE 13,188

ENG: 1 BARDSLEY; 2 BRONZE, 3 GREENWOOD, 4 WALSH, 5 HOUGHTON (C), 6 BRIGHT, 7 PARRIS, 8 SCOTT, 10 KIRBY, 18 WHITE, 22 MEAD

SCO: 1 ALEXANDER ; 3 DOCHERTY, 4 CORSIE (C), 5 BEATTIE, 8 LITTLE, 9 WEIR, 11 EVANS, 15 HOWARD, 16 MURRAY Christie, 18 EMSLIE, 22 CUTHBERT

Player of the Match: Nikita PARRIS (ENG)

Scorers: 1-0 14' PARRIS (7) pen., 2-0 40' WHITE (18), 2-1 79' EMSLIE (18)

Referee: ADAMKOVA Jana (CZE)

Assistant referees: RATAJOVA Lucie (CZE), SUKENIKOVA Maria (SVK)

4th official: PUSTOVOYTOVA Anastasia (RUS)

Reserve assistant referee: RODAK Sanja (CRO)

Substitutions: ENG: 55' out BRIGHT (6), in McMANUS (15), 71' out MEAD (22), in CARNEY (20), 82' out KIRBY (10), in STANWAY (19)

SCO: 55' out DOCHERTY (3), in SMITH (2), 75' out HOWARD (15), in ARTHUR (14), 87' out MURRAY Christie (16), in ARNOT (23)

Cautions: SCO: 43' BEATTIE (5), 47' DOCHERTY (3)

Expulsions: –

England v. Argentina 1-0 (0-0)

19 14.06.2019 21:00 LE HAVRE 20,294

ENG: 13 TELFORD; 2 BRONZE, 3 GREENWOOD, 5 HOUGHTON (C), 7 PARRIS, 8 SCOTT, 9 TAYLOR, 10 KIRBY, 15 McMANUS, 16 MOORE, 22 MEAD

ARG: 1 CORREA; 2 BARROSO, 3 STABILE, 4 SACHS, 6 COMETTI, 8 BRAVO, 9 JAIMES, 10 BANINI (C), 11 BONSEGUNDO, 14 MAYORGA, 16 BENITEZ

Player of the Match: Vanina CORREA (ARG)

Scorers: 1-0 62' TAYLOR (9)

Referee: QIN Liang (CHN)

Assistant referees: FANG Yan (CHN), KIM Kyoung Min (KOR)

4th official: RI Hyang Ok (PRK)

Reserve assistant referee: HONG Kum Nyo (PRK)

Substitutions: ENG: 81' out MEAD (22), in STANWAY (19), 87' out PARRIS (7), in DALY (17), 89' out KIRBY (10), in CARNEY (20)

ARG: 68' out BANINI (10), in LARROQUETTE (19), 77' out BENITEZ (16), in SANTANA (5), 90' out JAIMES (9), in OVIEDO (7)

Cautions: ENG: 45'+2 MOORE (16)

ARG: 39' COMETTI (6), 69' BARROSO (2)

Expulsions: –

Japan v. England 0-2 (0-1)

31 19.06.2019 21:00 NICE 14,319

JPN: 18 YAMASHITA; 3 SAMESHIMA, 4 KUMAGAI (C), 5 ICHISE, 6 SUGITA, 7 NAKAJIMA, 8 IWABUCHI, 11 KOBAYASHI, 19 ENDO, 20 YOKOYAMA, 22 SHIMIZU

ENG: 1 BARDSLEY; 2 BRONZE, 4 WALSH, 5 HOUGHTON (C), 6 BRIGHT, 8 SCOTT, 11 DUGGAN, 12 STOKES, 17 DALY, 18 WHITE, 19 STANWAY

Player of the Match: Ellen WHITE (ENG)

Scorers: 0-1 14' WHITE (18), 0-2 84' WHITE (18)

Referee: UMPIERREZ Claudia (URU)

Assistant referees: MASCARANA Luciana (URU), AMBOYA Monica (ECU)

4th official: CARVAJAL Maria (CHI)

Reserve assistant referee: VICTOIRE Queeny (MRI)

Substitutions: JPN: 61' out YOKOYAMA (20), in SUGASAWA (9), 62' out KOBAYASHI (11), in MIURA (17), 85' out ENDO (19), in TAKARADA (13)

ENG: 72' out WALSH (4), in MOORE (16), 74' out STANWAY (19), in CARNEY (20), 83' out DUGGAN (11), in PARRIS (7)

Cautions: –

Expulsions: –

Argentina v. Japan 0-0

8 10.06.2019 18:00 PARIS 25,055

ARG: 1 CORREA; 2 BARROSO, 3 STABILE, 6 COMETTI, 8 BRAVO, 9 JAIMES, 10 BANINI (C), 11 BONSEGUNDO, 13 GOMEZ, 14 MAYORGA, 16 BENITEZ

JPN: 18 YAMASHITA; 3 SAMESHIMA, 4 KUMAGAI (C), 6 SUGITA, 7 NAKAJIMA, 9 SUGASAWA, 12 MINAMI, 14 HASEGAWA, 17 MIURA, 20 YOKOYAMA, 22 SHIMIZU

Player of the Match: Estefania BANINI (ARG)

Scorers: –

Referee: FRAPPART Stephanie (FRA)

Assistant referees: NICOLOSI Manuela (FRA), O NEILL Michelle (IRL)

4th official: KEIGHLEY Anna-Marie (NZL)

Reserve assistant referee: JONES Sarah (NZL)

Substitutions: ARG: 64' out BRAVO (8), in SANTANA (5), 77' out BONSEGUNDO (11), in LARROQUETTE (19), 79' out BENITEZ (16), in CORONEL (17)

JPN: 57' out YOKOYAMA (20), in IWABUCHI (8), 74' out NAKAJIMA (7), in ENDO (19), 90' out SUGASAWA (9), in TAKARADA (13)

Cautions: JPN: 38' SHIMIZU (22), 45'+1 SUGITA (6), 85' IWABUCHI (8)

Expulsions: –

Japan v. Scotland 2-1 (2-0)

20 14.06.2019 15:00 RENNES 13,201

JPN: 18 YAMASHITA; 3 SAMESHIMA, 4 KUMAGAI (C), 5 ICHISE, 6 SUGITA, 7 NAKAJIMA, 8 IWABUCHI, 9 SUGASAWA, 17 MIURA, 19 ENDO, 22 SHIMIZU

SCO: 1 ALEXANDER ; 2 SMITH, 4 CORSIE (C), 5 BEATTIE, 7 LAUDER, 8 LITTLE, 9 WEIR, 11 EVANS, 13 ROSS, 22 CUTHBERT, 23 ARNOT

Player of the Match: Mana IWABUCHI (JPN)

Scorers: 1-0 23' IWABUCHI (8), 2-0 37' SUGASAWA (9) pen., 2-1 88' CLELLAND (19)

Referee: ABEDE Lidya Tafesse (ETH)

Assistant referees: NJOROGUE Mary (KEN), VICTOIRE Queeny (MRI)

4th official: LENGWE Gladys (ZAM)

Reserve assistant referee: BROWN Princess (JAM)

Substitutions: JPN: 66' out ENDO (19), in KOBAYASHI (11), 81' out IWABUCHI (8), in HASEGAWA (14)

SCO: 60' out ARNOT (23), in EMSLIE (18), 76' out ROSS (13), in CLELLAND (19), 85' out EVANS (11), in BROWN (20)

Cautions: JPN: 19' SAMESHIMA (3)

SCO: 36' CORSIE (4)

Expulsions: –

Scotland v. Argentina 3-3 (1-0)

32 19.06.2019 21:00 PARIS 28,205

SCO: 1 ALEXANDER ; 2 SMITH, 3 DOCHERTY, 4 CORSIE (C), 5 BEATTIE, 8 LITTLE, 9 WEIR, 10 CRICHTON, 11 EVANS, 18 EMSLIE, 22 CUTHBERT

ARG: 1 CORREA; 2 BARROSO, 3 STABILE, 5 SANTANA, 6 COMETTI, 8 BRAVO, 9 JAIMES, 10 BANINI (C), 11 BONSEGUNDO, 16 BENITEZ, 19 LARROQUETTE

Player of the Match: Erin CUTHBERT (SCO)

Scorers: 1-0 19' LITTLE (8), 2-0 49' BEATTIE (5), 3-0 69' CUTHBERT (22), 3-1 74' MENENDEZ (22), 3-2 79' ALEXANDER (1) own goal, 3-3 90'+4 BONSEGUNDO (11) pen.

Referee: RI Hyang Ok (PRK)

Assistant referees: HONG Kum Nyo (PRK), KIM Kyoung Min (KOR)

4th official: ABEDE Lidya Tafesse (ETH)

Reserve assistant referee: BOZONO Makoto (JPN)

Substitutions: SCO: 86' out SMITH (2), in HOWARD (15), 86' out EVANS (11), in BROWN (20)

ARG: 60' out BANINI (10), in MENENDEZ (22), 70' out JAIMES (9), in IPPOLITO (20), 82' out SANTANA (5), in MAYORGA (14)

Cautions: SCO: 85' CUTHBERT (22), 86' WEIR (9), 90'+3 ALEXANDER (1)

ARG: 75' LARROQUETTE (19)

Expulsions: –

GROUP E

Canada v. Cameroon 1-0 (1-0)

9 10.06.2019 21:00 MONTPELLIER 10,710

CAN: 1 LABBE; 2 CHAPMAN, 3 BUCHANAN, 4 ZADORSKY, 10 LAWRENCE, 11 SCOTT, 12 SINCLAIR (C), 13 SCHMIDT, 15 PRINCE, 16 BECKIE, 17 FLEMING

CMR: 1 NGO NDOM; 2 MANIE (C), 3 NCHOUT, 4 LEUKO, 6 JOHNSON, 7 ABOUDI ONGUENE, 8 FEUDJIO, 10 YANGO, 11 AWONA, 12 MEFFOMETOU, 19 NGO NDOUMBOUK

Player of the Match: Kadeisha BUCHANAN (CAN)

Scorers: 1-0 45' BUCHANAN (3)

Referee: RI Hyang Ok (PRK)

Assistant referees: HONG Kum Nyo (PRK), KIM Kyoung Min (KOR)

4th official: QIN Liang (CHN)

Reserve assistant referee: LEE Seul Gi (KOR)

Substitutions: CAN: 75' out PRINCE (15), in ROSE (6)

CMR: 67' out NCHOUT (3), in AKABA (18),
68' out NGO NDOUMBOUK (19), in ENGANAMOUIT (17),
82' out YANGO (10), in MEYONG (13)

Cautions: CMR: 37' NGO NDOUMBOUK (19), 74' ENGANAMOUIT (17)

Expulsions: –

Canada v. New Zealand 2-0 (0-0)

21 15.06.2019 21:00 GRENOBLE 14,856

CAN: 1 LABBE; 3 BUCHANAN, 4 ZADORSKY, 8 RIVIERE, 10 LAWRENCE, 11 SCOTT, 12 SINCLAIR (C), 13 SCHMIDT, 15 PRINCE, 16 BECKIE, 17 FLEMING

NZL: 1 NAYLER; 2 PERCIVAL, 4 BOTT C.J., 6 STOTT, 7 RILEY (C), 8 ERCEG, 11 GREGORIUS, 12 HASSETT, 13 WHITE, 14 BOWEN, 22 CHANCE

Player of the Match: Jessie FLEMING (CAN)

Scorers: 1-0 48' FLEMING (17), 2-0 79' PRINCE (15)

Referee: YAMASHITA Yoshimi (JPN)

Assistant referees: TESHIOGI Naomi (JPN), BOZONO Makoto (JPN)

4th official: JACEWICZ Kate (AUS)

Reserve assistant referee: RODAK Sanja (CRO)

Substitutions: CAN: 75' out RIVIERE (8), in CHAPMAN (2),
83' out BECKIE (16), in QUINN (5),
84' out PRINCE (15), in LEON (19)NZL: 18' out BOTT C.J. (4), in LONGO (10),
62' out GREGORIUS (11), in GREEN (3),
85' out HASSETT (12), in KETE (9)

Cautions: –

Expulsions: –

Netherlands v. Canada 2-1 (0-0)

33 20.06.2019 18:00 REIMS 19,277

NED: 1 VAN VEENENDAAL (C); 2 VAN LUNTEREN, 4 VAN DONGEN, 6 DEKKER, 7 VAN DE SANDEN, 8 SPITSE, 9 MIEDEMA, 10 VAN DE DONK, 11 MARTENS, 14 GROENEN, 20 BLOODWORTH

CAN: 1 LABBE; 2 CHAPMAN, 3 BUCHANAN, 4 ZADORSKY, 9 HUITEMA, 10 LAWRENCE, 11 SCOTT, 12 SINCLAIR (C), 13 SCHMIDT, 16 BECKIE, 17 FLEMING

Player of the Match: Christine SINCLAIR (CAN)

Scorers: 1-0 54' DEKKER (6), 1-1 60' SINCLAIR (12),
2-1 75' BEERENSTEYN (21)

Referee: FRAPPART Stephanie (FRA)

Assistant referees: NICOLOSI Manuela (FRA), O NEILL Michelle (IRL)

4th official: MUKANSANGA Salima (RWA)

Reserve assistant referee: YEE SING Stephanie-Dale (JAM)

Substitutions: NED: 70' out SPITSE (8), in ROORD (19),
70' out MARTENS (11), in BEERENSTEYN (21),
87' out VAN DE DONK (10), in JANSEN (13)CAN: 68' out SINCLAIR (12), in LEON (19),
69' out CHAPMAN (2), in RIVIERE (8),
79' out SCOTT (11), in QUINN (5)

Cautions: NED: 23' DEKKER (6), 90' ROORD (19)

CAN: 38' BUCHANAN (3), 80' QUINN (5)

Expulsions: –

New Zealand v. Netherlands 0-1 (0-0)

10 11.06.2019 15:00 LE HAVRE 10,654

NZL: 1 NAYLER; 2 PERCIVAL, 4 BOTT C.J., 6 STOTT, 7 RILEY (C), 8 ERCEG, 11 GREGORIUS, 12 HASSETT, 13 WHITE, 14 BOWEN, 22 CHANCE

NED: 1 VAN VEENENDAAL (C); 2 VAN LUNTEREN, 3 VAN DER GRAGT, 5 VAN ES, 7 VAN DE SANDEN, 8 SPITSE, 9 MIEDEMA, 10 VAN DE DONK, 11 MARTENS, 14 GROENEN, 20 BLOODWORTH

Player of the Match: Lieke MARTENS (NED)

Scorers: 0-1 90'+2 ROORD (19)

Referee: ALVES BATISTA Edina (BRA)

Assistant referees: BACK Neuza (BRA), SACILOTTI Tatiane (BRA)

4th official: CARVAJAL Maria (CHI)

Reserve assistant referee: AMBOYA Monica (ECU)

Substitutions: NZL: 67' out HASSETT (12), in LONGO (10),
73' out WHITE (13), in WILKINSON (17),
73' out GREGORIUS (11), in SATCHELL (19)NED: 70' out VAN ES (5), in VAN DONGEN (4),
75' out GROENEN (14), in ROORD (19),
86' out VAN DE SANDEN (7), in BEERENSTEYN (21)

Cautions: –

Expulsions: –

Netherlands v. Cameroon 3-1 (1-1)

22 15.06.2019 15:00 VALENCIENNES 22,423

NED: 1 VAN VEENENDAAL (C); 2 VAN LUNTEREN, 5 VAN ES, 6 DEKKER, 7 VAN DE SANDEN, 8 SPITSE, 9 MIEDEMA, 10 VAN DE DONK, 11 MARTENS, 14 GROENEN, 20 BLOODWORTH

CMR: 1 NGO NDOM; 2 MANIE (C), 4 LEUKO, 6 JOHNSON, 7 ABOUDI ONGUENE, 8 FEUDJIO, 10 YANGO, 12 MEFFOMETOU, 17 ENGANAMOUIT, 20 NGO MBELECK, 22 ABAM

Player of the Match: Vivianne MIEDEMA (NED)

Scorers: 1-0 41' MIEDEMA (9), 1-1 43' ABOUDI ONGUENE (7),
2-1 48' BLOODWORTH (20), 3-1 85' MIEDEMA (9)

Referee: REIBELT Casey (AUS)

Assistant referees: LEE Seul Gi (KOR), HAGIO Maiko (JPN)

4th official: KOROLEVA Ekaterina (USA)

Reserve assistant referee: SUKENIKOVA Maria (SVK)

Substitutions: NED: 66' out VAN DE SANDEN (7), in BEERENSTEYN (21),
71' out VAN DE DONK (10), in ROORD (19),
86' out VAN ES (5), in VAN DONGEN (4)CMR: 60' out ABAM (22), in NCHOUT (3),
66' out NGO MBELECK (20), in MEYONG (13),
75' out ENGANAMOUIT (17), in AKABA (18)

Cautions: CMR: 14' MANIE (2), 37' NGO MBELECK (20), 68' FEUDJIO (8)

Expulsions: –

Cameroon v. New Zealand 2-1 (0-0)

34 20.06.2019 18:00 MONTPELLIER 8,009

CMR: 1 NGO NDOM; 3 NCHOUT, 4 LEUKO, 5 EJANGUE, 6 JOHNSON, 7 ABOUDI ONGUENE (C), 8 FEUDJIO, 10 YANGO, 11 AWONA, 17 ENGANAMOUIT, 22 ABAM

NZL: 1 NAYLER; 2 PERCIVAL, 3 GREEN, 6 STOTT, 7 RILEY (C), 8 ERCEG, 11 GREGORIUS, 13 WHITE, 14 BOWEN, 16 DUNCAN, 22 CHANCE

Player of the Match: Ajara NCHOUT (CMR)

Scorers: 1-0 57' NCHOUT (3), 1-1 80' AWONA (11) own goal,

2-1 90'+5 NCHOUT (3)

Referee: MONZUL Kateryna (UKR)

Assistant referees: STRILETSKA Maryna (UKR), ARDASHEVA Oleksandra (UKR)

4th official: BRAZ Sandra (POR)

Reserve assistant referee: MAGNUSSON Julia (SWE)

Substitutions: CMR: 54' out ENGANAMOUIT (17), in TAKOUNDA (21),
84' out YANGO (10), in ABENA (14)NZL: 68' out GREEN (3), in HASSETT (12),
68' out DUNCAN (16), in WILKINSON (17),
88' out CHANCE (22), in LONGO (10)

Cautions: CMR: 69' TAKOUNDA (21)

NZL: 68' GREEN (3)

Expulsions: –

GROUP F

USA v. Thailand 13-0 (3-0)

11 11.06.2019 21:00 REIMS 18,591

USA: 1 NAEHER; 3 MEWIS, 5 O HARA, 7 DAHLKEMPER, 8 ERTZ, 9 HORAN, 13 MORGAN, 15 RAPINOE (C), 16 LAVELLE, 17 HEATH, 19 DUNN

THA: 18 CHOR CHAROENYING; 2 SAENKHUN, 3 CHINWONG, 5 PHANCHA, 7 INTAMEE, 8 NILD, 9 PHETWISSET, 10 SRANGTHAISONG, 12 THONGSOMBUT, 20 BOOTHDUANG, 21 SUNG-NGOEN (C)

Player of the Match: Alex MORGAN (USA)

Scorers: 1-0 12' MORGAN (13), 2-0 20' LAVELLE (16), 3-0 32' HORAN (9), 4-0 50' MEWIS (3), 5-0 53' MORGAN (13), 6-0 54' MEWIS (3), 7-0 56' LAVELLE (16), 8-0 74' MORGAN (13), 9-0 79' RAPINOE (15), 10-0 81' MORGAN (13), 11-0 85' PUGH (2), 12-0 87' MORGAN (13), 13-0 90'+2 LLOYD (10)

Referee: FORTUNATO Laura (ARG)

Assistant referees: DE ALMEIDA Mariana (ARG), BLANCO Mary (COL)

4th official: UMPIERREZ Claudia (URU)

Reserve assistant referee: MASCARANA Luciana (URU)

Substitutions: USA: 57' out LAVELLE (16), in LLOYD (10), 57' out HEATH (17), in PRESS (23), 69' out ERTZ (8), in PUGH (2)

THA: 35' out BOOTHDUANG (20), in KHUEANPET (6), 65' out THONGSOMBUT (12), in DANGDA (17), 71' out PHETWISSET (9), in SRIMANEE (13)

Cautions: THA: 72' DANGDA (17)

Expulsions: –

USA v. Chile 3-0 (3-0)

23 16.06.2019 18:00 PARIS 45,594

USA: 1 NAEHER; 2 PUGH, 4 SAUERBRUNN, 6 BRIAN, 7 DAHLKEMPER, 8 ERTZ, 9 HORAN, 10 LLOYD (C), 11 KRIEGER, 12 DAVIDSON, 23 PRESS

CHI: 1 ENDLER (C); 3 GUERRERO, 4 LARA, 6 SOTO Claudia, 8 ARAYA, 9 URRUTIA, 15 GALAZ, 17 TORO, 18 SAEZ, 20 ZAMORA, 21 BALMACEDA

Player of the Match: Christiane ENDLER (CHI)

Scorers: 1-0 11' LLOYD (10), 2-0 26' ERTZ (8), 3-0 35' LLOYD (10)

Referee: HUSSEIN Riem (GER)

Assistant referees: COCKBURN Kylie (SCO), TEPUSA Mihaela (ROU)

4th official: STAUBLI Esther (SUI)

Reserve assistant referee: KUENG Susanne (SUI)

Substitutions: USA: 46' HT out ERTZ (8), in McDONALD (22), 59' out HORAN (9), in LONG (20), 82' out DAHLKEMPER (7), in SONNETT (14)

CHI: 46' HT out SOTO Claudia (6), in LOPEZ (11), 68' out URRUTIA (9), in HUENITEO (19), 89' out LARA (4), in PARDO (14)

Cautions: USA: 23' HORAN (9), 88' LONG (20)

CHI: 76' LARA (4), 80' HUENITEO (19), 90'+4 GALAZ (15)

Expulsions: –

Sweden v. USA 0-2 (0-1)

35 20.06.2019 21:00 LE HAVRE 22,418

SWE: 1 LINDAHL; 2 ANDERSSON, 3 SEMBRANT, 9 ASLLANI, 10 JAKOBSSON, 11 BLACKSTENIUS, 13 ILESTEDT, 15 BJORN, 16 ZIGIOTTI, 17 SEGER (C), 22 SCHOUGH

USA: 1 NAEHER; 3 MEWIS, 4 SAUERBRUNN, 5 O HARA, 7 DAHLKEMPER, 9 HORAN, 13 MORGAN (C), 15 RAPINOE, 16 LAVELLE, 17 HEATH, 19 DUNN

Player of the Match: Tobin HEATH (USA)

Scorers: 0-1 3' HORAN (9), 0-2 50' ANDERSSON (2) own goal

Referee: PUSTOVOYTOVA Anastasia (RUS)

Assistant referees: KUROCHIKINA Ekaterina (RUS), IUGULESCU Petruta (ROU)

4th official: STAUBLI Esther (SUI)

Reserve assistant referee: KUENG Susanne (SUI)

Substitutions: SWE: 56' out SCHOUGH (22), in ROLFO (18), 63' out SEGER (17), in GLAS (4), 79' out ASLLANI (9), in HURTIG (8)

USA: 46' HT out MORGAN (13), in LLOYD (10), 63' out LAVELLE (16), in PRESS (23), 83' out RAPINOE (15), in PUGH (2)

Cautions: SWE: 87' JAKOBSSON (10)

USA: 59' O HARA (5)

Expulsions: –

Chile v. Sweden 0-2 (0-0)

12 11.06.2019 18:00 RENNES 15,875

CHI: 1 ENDLER (C); 3 GUERRERO, 4 LARA, 8 ARAYA, 9 URRUTIA, 10 AEDO, 15 GALAZ, 17 TORO, 18 SAEZ, 20 ZAMORA, 21 BALMACEDA

SWE: 1 LINDAHL; 3 SEMBRANT, 4 GLAS, 5 FISCHER, 6 ERIKSSON, 9 ASLLANI, 10 JAKOBSSON, 11 BLACKSTENIUS, 17 SEGER (C), 18 ROLFO, 23 RUBENSSON

Player of the Match: Kosovare ASLLANI (SWE)

Scorers: 0-1 83' ASLLANI (9), 0-2 90'+4 JANOGY (7)

Referee: VENEGAS Lucila (MEX)

Assistant referees: CHAVEZ Mayte (MEX), CAUDILLO Enequina (MEX)

4th official: BEAUDOIN Marie-Soleil (CAN)

Reserve assistant referee: BROWN Princess (JAM)

Substitutions: CHI: 59' out URRUTIA (9), in LOPEZ (11), 84' out AEDO (10), in SOTO (2)

SWE: 65' out BLACKSTENIUS (11), in ANVEGARD (19), 65' out ROLFO (18), in HURTIG (8), 81' out RUBENSSON (23), in JANOGY (7)

Cautions: CHI: 78' GUERRERO (3), 90'+6 LOPEZ (11)

SWE: 67' ERIKSSON (6)

Expulsions: –

Sweden v. Thailand 5-1 (3-0)

24 16.06.2019 15:00 NICE 9,354

SWE: 1 LINDAHL; 3 SEMBRANT, 4 GLAS, 5 FISCHER, 6 ERIKSSON, 8 HURTIG, 9 ASLLANI, 17 SEGER (C), 18 ROLFO, 19 ANVEGARD, 23 RUBENSSON

THA: 1 BOONSING; 3 CHINWONG, 5 PHANCHA, 6 KHUEANPET, 7 INTAMEE, 8 NILD, 10 SRANGTHAISONG, 12 THONGSOMBUT, 17 DANGDA, 19 SORNSAI, 21 SUNG-NGOEN (C)

Player of the Match: Kosovare ASLLANI (SWE)

Scorers: 1-0 6' SEMBRANT (3), 2-0 19' ASLLANI (9), 3-0 42' ROLFO (18), 4-0 81' HURTIG (8), 4-1 90'+1 SUNG-NGOEN (21), 5-1 90'+6 RUBENSSON (23) pen.

Referee: MUKANSANGA Salima (RWA)

Assistant referees: KWIMBIRA Bernadettar (MWI), RAKOTOZAFINORO Lidwine (MAD)

4th official: KULCSAR Katalin (HUN)

Reserve assistant referee: TOROK Katalin (HUN)

Substitutions: SWE: 46' HT out ROLFO (18), in JANOGY (7), 69' out SEGER (17), in SCHOUGH (22), 77' out ANVEGARD (19), in LARSSON (20)

THA: 56' out THONGSOMBUT (12), in SRIMANEE (13), 81' out SRIMANEE (13), in WAENNGOEN (15), 89' out INTAMEE (7), in CHUCHUEN (11)

Cautions: THA: 45'+1 DANGDA (17), 90'+5 CHINWONG (3)

Expulsions: –

Thailand v. Chile 0-2 (0-0)

36 20.06.2019 21:00 RENNES 13,567

THA: 1 BOONSING; 3 CHINWONG, 5 PHANCHA, 6 KHUEANPET, 7 INTAMEE, 8 NILD, 9 PHETWISSET, 10 SRANGTHAISONG, 12 THONGSOMBUT, 19 SORNSAI, 21 SUNG-NGOEN (C)

CHI: 1 ENDLER (C); 2 SOTO Rocio, 3 GUERRERO, 4 LARA, 8 ARAYA, 9 URRUTIA, 10 AEDO, 11 LOPEZ, 18 SAEZ, 20 ZAMORA, 21 BALMACEDA

Player of the Match: Maria Jose URRUTIA (CHI)

Scorers: 0-1 48' BOONSING (1) own goal, 0-2 80' URRUTIA (9)

Referee: KEIGHLEY Anna-Marie (NZL)

Assistant referees: JONES Sarah (NZL), SALAMASINA Maria (SAM)

4th official: LENGWE Gladys (ZAM)

Reserve assistant referee: KWIMBIRA Bernadettar (MWI)

Substitutions: THA: 58' out THONGSOMBUT (12), in WAENNGOEN (15), 73' out INTAMEE (7), in CHUCHUEN (11), 90'+1 out PHETWISSET (9), in SAENKHUN (2)

CHI: 46' HT out ARAYA (8), in GREZ (13), 88' out GREZ (13), in ROJAS (7)

Cautions: THA: 59' SORNSAI (19), 85' BOONSING (1)

Expulsions: –

STANDINGS AFTER GROUP MATCHES

Group A									
Rank	Team	MP	W	D	L	GF	GA	+/-	Pts
1	France	3	3	0	0	7	1	6	9
2	Norway	3	2	0	1	6	3	3	6
3	Nigeria	3	1	0	2	2	4	-2	3
4	Korea Republic	3	0	0	3	1	8	-7	0

Group B									
Rank	Team	MP	W	D	L	GF	GA	+/-	Pts
1	Germany	3	3	0	0	6	0	6	9
2	Spain	3	1	1	1	3	2	1	4
3	China PR	3	1	1	1	1	1	0	4
4	South Africa	3	0	0	3	1	8	-7	0

Group C									
Rank	Team	MP	W	D	L	GF	GA	+/-	Pts
1	Italy	3	2	0	1	7	2	5	6
2	Australia	3	2	0	1	8	5	3	6
3	Brazil	3	2	0	1	6	3	3	6
4	Jamaica	3	0	0	3	1	12	-11	0

Group D									
Rank	Team	MP	W	D	L	GF	GA	+/-	Pts
1	England	3	3	0	0	5	1	4	9
2	Japan	3	1	1	1	2	3	-1	4
3	Argentina	3	0	2	1	3	4	-1	2
4	Scotland	3	0	1	2	5	7	-2	1

Group E									
Rank	Team	MP	W	D	L	GF	GA	+/-	Pts
1	Netherlands	3	3	0	0	6	2	4	9
2	Canada	3	2	0	1	4	2	2	6
3	Cameroon	3	1	0	2	3	5	-2	3
4	New Zealand	3	0	0	3	1	5	-4	0

Group F									
Rank	Team	MP	W	D	L	GF	GA	+/-	Pts
1	USA	3	3	0	0	18	0	18	9
2	Sweden	3	2	0	1	7	3	4	6
3	Chile	3	1	0	2	2	5	-3	3
4	Thailand	3	0	0	3	1	20	-19	0



ROUND OF 16

Norway v. Australia (1-1, 1-0) PSO 4-1

37 22.06.2019 21:00 NICE 12,229

NOR: 1 HJELMSETH; 2 WOLD, 3 THORISDOTTIR, 6 MJELDE (C), 8 RISA, 9 HERLOVSEN, 10 GRAHAM HANSEN, 14 ENGEN, 16 REITEN, 17 MINDE, 21 SAEVIK

AUS: 1 WILLIAMS; 6 LOGARZO, 7 CATLEY, 8 KELLOND-KNIGHT, 9 FOORD, 10 VAN EGMOND, 13 YALLOP, 14 KENNEDY, 16 RASO, 20 KERR (C), 21 CARPENTER

Player of the Match: Caroline GRAHAM HANSEN (NOR)

Scorers: 1-0 31' HERLOVSEN (9), 1-1 83' KELLOND-KNIGHT (8)

Penalty Shoot-out: 1-0 GRAHAM HANSEN (10), 1-0 KERR (20), 2-0 REITEN (16), 2-0 GIELNIK (15), 3-0 MJELDE (6), 3-1 CATLEY (7), 4-1 ENGEN (14)

Referee: HUSSEIN Riem (GER)

Assistant referees: COCKBURN Kylie (SCO), TEPUSA Mihaela (ROU)

4th official: ADAMKOVA Jana (CZE)

Reserve assistant referee: SUKENIKOVA Maria (SVK)

Substitutions: **NOR:** 72' out SAEVIK (21), in MAANUM (18), 77' out HERLOVSEN (9), in UTLAND Lisa-Marie (11), 102' out WOLD (2), in HANSEN (5)

AUS: 74' out RASO (16), in GIELNIK (15), 94' out KELLOND-KNIGHT (8), in POLKINGHORNE (4), 116' out VAN EGMOND (10), in ROESTBAKKEN (5), 120'+2 out CARPENTER (21), in HARRISON (22)

Cautions: **NOR:** 53' MINDE (17), 96' UTLAND Lisa-Marie (11), 105'+2 RISA (8)

Expulsions: **AUS:** 104' KENNEDY (14)

England v. Cameroon 3-0 (2-0)

39 23.06.2019 17:30 VALENCIENNES 20,148

ENG: 1 BARDSLEY; 2 BRONZE, 3 GREENWOOD, 4 WALSH, 5 HOUGHTON (C), 6 BRIGHT, 7 PARRIS, 8 SCOTT, 10 KIRBY, 11 DUGGAN, 18 WHITE

CMR: 1 NGO NDOM; 3 NCHOUT, 4 LEUKO, 5 EJANGUE, 6 JOHNSON, 7 ABOUDI ONGUENE (C), 8 FEUDJIO, 10 YANGO, 11 AWONA, 17 ENGANAMOUIT, 22 ABAM

Player of the Match: Steph HOUGHTON (ENG)

Scorers: 1-0 14' HOUGHTON (5), 2-0 45'+4 WHITE (18), 3-0 58' GREENWOOD (3)

Referee: QIN Liang (CHN)

Assistant referees: FANG Yan (CHN), HONG Kum Nyo (PRK)

4th official: RI Hyang Ok (PRK)

Reserve assistant referee: KIM Kyoung Min (KOR)

Substitutions: **ENG:** 64' out WHITE (18), in TAYLOR (9), 78' out SCOTT (8), in STANFORTH (23), 84' out PARRIS (7), in WILLIAMSON (14)

CMR: 53' out ENGANAMOUIT (17), in TAKOUNDA (21), 64' out EJANGUE (5), in SONKENG (15), 68' out ABAM (22), in ABENA (14)

Cautions: **CMR:** 4' LEUKO (4), 90'+10 TAKOUNDA (21)

Expulsions: –

Germany v. Nigeria 3-0 (2-0)

38 22.06.2019 17:30 GRENOBLE 17,988

GER: 1 SCHULT; 5 HEGERING, 7 SCHUELLER, 9 HUTH, 11 POPP (C), 13 DAEBRITZ, 15 GWINN, 17 SCHWEERS, 18 LEUPOLZ, 20 MAGULL, 23 DOORSOUN

NGA: 16 NNADOZIE; 3 OHALE, 5 EBI, 6 NWABUOKU, 9 OPARANOZIE (C), 12 KANU, 13 OKOBI, 17 ORDEGA, 18 AYINDE, 19 IHEZUO, 20 OKEKE

Player of the Match: Alexandra POPP (GER)

Scorers: 1-0 20' POPP (11), 2-0 27' DAEBRITZ (13) pen., 3-0 82' SCHUELLER (7)

Referee: YAMASHITA Yoshimi (JPN)

Assistant referees: TESHIOGI Naomi (JPN), BOZONO Makoto (JPN)

4th official: REIBELT Casey (AUS)

Reserve assistant referee: HAGIO Maiko (JPN)

Substitutions: **GER:** 46' HT out LEUPOLZ (18), in BUEHL (19), 46' HT out SCHWEERS (17), in SIMON (2), 69' out MAGULL (20), in OBERDORF (6)

NGA: 46' HT out NWABUOKU (6), in AJIBADE (15), 75' out IHEZUO (19), in UCHENDU (11), 84' out KANU (12), in OGBE (22)

Cautions: **GER:** 32' POPP (11), 57' HUTH (9)

NGA: 26' NWABUOKU (6), 61' OPARANOZIE (9), 82' AJIBADE (15)

Expulsions: –

France v. Brazil 2-1 AET (1-1, 0-0)

40 23.06.2019 21:00 LE HAVRE 23,965

FRA: 16 BOUHADDI; 3 RENARD, 4 TORRENT, 6 HENRY (C), 9 LE SOMMER, 10 MAJRI, 11 DIANI, 13 GAUVIN, 15 BUSSAGLIA, 18 ASSEYI, 19 MBOCK BATHY

BRA: 1 BARBARA; 5 THAISA, 6 TAMIREs, 8 FORMIGA, 9 DEBINHA, 10 MARTA (C), 11 CRISTIANE, 13 LETICIA SANTOS, 14 KATHELLEN, 19 LUDMILA, 21 MONICA

Player of the Match: Amandine HENRY (FRA)

Scorers: 1-0 52' GAUVIN (13), 1-1 63' THAISA (5), 2-1 107' HENRY (6)

Referee: BEAUDOIN Marie-Soleil (CAN)

Assistant referees: BROWN Princess (JAM), YEE SING Stephanie-Dale (JAM)

4th official: STAUBLI Esther (SUI)

Reserve assistant referee: KUENG Susanne (SUI)

Substitutions: **FRA:** 81' out ASSEYI (18), in THINEY (17), 90'+3 out GAUVIN (13), in CASCARINO (20), 109' out TORRENT (4), in PERISSET (2), 118' out MAJRI (10), in KARCHAOUI (7)

BRA: 71' out LUDMILA (19), in BEATRIZ (16), 75' out FORMIGA (8), in ANDRESSINHA (17), 89' out LETICIA SANTOS (13), in POLIANA (2), 96' out CRISTIANE (11), in GEYSE (23)

Cautions: **FRA:** 36' RENARD (3)

BRA: 45'+2 TAMIREs (6), 70' FORMIGA (8), 82' BEATRIZ (16), 101' KATHELLEN (14)

Expulsions: –



Spain v. USA 1-2 (1-1)**41 24.06.2019 18:00 REIMS 19,633**

ESP: 13 PANOS; 3 OUAHABI, 4 PAREDES (C), 6 LOSADA, 7 CORREDERA, 10 HERMOSO, 11 PUTELLAS, 12 GUIJARRO, 14 TORRECILLA, 16 LEON, 17 GARCIA Lucia

USA: 1 NAEHER; 3 MEWIS, 4 SAUERBRUNN, 5 O HARA, 7 DAHLKEMPER, 8 ERTZ, 13 MORGAN, 15 RAPINOE (C), 16 LAVELLE, 17 HEATH, 19 DUNN

Player of the Match: Megan RAPINOE (USA)

Scorers: 0-1 7' RAPINOE (15) pen., 1-1 9' HERMOSO (10), 1-2 75' RAPINOE (15) pen.

Referee: KULCSAR Katalin (HUN)

Assistant referees: TOROK Katalin (HUN), RODAK Sanja (CRO)

4th official: KEIGHLEY Anna-Marie (NZL)

Reserve assistant referee: JONES Sarah (NZL)

Substitutions: **ESP:** 32' out LOSADA (6), in GARCIA (22), 78' out PUTELLAS (11), in FALCON (21), 83' out TORRECILLA (14), in CALDENTEY (9)

USA: 85' out MORGAN (13), in LLOYD (10), 89' out LAVELLE (16), in HORAN (9), 90'+7 out RAPINOE (15), in PRESS (23)

Cautions: **ESP:** 85' PAREDES (4)

USA: 37' RAPINOE (15)

Expulsions: –

Sweden v. Canada 1-0 (0-0)**42 24.06.2019 21:00 PARIS 38,078**

SWE: 1 LINDAHL; 3 SEMBRANT, 4 GLAS, 5 FISCHER, 6 ERIKSSON, 9 ASLLANI, 10 JAKOBSSON, 11 BLACKSTENIUS, 17 SEGER (C), 18 ROLFO, 23 RUBENSSON

CAN: 1 LABBE; 2 CHAPMAN, 3 BUCHANAN, 4 ZADORSKY, 10 LAWRENCE, 11 SCOTT, 12 SINCLAIR (C), 13 SCHMIDT, 15 PRINCE, 16 BECKIE, 17 FLEMING

Player of the Match: Hedvig LINDAHL (SWE)

Scorers: 1-0 55' BLACKSTENIUS (11)

Referee: JACEWICZ Kate (AUS)

Assistant referees: NESBITT Kathryn (USA), MARISCAL Felisha (USA)

4th official: BRAZ Sandra (POR)

Reserve assistant referee: RASHID Lisa (ENG)

Substitutions: **SWE:** 79' out RUBENSSON (23), in BJORN (15), 89' out ROLFO (18), in HURTIG (8), 90'+4 out BLACKSTENIUS (11), in ANVEGARD (19)

CAN: 64' out PRINCE (15), in LEON (19), 84' out CHAPMAN (2), in RIVIERE (8), 84' out BECKIE (16), in QUINN (5)

Cautions: **SWE:** 45' ROLFO (18), 68' ASLLANI (9)

CAN: 85' BUCHANAN (3)

Expulsions: –

Italy v. China PR 2-0 (1-0)**43 25.06.2019 18:00 MONTPELLIER 17,492**

ITA: 1 GIULIANI; 2 BERGAMASCHI, 3 GAMA (C), 5 LINARI, 7 GUAGNI, 10 GIRELLI, 11 BONANSEA, 13 BARTOLI, 19 GIACINTI, 21 CERNOIA, 23 GIUGLIANO

CHN: 12 PENG; 2 LIU Shanshan, 3 LIN, 5 WU (C), 6 HAN, 7 WANG Shuang, 10 LI Ying, 11 WANG Shanshan, 13 WANG Yan, 17 GU, 20 ZHANG

Player of the Match: Valentina GIACINTI (ITA)

Scorers: 1-0 15' GIACINTI (19), 2-0 49' GALLI (4)

Referee: ALVES BATISTA Edina (BRA)

Assistant referees: BACK Neuza (BRA), SACILOTTI Tatiane (BRA)

4th official: FORTUNATO Laura (ARG)

Reserve assistant referee: BLANCO Mary (COL)

Substitutions: **ITA:** 39' out GIRELLI (10), in GALLI (4), 63' out BERGAMASCHI (2), in MAURO (18), 71' out BONANSEA (11), in ROSUCCI (6)

CHN: 46' HT out GU (17), in YANG (9), 61' out WANG Shanshan (11), in SONG (15), 61' out WANG Yan (13), in YAO (21)

Cautions: –

Expulsions: –

Netherlands v. Japan 2-1 (1-1)**44 25.06.2019 21:00 RENNES 21,076**

NED: 1 VAN VEENENDAAL (C); 2 VAN LUNTEREN, 3 VAN DER GRAGT, 4 VAN DONGEN, 7 VAN DE SANDEN, 8 SPITSE, 9 MIEDEMA, 10 VAN DE DONK, 11 MARTENS, 14 GROENEN, 20 BLOODWORTH

JPN: 18 YAMASHITA; 3 SAMESHIMA, 4 KUMAGAI (C), 5 ICHISE, 6 SUGITA, 7 NAKAJIMA, 8 IWABUCHI, 9 SUGASAWA, 14 HASEGAWA, 17 MIURA, 22 SHIMIZU

Player of the Match: Lieke MARTENS (NED)

Scorers: 1-0 17' MARTENS (11), 1-1 43' HASEGAWA (14), 2-1 90' MARTENS (11) pen.

Referee: BORJAS Melissa (HON)

Assistant referees: PERELLO Shirley (HON), BOUDREAU Chantal (CAN)

4th official: KOROLEVA Ekaterina (USA)

Reserve assistant referee: MASSEY Sian (ENG)

Substitutions: **NED:** 68' out VAN DE SANDEN (7), in BEERENSTEYN (21), 85' out VAN DONGEN (4), in VAN ES (5), 87' out VAN DE DONK (10), in ROORD (19)

JPN: 72' out NAKAJIMA (7), in MOMIKI (15), 90'+1 out IWABUCHI (8), in TAKARADA (13)

Cautions: **JPN:** 89' KUMAGAI (4)

Expulsions: –



QUARTER-FINALS

Norway v. England 0-3 (0-2)

45 27.06.2019 21:00 LE HAVRE 21,111

NOR: 1 HJELMSETH; 2 WOLD, 3 THORISDOTTIR, 6 MJELDE (C), 8 RISA, 9 HERLOVSEN, 10 GRAHAM HANSEN, 14 ENGEN, 16 REITEN, 17 MINDE, 21 SAEVIK

ENG: 1 BARDSLEY; 2 BRONZE, 4 WALSH, 5 HOUGHTON (C), 6 BRIGHT, 7 PARRIS, 8 SCOTT, 10 KIRBY, 11 DUGGAN, 12 STOKES, 18 WHITE

Player of the Match: Lucy BRONZE (ENG)

Scorers: 0-1 3' SCOTT (8), 0-2 40' WHITE (18), 0-3 57' BRONZE (2)

Referee: VENEGAS Lucila (MEX)

Assistant referees: CHAVEZ Mayte (MEX), CAUDILLO Enedina (MEX)

4th official: KULCSAR Katalin (HUN)

Reserve assistant referee: RODAK Sanja (CRO)

Substitutions: **NOR:** 64' out SAEVIK (21), in UTLAND Lisa-Marie (11), 74' out REITEN (16), in EIKELAND (15), 85' out WOLD (2), in HANSEN (5)

ENG: 54' out DUGGAN (11), in MEAD (22), 74' out KIRBY (10), in STANWAY (19), 88' out PARRIS (7), in DALY (17)

Cautions: **NOR:** 88' THORISDOTTIR (3)

Expulsions: –

France v. USA 1-2 (0-1)

46 28.06.2019 21:00 PARIS 45,595

FRA: 16 BOUHADDI; 3 RENARD, 4 TORRENT, 6 HENRY (C), 9 LE SOMMER, 10 MAJRI, 11 DIANI, 13 GAUVIN, 15 BUSSAGLIA, 17 THINEY, 19 MBOCK BATHY

USA: 1 NAEHER; 3 MEWIS, 4 SAUERBRUNN, 5 O HARA, 7 DAHLKEMPER, 8 ERTZ, 13 MORGAN (C), 15 RAPINOE, 16 LAVELLE, 17 HEATH, 19 DUNN

Player of the Match: Megan RAPINOE (USA)

Scorers: 0-1 5' RAPINOE (15), 0-2 65' RAPINOE (15), 1-2 81' RENARD (3)

Referee: MONZUL Kateryna (UKR)

Assistant referees: STRILETSKA Maryna (UKR), ARDASHEVA Oleksandra (UKR)

4th official: JACEWICZ Kate (AUS)

Reserve assistant referee: KIM Kyoung Min (KOR)

Substitutions: **FRA:** 76' out GAUVIN (13), in CASCARINO (20), 82' out LE SOMMER (9), in ASSEYI (18)

USA: 63' out LAVELLE (16), in HORAN (9), 82' out MEWIS (3), in LLOYD (10), 87' out RAPINOE (15), in PRESS (23)

Cautions: **FRA:** 4' MBOCK BATHY (19), 90'+4 BUSSAGLIA (15)

Expulsions: –

Italy v. Netherlands 0-2 (0-0)

47 29.06.2019 15:00 VALENCIENNES 22,600

ITA: 1 GIULIANI; 2 BERGAMASCHI, 3 GAMA (C), 4 GALLI, 5 LINARI, 7 GUAGNI, 11 BONANSEA, 13 BARTOLI, 19 GIACINTI, 21 CERNOIA, 23 GIUGLIANO

NED: 1 VAN VEENENDAAL (C); 2 VAN LUNTEREN, 3 VAN DER GRAGT, 4 VAN DONGEN, 7 VAN DE SANDEN, 8 SPITSE, 9 MIEDEMA, 10 VAN DE DONK, 11 MARTENS, 14 GROENEN, 20 BLOODWORTH

Player of the Match: Vivianne MIEDEMA (NED)

Scorers: 0-1 70' MIEDEMA (9), 0-2 80' VAN DER GRAGT (3)

Referee: UMPIERREZ Claudia (URU)

Assistant referees: MASCARANA Luciana (URU), AMBOYA Monica (ECU)

4th official: QIN Liang (CHN)

Reserve assistant referee: FANG Yan (CHN)

Substitutions: **ITA:** 46' HT out BARTOLI (13), in BOATTIN (17), 55' out BONANSEA (11), in SABATINO (9), 75' out BERGAMASCHI (2), in SERTURINI (15)

NED: 56' out VAN DE SANDEN (7), in BEERENSTEYN (21), 87' out VAN DER GRAGT (3), in DEKKER (6), 87' out MIEDEMA (9), in ROORD (19)

Cautions: **ITA:** 41' LINARI (5), 66' GUAGNI (7), 73' CERNOIA (21), 79' SABATINO (9)

Expulsions: –

Germany v. Sweden 1-2 (1-1)

48 29.06.2019 18:30 RENNES 25,301

GER: 1 SCHULT; 2 SIMON, 5 HEGERING, 7 SCHUELLER, 9 HUTH, 11 POPP (C), 13 DAEBRITZ, 15 GWINN, 16 DALLMANN, 20 MAGULL, 23 DOORSOON

SWE: 1 LINDAHL; 3 SEMBRANT, 4 GLAS, 5 FISCHER, 6 ERIKSSON, 9 ASLLANI, 10 JAKOBSSON, 11 BLACKSTENIUS, 17 SEGER (C), 18 ROLFO, 23 RUBENSSON

Player of the Match: Sofia JAKOBSSON (SWE)

Scorers: 1-0 16' MAGULL (20), 1-1 22' JAKOBSSON (10), 1-2 48' BLACKSTENIUS (11)

Referee: FRAPPART Stephanie (FRA)

Assistant referees: NICOLOSI Manuela (FRA), O NEILL Michelle (IRL)

4th official: BORJAS Melissa (HON)

Reserve assistant referee: MARISCAL Felisha (USA)

Substitutions: **GER:** 43' out SIMON (2), in MAIER (4), 46' HT out DALLMANN (16), in MAROZSAN (10), 69' out SCHUELLER (7), in OBERDORF (6)

SWE: 66' out FISCHER (5), in ILESTEDT (13), 86' out RUBENSSON (23), in BJORN (15), 90'+5 out ROLFO (18), in HURTIG (8)

Cautions: **SWE:** 56' ROLFO (18)

Expulsions: –



SEMI-FINALS, MATCH FOR THIRD PLACE AND FINAL

England v. USA 1-2 (1-2)

49 02.07.2019 21:00 LYON 53,512

ENG: 13 TELFORD; 2 BRONZE, 4 WALSH, 5 HOUGHTON (C), 6 BRIGHT, 7 PARRIS, 8 SCOTT, 12 STOKES, 17 DALY, 18 WHITE, 22 MEAD

USA: 1 NAEHER; 4 SAUERBRUNN, 5 O HARA, 7 DAHLKEMPER, 8 ERTZ, 9 HORAN, 13 MORGAN (C), 16 LAVELLE, 17 HEATH, 19 DUNN, 23 PRESS

Player of the Match: Alex MORGAN (USA)

Scorers: 0-1 10' PRESS (23), 1-1 19' WHITE (18), 1-2 31' MORGAN (13)

Referee: ALVES BATISTA Edina (BRA)

Assistant referees: BACK Neuza (BRA), SACIOTTI Tatiane (BRA)

4th official: BORJAS Melissa (HON)

Reserve assistant referee: PERELLO Shirley (HON)

Substitutions: **ENG:** 58' out MEAD (22), in KIRBY (10), 71' out WALSH (4), in MOORE (16), 89' out DALY (17), in STANWAY (19)
USA: 65' out LAVELLE (16), in MEWIS (3), 80' out HEATH (17), in LLOYD (10), 87' out O HARA (5), in KRIEGER (11)

Cautions: **ENG:** 90'+5 PARRIS (7)
USA: 46' HORAN (9), 82' SAUERBRUNN (4)

Expulsions: **ENG:** 86' (2YR) BRIGHT (6)

Netherlands v. Sweden 1-0 AET

50 03.07.2019 21:00 LYON 48,452

NED: 1 VAN VEENENDAAL (C); 2 VAN LUNTEREN, 3 VAN DER GRAGT, 4 VAN DONGEN, 8 SPITSE, 9 MIEDEMA, 10 VAN DE DONK, 11 MARTENS, 14 GROENEN, 20 BLOODWORTH 21 BEERENSTEYN

SWE: 1 LINDAHL; 3 SEMBRANT, 4 GLAS, 5 FISCHER, 6 ERIKSSON, 8 HURTIG, 9 ASLLANI, 10 JAKOBSSON, 11 BLACKSTENIUS, 17 SEGER (C), 23 RUBENSSON

Player of the Match: Jackie GROENEN (NED)

Scorers: 1-0 99' GROENEN (14)

Referee: BEAUDOIN Marie-Soleil (CAN)

Assistant referees: BROWN Princess (JAM), YEE SING Stephanie-Dale (JAM)

4th official: MONZUL Kateryna (UKR)

Reserve assistant referee: STRILETSKA Maryna (UKR)

Substitutions: **NED:** 46' HT out MARTENS (11), in ROORD (19), 71' out BEERENSTEYN (21), in VAN DE SANDEN (7)
SWE: 79' out RUBENSSON (23), in ZIGIOTTI (16), 79' out HURTIG (8), in JANOGY (7), 111' out BLACKSTENIUS (11), in LARSSON (20), 111' out ERIKSSON (6), in ANDERSSON (2)

Cautions: **NED:** 85' SPITSE (8), 116' VAN DE DONK (10)
SWE: 94' ZIGIOTTI (16)

Expulsions: –

England v. Sweden 1-2 (1-2)

51 06.07.2019 17:00 NICE 20,316

ENG: 13 TELFORD; 2 BRONZE, 3 GREENWOOD, 5 HOUGHTON (C), 7 PARRIS, 8 SCOTT, 10 KIRBY, 15 McMANUS, 16 MOORE, 18 WHITE, 22 MEAD

SWE: 1 LINDAHL; 3 SEMBRANT, 4 GLAS, 5 FISCHER, 6 ERIKSSON, 9 ASLLANI, 10 JAKOBSSON, 11 BLACKSTENIUS, 15 BJORN, 17 SEGER (C), 18 ROLFO

Player of the Match: Sofia JAKOBSSON (SWE)

Scorers: 0-1 11' ASLLANI (9), 0-2 22' JAKOBSSON (10), 1-2 31' KIRBY (10)

Referee: PUSTOVOYTOVA Anastasia (RUS)

Assistant referees: KUROCHKINA Ekaterina (RUS), IUGULESCU Petruta (ROU)

4th official: JACEWICZ Kate (AUS)

Reserve assistant referee: BOUDREAU Chantal (CAN)

Substitutions: **ENG:** 50' out MEAD (22), in TAYLOR (9), 74' out PARRIS (7), in CARNEY (20), 83' out McMANUS (15), in DALY (17)
SWE: 27' out ROLFO (18), in HURTIG (8), 46' HT out ASLLANI (9), in ZIGIOTTI (16), 72' out BJORN (15), in ILESTEDT (13)

Cautions: **ENG:** 90'+4 MOORE (16)
SWE: 85' LINDAHL (1)

Expulsions: –

USA v. Netherlands 2-0 (0-0)

52 07.07.2019 17:00 LYON 57,900

USA: 1 NAEHER; 3 MEWIS, 4 SAUERBRUNN, 5 O HARA, 7 DAHLKEMPER, 8 ERTZ, 13 MORGAN, 15 RAPINOE (C), 16 LAVELLE, 17 HEATH, 19 DUNN

NED: 1 VAN VEENENDAAL (C); 2 VAN LUNTEREN, 3 VAN DER GRAGT, 6 DEKKER, 8 SPITSE, 9 MIEDEMA, 10 VAN DE DONK, 11 MARTENS, 14 GROENEN, 20 BLOODWORTH, 21 BEERENSTEYN

Player of the Match: Megan RAPINOE (USA)

Scorers: 1-0 61' RAPINOE (15) pen., 2-0 69' LAVELLE (16)

Referee: FRAPPART Stephanie (FRA)

Assistant referees: NICOLOSI Manuela (FRA), O NEILL Michelle (IRL)

4th official: UMPIERREZ Claudia (URU)

Reserve assistant referee: MASCARANA Luciana (URU)

Substitutions: **USA:** 46' HT out O HARA (5), in KRIEGER (11), 79' out RAPINOE (15), in PRESS (23), 87' out HEATH (17), in LLOYD (10)
NED: 70' out MARTENS (11), in ROORD (19), 73' out DEKKER (6), in VAN DE SANDEN (7)

Cautions: **USA:** 42' DAHLKEMPER (7)
NED: 10' SPITSE (8), 60' VAN DER GRAGT (3)

Expulsions: –



TECHNICAL STUDY GROUP SUPPORT

FIFA INTERNAL SUPPORT

FIFA Technical Development

Branimir Ujević (Head of Coaching & Player Development)

Pascal Zuberbühler (Goalkeeping Specialist)

Chris Loxston (Performance & Game Analyst)

Prisca Steinegger (Senior Coaching & Player Development Manager)

FIFA Women's Football Division

Patricia González (Women's Football Technical Programmes Manager)

FIFA TECHNICAL STUDY GROUP SUPPORT

FIFA Films & Products

Christophe Roy (FIFA Films Technical Producer)

FIFA Production

Philipp Mahrer (Group Leader Production)

Rolf Sieboth (Production Manager)

FIFA Media Relations

David Noemi (Senior Media Relations Manager)

FIFA Language Services

EXTERNAL FIFA TECHNICAL STUDY GROUP SUPPORT

Insight Analysis (performance data analysis)

SBG Sports Software (performance data analysis)

Jaaf (graphic design support)