


Team Tracking Statistics

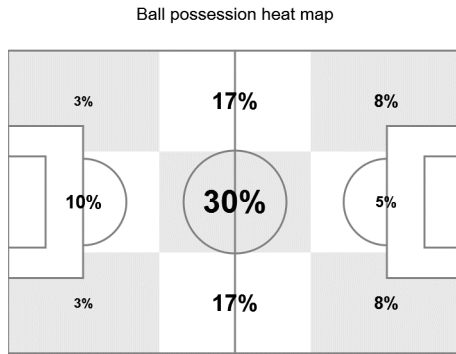
Group H

Colombia - Japan 1 : 2 (1 : 1)

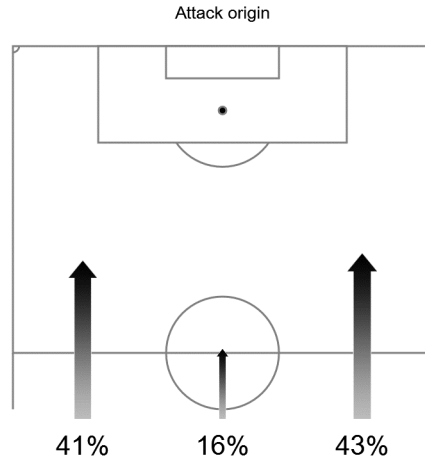
16 19 JUN 2018 15:00 Saransk / Mordovia Arena / RUS



Japan



Attacking direction →



#	Name	Time	Distance covered (metres)			Time spent			SP	T.S.	Activity time spent				
			Total	In Poss	Not in Poss	O.H.	A.3rd	P.A.			Zone 1	Zone 2	Zone 3	Zone 4	Zone 5
1	KAWASHIMA	96'12"	3,139	1,248	1,035					15.55	96%	4%			
3	SHOJI	96'12"	8,586	3,751	2,991	27%	11%	5%	16	26.10	75%	20%	4%	1%	
5	NAGATOMO	96'12"	10,745	4,695	3,603	44%	17%	2%	45	30.60	65%	28%	4%	2%	1%
7	SHIBASAKI	80'19"	8,807	3,826	3,196	55%	22%	1%	24	26.46	63%	29%	7%	1%	
8	HARAGUCHI	96'12"	10,158	4,708	3,375	63%	36%	6%	56	32.18	68%	24%	5%	2%	1%
10	KAGAWA	70'11"	7,910	3,584	2,819	69%	41%	8%	24	26.10	62%	29%	7%	2%	
14	INUI	96'12"	9,456	4,103	3,285	65%	42%	4%	48	28.12	71%	22%	5%	2%	
15	OSAKO	85'43"	8,603	3,905	2,556	78%	50%	12%	38	28.80	70%	23%	4%	2%	1%
17	HASEBE	96'12"	10,063	4,154	3,749	50%	16%	27%	22	27.00	69%	24%	6%	1%	
19	H.SAKAI	96'12"	9,807	4,337	3,365	46%	23%	7%	34	28.37	69%	25%	4%	1%	1%
22	YOSHIDA	96'12"	8,207	3,377	2,957	26%	12%	5%	13	28.12	76%	20%	3%	1%	
4	HONDA	26'01"	2,864	1,318	896	65%	33%	6%	4	19.80	63%	30%	6%	1%	
9	OKAZAKI	10'29"	1,255	465	469	71%	43%	10%	6	26.10	62%	28%	6%	3%	1%
16	YAMAGUCHI	15'53"	1,691	813	555	47%	14%		4	22.68	61%	32%	5%	2%	

In Poss: Team in possession

O.H.: In opposite half

Zone 1: 0-7 km/h

Bold values: top performing in the match

Not In Poss: Opposite team in possession

A.3rd: In attacking third

Zone 2: 7-15 km/h

P.A.: In penalty area

Zone 3: 15-20 km/h

SP: Sprints

Zone 4: 20-25 km/h

T.S.: Top speed

Zone 5: > 25 km/h

FIFA does not vouch for the accuracy of technical statistics compiled in association with its competition results system partner.

