Player Statistics

IT'S MORE THAN JUST OIL. IT'S LIQUID ENGINEERING. Castrol OFFICIAL FIFA WORLD CUP™ SPONSOR

Group G

Germany - Portugal 4 : 0 (3 : 0)

13 16 JUN 2014 13:00 Salvador / Arena Fonte Nova / BRA

Portugal

12 Rui PATRICIO

Goalkeeper

Time played 94'05"

	1st half	2nd half	Total	Team total	Team avg *
Goal(s) scored					
Shots				14	
Assist(s)					
Offside(s)				1	
Save(s)	1	1	2	2	
Yellow card				1	
2Y+R					
Red card				1	
Foul(s) committed				11	
Delivery/solo runs into the attacking third				42	4.20
Delivery/solo runs into the penalty area				8	0.80
Tackles gaining the ball				4	0.40
Tackles not gaining the ball				11	1.10
Tackles suffered losing the ball				7	0.70
Tackles suffered not losing the ball				6	0.60
Clearances completed				6	0.60
Clearances attempted				8	0.80

Passing distribution

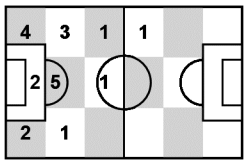

Received passing distribution

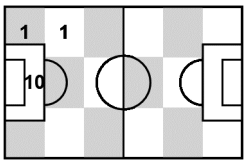

Activities

	1st half	2nd half	Total	Team total	Team avg *
Total time played (mins)	47'05"	47'00"	94'05"	94'05"	
Low activity time spent (%)	95%	97%	96%	83%	
Medium activity time spent (%)	3%	2%	2%	8%	
High activity time spent (%)	2%	1%	2%	9%	
Distance covered (metres)	2,971	2,659	5,630	101,868	8,540
Low activity distance covered (metres)	2,393	2,314	4,707	59,459	4,832
Medium activity distance covered (metres)	284	160	444	16,670	1,461
High activity distance covered (metres)	294	185	479	25,739	2,247
Top speed (km/h)	21.71	15.70	21.71	32.15	27.43
Sprints	1	1	2	306	30

Heat map

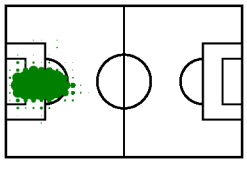

Distance

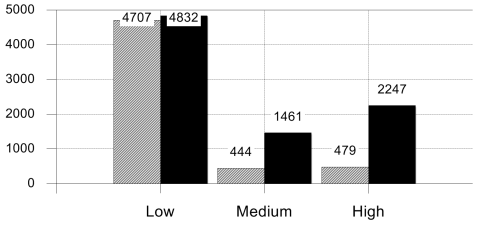

Time spent

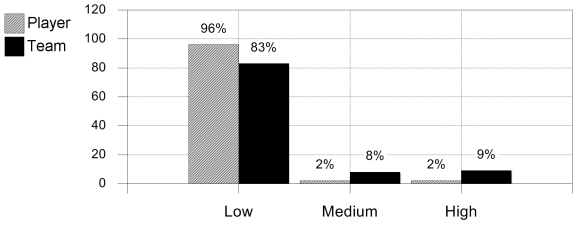

* Team average does not include goalkeeper

FIFA does not vouch for the accuracy of techinical statistics compiled in association with its competition results system partner.

2014 FIFA WORLD CUP BRAZIL™
FIFA PARTNERS
adidas Coca-Cola HYUNDAI KIA MOTORS Emirates SONY VISA
FIFA WORLD CUP SPONSORS
Budweiser Castrol Continental Johnson & Johnson McDonald's Hartung May park oi YINGLI
NATIONAL SUPPORTERS
FIFA.com ApexBrasil CENTAURO Garoto Itaú Liberty Seguros WISEUP FOOTBALL FOR HOPE

Player Statistics

IT'S MORE THAN JUST OIL. IT'S LIQUID ENGINEERING. Castrol OFFICIAL FIFA WORLD CUP™ SPONSOR

Group G

Germany - Portugal 4 : 0 (3 : 0)

13 16 JUN 2014 13:00 Salvador / Arena Fonte Nova / BRA

Portugal

2 Bruno ALVES

Defender

Time played 94'05"

	1st half	2nd half	Total	Team total	Team avg *
Goal(s) scored					
Shots				14	
Assist(s)					
Offside(s)				1	
Save(s)				2	
Yellow card				1	
2Y+R					
Red card				1	
Foul(s) committed		1	1	11	
Delivery/solo runs into the attacking third	2	2	4	42	4.20
Delivery/solo runs into the penalty area				8	0.80
Tackles gaining the ball				4	0.40
Tackles not gaining the ball		2	2	11	1.10
Tackles suffered losing the ball				7	0.70
Tackles suffered not losing the ball				6	0.60
Clearances completed	1		1	6	0.60
Clearances attempted	2	1	3	8	0.80

Passing distribution

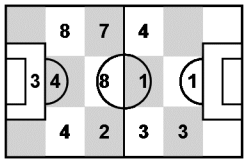

Received passing distribution

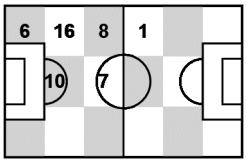

Activities	1st half	2nd half	Total	Team total	Team avg *
Total time played (mins)	47'05"	47'00"	94'05"	94'05"	
Low activity time spent (%)	84%	82%	83%	83%	
Medium activity time spent (%)	8%	9%	8%	8%	
High activity time spent (%)	8%	9%	9%	9%	
Distance covered (metres)	4,873	4,936	9,809	101,868	8,540
Low activity distance covered (metres)	2,988	2,870	5,858	59,459	4,832
Medium activity distance covered (metres)	779	824	1,603	16,670	1,461
High activity distance covered (metres)	1,106	1,242	2,348	25,739	2,247
Top speed (km/h)	27.58	22.28	27.58	32.15	27.43
Sprints	9	11	20	306	30

Heat map

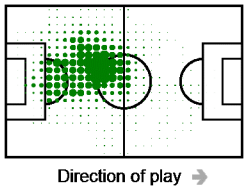

Distance

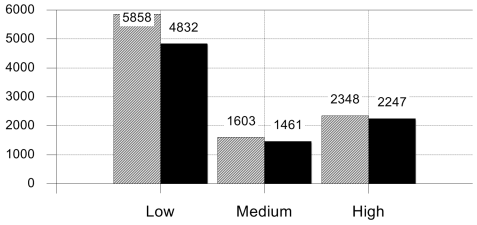

Time spent

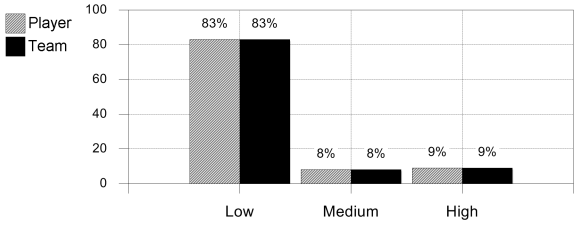

* Team average does not include goalkeeper

FIFA does not vouch for the accuracy of techinical statistics compiled in association with its competition results system partner.

2014 FIFA WORLD CUP BRAZIL™
FIFA PARTNERS
adidas Coca-Cola Hyundai Kia Motors Emirates SONY VISA
FIFA WORLD CUP SPONSORS
Budweiser Castrol Continental Johnson & Johnson McDonald's Hartung May park oi YINGLI
NATIONAL SUPPORTERS
FIFA.com ApexBrasil Centauro Garoto Itaú Liberty Seguros WISEUP FOOTBALL FOR HOPE

Player Statistics

IT'S MORE THAN JUST OIL. IT'S LIQUID ENGINEERING. Castrol OFFICIAL FIFA WORLD CUP™ SPONSOR

Group G

Germany - Portugal 4 : 0 (3 : 0)

13 16 JUN 2014 13:00 Salvador / Arena Fonte Nova / BRA

Portugal

3 PEPE

Defender

Time played 36'40"

	1st half	2nd half	Total	Team total	Team avg *
Goal(s) scored					
Shots				14	
Assist(s)					
Offside(s)				1	
Save(s)				2	
Yellow card				1	
2Y+R					
Red card	1		1	1	
Foul(s) committed	2		2	11	
Delivery/solo runs into the attacking third	2		2	42	4.20
Delivery/solo runs into the penalty area				8	0.80
Tackles gaining the ball				4	0.40
Tackles not gaining the ball	1		1	11	1.10
Tackles suffered losing the ball				7	0.70
Tackles suffered not losing the ball	1		1	6	0.60
Clearances completed	3		3	6	0.60
Clearances attempted	3		3	8	0.80

Passing distribution

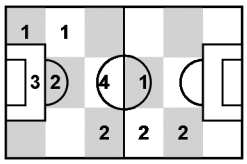

Received passing distribution

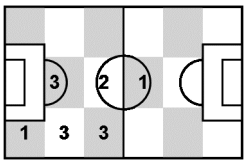

Activities	1st half	2nd half	Total	Team total	Team avg *
Total time played (mins)	36'40"		36'40"	94'05"	
Low activity time spent (%)	85%		85%	83%	
Medium activity time spent (%)	7%		7%	8%	
High activity time spent (%)	8%		8%	9%	
Distance covered (metres)	3,976		3,976	101,868	8,540
Low activity distance covered (metres)	2,499		2,499	59,459	4,832
Medium activity distance covered (metres)	539		539	16,670	1,461
High activity distance covered (metres)	938		938	25,739	2,247
Top speed (km/h)	27.22		27.22	32.15	27.43
Sprints	21		21	306	30

Heat map

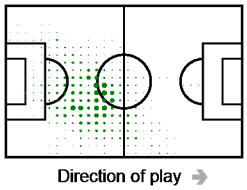

Distance

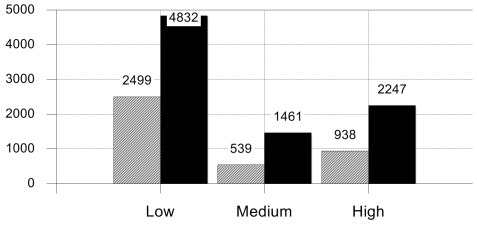

Time spent

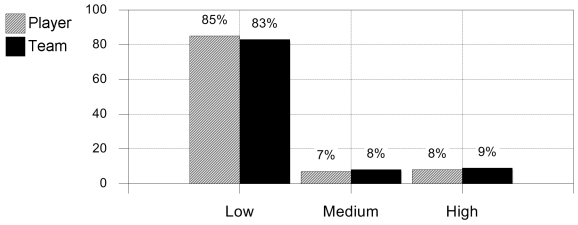

* Team average does not include goalkeeper

FIFA does not vouch for the accuracy of techinical statistics compiled in association with its competition results system partner.

2014 FIFA WORLD CUP BRAZIL™
FIFA PARTNERS
adidas Coca-Cola Hyundai Kia Motors Emirates SONY VISA
FIFA WORLD CUP SPONSORS
Budweiser Castrol Continental Johnson & Johnson McDonald's Hartung May park oi YINGLI
NATIONAL SUPPORTERS
FIFA.com ApexBrasil Centauro Garoto Itaú Liberty Seguros WISEUP FOOTBALL FOR HOPE

Player Statistics

IT'S MORE THAN JUST OIL. IT'S LIQUID ENGINEERING. Castrol OFFICIAL FIFA WORLD CUP™ SPONSOR

Group G

Germany - Portugal 4 : 0 (3 : 0)

13 16 JUN 2014 13:00 Salvador / Arena Fonte Nova / BRA

Portugal

4 Miguel VELOSO

Midfield

Time played 47'05"

Substituted by 13 Ricardo COSTA

	1st half	2nd half	Total	Team total	Team avg *
Goal(s) scored					
Shots	1		1	14	
Assist(s)					
Offside(s)				1	
Save(s)				2	
Yellow card				1	
2Y+R					
Red card				1	
Foul(s) committed				11	
Delivery/solo runs into the attacking third	4		4	42	4.20
Delivery/solo runs into the penalty area	1		1	8	0.80
Tackles gaining the ball	1		1	4	0.40
Tackles not gaining the ball				11	1.10
Tackles suffered losing the ball	1		1	7	0.70
Tackles suffered not losing the ball				6	0.60
Clearances completed	1		1	6	0.60
Clearances attempted	1		1	8	0.80

Passing distribution

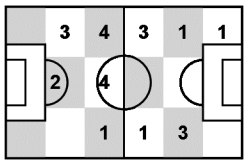

Received passing distribution

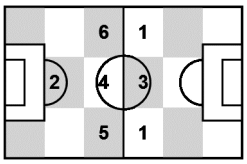

Activities	1st half	2nd half	Total	Team total	Team avg *
Total time played (mins)	47'05"		47'05"	94'05"	
Low activity time spent (%)	77%		77%	83%	
Medium activity time spent (%)	10%		10%	8%	
High activity time spent (%)	13%		13%	9%	
Distance covered (metres)	5,540		5,540	101,868	8,540
Low activity distance covered (metres)	2,728		2,728	59,459	4,832
Medium activity distance covered (metres)	1,017		1,017	16,670	1,461
High activity distance covered (metres)	1,795		1,795	25,739	2,247
Top speed (km/h)	27.72		27.72	32.15	27.43
Sprints	19		19	306	30

Heat map

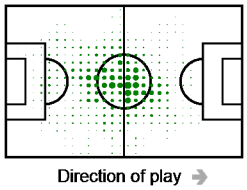

Distance

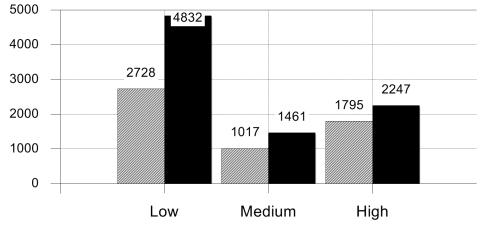

Time spent

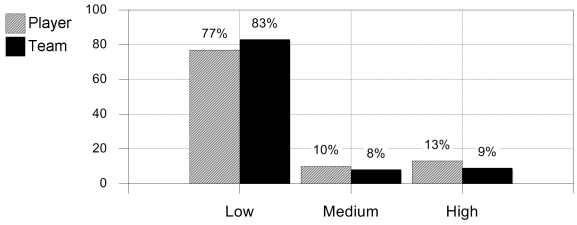

* Team average does not include goalkeeper

FIFA does not vouch for the accuracy of techinical statistics compiled in association with its competition results system partner.

2014 FIFA WORLD CUP BRAZIL™
FIFA PARTNERS
adidas Coca-Cola HYUNDAI KIA MOTORS Emirates SONY VISA
FIFA WORLD CUP SPONSORS
Budweiser Castrol Continental Johnson & Johnson McDonald's Hartung May park oi YINGLI
NATIONAL SUPPORTERS
FIFA.com ApexBrasil CENTAURO Garoto Itaú Liberty Seguros WISEUP FOOTBALL FOR HOPE

Player Statistics

IT'S MORE THAN JUST OIL. IT'S LIQUID ENGINEERING. Castrol OFFICIAL FIFA WORLD CUP™ SPONSOR

Group G

Germany - Portugal 4 : 0 (3 : 0)

13 16 JUN 2014 13:00 Salvador / Arena Fonte Nova / BRA

Portugal

5 Fabio COENTRAO

Defender

Time played 66'30"

Substituted by 19 Andre ALMEIDA

	1st half	2nd half	Total	Team total	Team avg *
Goal(s) scored					
Shots				14	
Assist(s)					
Offside(s)				1	
Save(s)				2	
Yellow card				1	
2Y+R					
Red card				1	
Foul(s) committed	1		1	11	
Delivery/solo runs into the attacking third	1	2	3	42	4.20
Delivery/solo runs into the penalty area				8	0.80
Tackles gaining the ball		1	1	4	0.40
Tackles not gaining the ball				11	1.10
Tackles suffered losing the ball				7	0.70
Tackles suffered not losing the ball				6	0.60
Clearances completed				6	0.60
Clearances attempted				8	0.80

Passing distribution

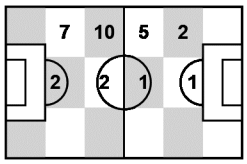

Received passing distribution

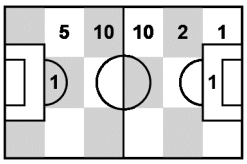

Activities	1st half	2nd half	Total	Team total	Team avg *
Total time played (mins)	47'05"	19'25"	66'30"	94'05"	
Low activity time spent (%)	85%	85%	85%	83%	
Medium activity time spent (%)	6%	7%	6%	8%	
High activity time spent (%)	9%	8%	9%	9%	
Distance covered (metres)	4,873	1,861	6,734	101,868	8,540
Low activity distance covered (metres)	2,940	1,095	4,035	59,459	4,832
Medium activity distance covered (metres)	620	270	890	16,670	1,461
High activity distance covered (metres)	1,313	496	1,809	25,739	2,247
Top speed (km/h)	32.15	26.64	32.15	32.15	27.43
Sprints	16	9	25	306	30

Heat map

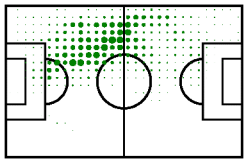

Distance

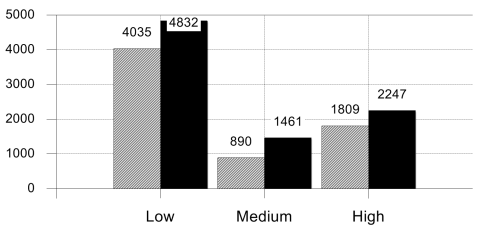

Time spent

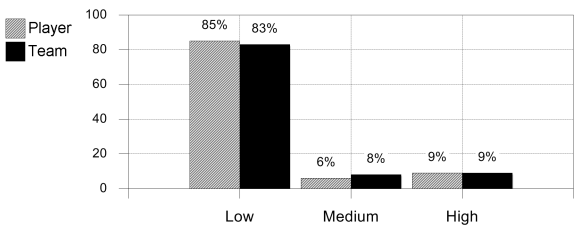

* Team average does not include goalkeeper

FIFA does not vouch for the accuracy of techinical statistics compiled in association with its competition results system partner.

2014 FIFA WORLD CUP BRAZIL™
FIFA PARTNERS
adidas Coca-Cola HYUNDAI KIA MOTORS Emirates SONY VISA
FIFA WORLD CUP SPONSORS
Budweiser Castrol Continental Johnson & Johnson McDonald's Hartung May park oi YINGLI
NATIONAL SUPPORTERS
FIFA.com ApexBrasil CENTAURO Garoto Itaú Liberty Seguros WISEUP FOOTBALL FOR HOPE

Player Statistics

IT'S MORE THAN JUST OIL. IT'S LIQUID ENGINEERING. Castrol OFFICIAL FIFA WORLD CUP™ SPONSOR

Group G

Germany - Portugal 4 : 0 (3 : 0)

13 16 JUN 2014 13:00 Salvador / Arena Fonte Nova / BRA

Portugal

7 CRISTIANO RONALDO

Forward

Time played 94'05"

	1st half	2nd half	Total	Team total	Team avg *
Goal(s) scored					
Shots	2	5	7	14	
Assist(s)					
Offside(s)				1	
Save(s)				2	
Yellow card				1	
2Y+R					
Red card				1	
Foul(s) committed				11	
Delivery/solo runs into the attacking third	2	4	6	42	4.20
Delivery/solo runs into the penalty area		1	1	8	0.80
Tackles gaining the ball				4	0.40
Tackles not gaining the ball	1		1	11	1.10
Tackles suffered losing the ball		1	1	7	0.70
Tackles suffered not losing the ball	1		1	6	0.60
Clearances completed				6	0.60
Clearances attempted				8	0.80

Passing distribution

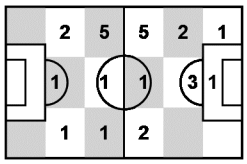

Received passing distribution

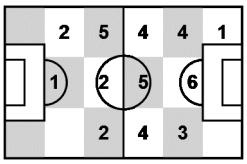

Activities	1st half	2nd half	Total	Team total	Team avg *
Total time played (mins)	47'05"	47'00"	94'05"	94'05"	
Low activity time spent (%)	86%	87%	86%	83%	
Medium activity time spent (%)	7%	7%	7%	8%	
High activity time spent (%)	7%	6%	7%	9%	
Distance covered (metres)	4,797	4,337	9,134	101,868	8,540
Low activity distance covered (metres)	3,024	2,774	5,798	59,459	4,832
Medium activity distance covered (metres)	674	661	1,335	16,670	1,461
High activity distance covered (metres)	1,099	902	2,001	25,739	2,247
Top speed (km/h)	29.95	24.30	29.95	32.15	27.43
Sprints	14	11	25	306	30

Heat map

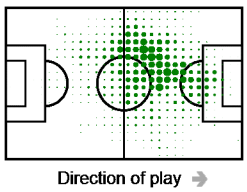

Distance

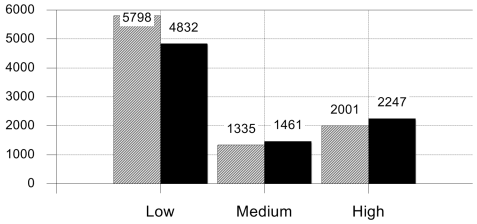

Time spent

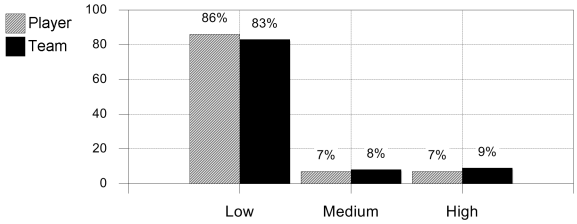

* Team average does not include goalkeeper

FIFA does not vouch for the accuracy of techinical statistics compiled in association with its competition results system partner.

2014 FIFA WORLD CUP BRAZIL™
FIFA PARTNERS
adidas Coca-Cola Hyundai Kia Motors Emirates SONY VISA
FIFA WORLD CUP SPONSORS
Budweiser Castrol Continental Johnson & Johnson McDonald's Hartung May park oi YINGLI
NATIONAL SUPPORTERS
FIFA.com ApexBrasil Centauro Garoto Itaú Liberty Seguros WISEUP FOOTBALL FOR HOPE

Player Statistics

IT'S MORE THAN JUST OIL. IT'S LIQUID ENGINEERING. Castrol OFFICIAL FIFA WORLD CUP™ SPONSOR

Group G

Germany - Portugal 4 : 0 (3 : 0)

13 16 JUN 2014 13:00 Salvador / Arena Fonte Nova / BRA

Portugal

8 Joao MOUTINHO

Midfield

Time played 94'05"

	1st half	2nd half	Total	Team total	Team avg *
Goal(s) scored					
Shots				14	
Assist(s)					
Offside(s)				1	
Save(s)				2	
Yellow card				1	
2Y+R					
Red card				1	
Foul(s) committed	1		1	11	
Delivery/solo runs into the attacking third	1	4	5	42	4.20
Delivery/solo runs into the penalty area	2		2	8	0.80
Tackles gaining the ball				4	0.40
Tackles not gaining the ball	1	1	2	11	1.10
Tackles suffered losing the ball	1		1	7	0.70
Tackles suffered not losing the ball				6	0.60
Clearances completed				6	0.60
Clearances attempted				8	0.80

Passing distribution

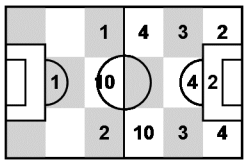

Received passing distribution

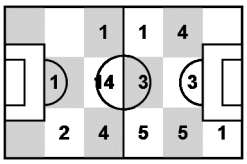

Activities	1st half	2nd half	Total	Team total	Team avg *
Total time played (mins)	47'05"	47'00"	94'05"	94'05"	
Low activity time spent (%)	78%	81%	79%	83%	
Medium activity time spent (%)	11%	9%	11%	8%	
High activity time spent (%)	11%	10%	10%	9%	
Distance covered (metres)	5,556	5,364	10,920	101,868	8,540
Low activity distance covered (metres)	3,062	3,102	6,164	59,459	4,832
Medium activity distance covered (metres)	1,057	950	2,007	16,670	1,461
High activity distance covered (metres)	1,437	1,312	2,749	25,739	2,247
Top speed (km/h)	23.76	22.10	23.76	32.15	27.43
Sprints	8	11	19	306	30

Heat map

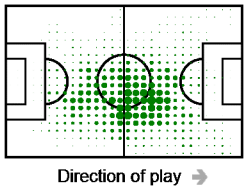

Distance

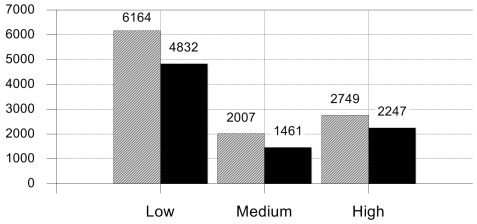

Time spent

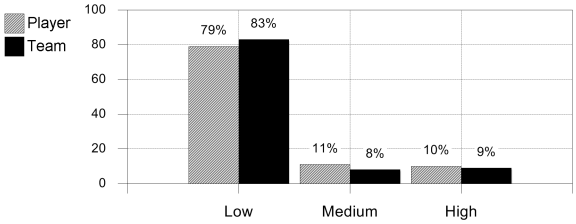

* Team average does not include goalkeeper

FIFA does not vouch for the accuracy of techinical statistics compiled in association with its competition results system partner.

2014 FIFA WORLD CUP BRAZIL™
FIFA PARTNERS
adidas Coca-Cola Hyundai Kia Motors Emirates SONY VISA
FIFA WORLD CUP SPONSORS
Budweiser Castrol Continental Johnson & Johnson McDonald's Hartung May park oi YINGLI
NATIONAL SUPPORTERS
FIFA.com ApexBrasil Centauro Garoto Itaú Liberty Seguros WISEUP FOOTBALL FOR HOPE

Player Statistics

Group G

Germany - Portugal 4 : 0 (3 : 0)

13 16 JUN 2014 13:00 Salvador / Arena Fonte Nova / BRA

Portugal

9 Hugo ALMEIDA

Forward

Time played 27'15"

Substituted by 11 EDER

	1st half	2nd half	Total	Team total	Team avg *
Goal(s) scored					
Shots	1		1	14	
Assist(s)					
Offside(s)	1		1	1	
Save(s)				2	
Yellow card				1	
2Y+R					
Red card				1	
Foul(s) committed				11	
Delivery/solo runs into the attacking third	1		1	42	4.20
Delivery/solo runs into the penalty area	1		1	8	0.80
Tackles gaining the ball				4	0.40
Tackles not gaining the ball				11	1.10
Tackles suffered losing the ball	1		1	7	0.70
Tackles suffered not losing the ball				6	0.60
Clearances completed				6	0.60
Clearances attempted				8	0.80

Passing distribution

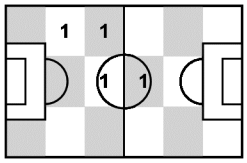

Received passing distribution

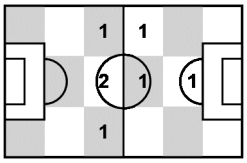

Activities	1st half	2nd half	Total	Team total	Team avg *
Total time played (mins)	27'15"		27'15"	94'05"	
Low activity time spent (%)	86%		86%	83%	
Medium activity time spent (%)	8%		8%	8%	
High activity time spent (%)	6%		6%	9%	
Distance covered (metres)	2,947		2,947	101,868	8,540
Low activity distance covered (metres)	1,976		1,976	59,459	4,832
Medium activity distance covered (metres)	426		426	16,670	1,461
High activity distance covered (metres)	545		545	25,739	2,247
Top speed (km/h)	24.48		24.48	32.15	27.43
Sprints	8		8	306	30

Heat map

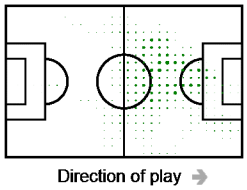

Distance

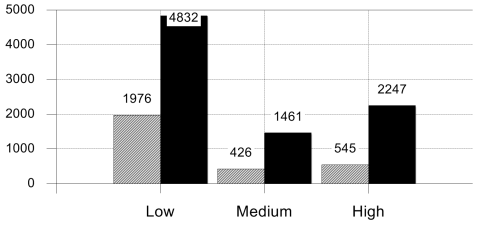

Time spent

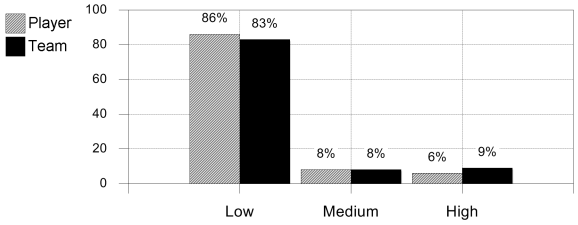

* Team average does not include goalkeeper

FIFA does not vouch for the accuracy of techinical statistics compiled in association with its competition results system partner.

2014 FIFA WORLD CUP BRAZIL™
FIFA PARTNERS
adidas Coca-Cola Hyundai Kia Motors Emirates SONY VISA
FIFA WORLD CUP SPONSORS
Budweiser Castrol Continental Johnson & Johnson McDonald's Hartung May park oi YINGLI
NATIONAL SUPPORTERS
FIFA.com ApexBrasil Centauro Garoto Itaú Liberty Seguros WISEUP FOOTBALL FOR HOPE

Player Statistics

Group G

Germany - Portugal 4 : 0 (3 : 0)

13 16 JUN 2014 13:00 Salvador / Arena Fonte Nova / BRA

Portugal

16 Raul MEIRELES

Midfield

Time played 94'05"

	1st half	2nd half	Total	Team total	Team avg *
Goal(s) scored					
Shots				14	
Assist(s)					
Offside(s)				1	
Save(s)				2	
Yellow card				1	
2Y+R					
Red card				1	
Foul(s) committed	1	1	2	11	
Delivery/solo runs into the attacking third		2	2	42	4.20
Delivery/solo runs into the penalty area				8	0.80
Tackles gaining the ball				4	0.40
Tackles not gaining the ball		1	1	11	1.10
Tackles suffered losing the ball				7	0.70
Tackles suffered not losing the ball				6	0.60
Clearances completed				6	0.60
Clearances attempted				8	0.80

Passing distribution

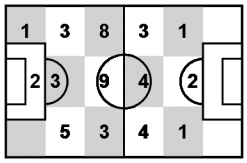

Received passing distribution

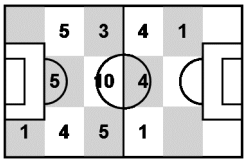

Activities	1st half	2nd half	Total	Team total	Team avg *
Total time played (mins)	47'05"	47'00"	94'05"	94'05"	
Low activity time spent (%)	77%	78%	77%	83%	
Medium activity time spent (%)	12%	11%	12%	8%	
High activity time spent (%)	11%	11%	11%	9%	
Distance covered (metres)	5,459	5,393	10,852	101,868	8,540
Low activity distance covered (metres)	2,737	2,831	5,568	59,459	4,832
Medium activity distance covered (metres)	1,143	1,050	2,193	16,670	1,461
High activity distance covered (metres)	1,579	1,512	3,091	25,739	2,247
Top speed (km/h)	26.50	29.59	29.59	32.15	27.43
Sprints	20	20	40	306	30

Heat map

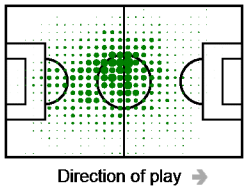

Distance

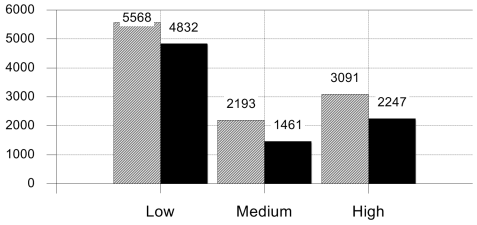

Time spent

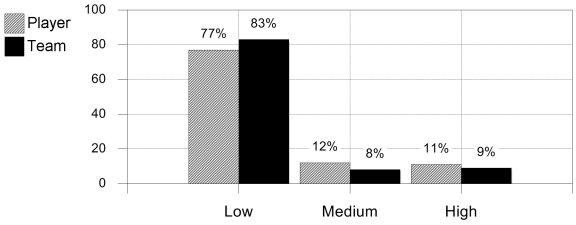

* Team average does not include goalkeeper

FIFA does not vouch for the accuracy of techinical statistics compiled in association with its competition results system partner.

2014 FIFA WORLD CUP BRAZIL™
FIFA PARTNERS
adidas Coca-Cola Hyundai Kia Motors Emirates SONY VISA
FIFA WORLD CUP SPONSORS
Budweiser Castrol Continental Johnson & Johnson McDonald's Hartung May park oi YINGLI
NATIONAL SUPPORTERS
FIFA.com ApexBrasil Centauro Garoto Itaú Liberty Seguros WISEUP FOOTBALL FOR HOPE

Player Statistics

Group G

Germany - Portugal 4 : 0 (3 : 0)

13 16 JUN 2014 13:00 Salvador / Arena Fonte Nova / BRA

Portugal

17 NANI

Forward

Time played 94'05"

	1st half	2nd half	Total	Team total	Team avg *
Goal(s) scored					
Shots	1	2	3	14	
Assist(s)					
Offside(s)				1	
Save(s)				2	
Yellow card				1	
2Y+R					
Red card				1	
Foul(s) committed	1	1	2	11	
Delivery/solo runs into the attacking third	3	6	9	42	4.20
Delivery/solo runs into the penalty area	1	1	2	8	0.80
Tackles gaining the ball	1		1	4	0.40
Tackles not gaining the ball	1	1	2	11	1.10
Tackles suffered losing the ball		1	1	7	0.70
Tackles suffered not losing the ball		2	2	6	0.60
Clearances completed				6	0.60
Clearances attempted				8	0.80

Passing distribution

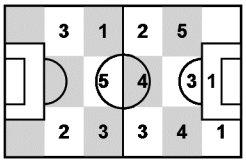

Received passing distribution

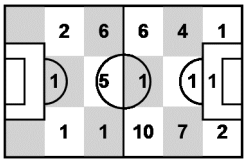

Activities	1st half	2nd half	Total	Team total	Team avg *
Total time played (mins)	47'05"	47'00"	94'05"	94'05"	
Low activity time spent (%)	80%	80%	80%	83%	
Medium activity time spent (%)	10%	11%	10%	8%	
High activity time spent (%)	10%	9%	10%	9%	
Distance covered (metres)	5,311	5,215	10,526	101,868	8,540
Low activity distance covered (metres)	2,866	2,870	5,736	59,459	4,832
Medium activity distance covered (metres)	937	1,059	1,996	16,670	1,461
High activity distance covered (metres)	1,508	1,286	2,794	25,739	2,247
Top speed (km/h)	27.00	26.68	27.00	32.15	27.43
Sprints	21	10	31	306	30

Heat map

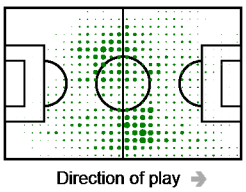

Distance

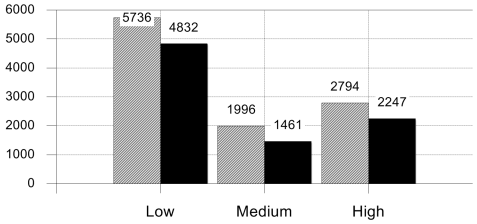

Time spent

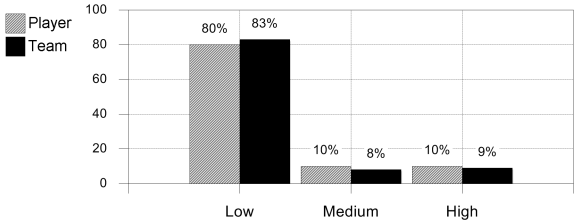

* Team average does not include goalkeeper

FIFA does not vouch for the accuracy of techinical statistics compiled in association with its competition results system partner.

2014 FIFA WORLD CUP BRAZIL™
FIFA PARTNERS
adidas Coca-Cola Hyundai Kia Motors Emirates SONY VISA
FIFA WORLD CUP SPONSORS
Budweiser Castrol Continental Johnson & Johnson McDonald's Hartung May park oi YINGLI
NATIONAL SUPPORTERS
FIFA.com ApexBrasil Centauro Garoto Itaú Liberty Seguros WISEUP FOOTBALL FOR HOPE

Player Statistics

Group G

Germany - Portugal 4 : 0 (3 : 0)

13 16 JUN 2014 13:00 Salvador / Arena Fonte Nova / BRA

Portugal

21 Joao PEREIRA

Defender

Time played 94'05"

	1st half	2nd half	Total	Team total	Team avg *
Goal(s) scored					
Shots				14	
Assist(s)					
Offside(s)				1	
Save(s)				2	
Yellow card	1		1	1	
2Y+R					
Red card				1	
Foul(s) committed	2		2	11	
Delivery/solo runs into the attacking third	1	4	5	42	4.20
Delivery/solo runs into the penalty area		1	1	8	0.80
Tackles gaining the ball				4	0.40
Tackles not gaining the ball	1		1	11	1.10
Tackles suffered losing the ball	1	1	2	7	0.70
Tackles suffered not losing the ball				6	0.60
Clearances completed		1	1	6	0.60
Clearances attempted		1	1	8	0.80

Passing distribution

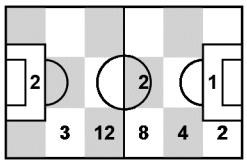

Direction of play

Received passing distribution

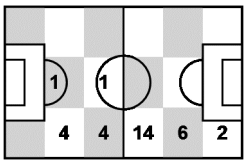

Direction of play

Activities	1st half	2nd half	Total	Team total	Team avg *
Total time played (mins)	47'05"	47'00"	94'05"	94'05"	
Low activity time spent (%)	77%	80%	79%	83%	
Medium activity time spent (%)	10%	9%	9%	8%	
High activity time spent (%)	13%	11%	12%	9%	
Distance covered (metres)	5,566	5,150	10,716	101,868	8,540
Low activity distance covered (metres)	2,780	2,742	5,522	59,459	4,832
Medium activity distance covered (metres)	916	904	1,820	16,670	1,461
High activity distance covered (metres)	1,870	1,504	3,374	25,739	2,247
Top speed (km/h)	26.32	25.42	26.32	32.15	27.43
Sprints	24	20	44	306	30

Heat map

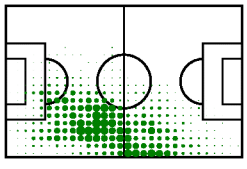

Direction of play

Distance

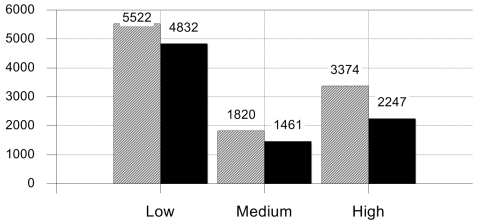

Time spent

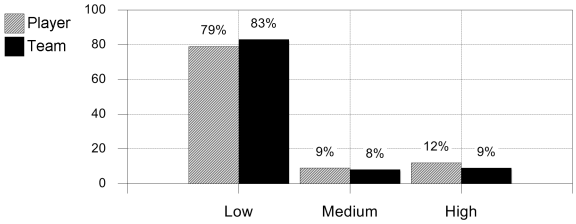

* Team average does not include goalkeeper

FIFA does not vouch for the accuracy of techinical statistics compiled in association with its competition results system partner.

2014 FIFA WORLD CUP BRAZIL™
FIFA PARTNERS
FIFA WORLD CUP SPONSORS
NATIONAL SUPPORTERS

Player Statistics

IT'S MORE THAN JUST OIL. IT'S LIQUID ENGINEERING. Castrol OFFICIAL FIFA WORLD CUP™ SPONSOR
FIFA WORLD CUP Brasil

Group G

Germany - Portugal 4 : 0 (3 : 0)

13 16 JUN 2014 13:00 Salvador / Arena Fonte Nova / BRA

Portugal

11 EDER

Forward

Time played 66'50"

Replacing 9 Hugo ALMEIDA

	1st half	2nd half	Total	Team total	Team avg *
Goal(s) scored					
Shots	2		2	14	
Assist(s)					
Offside(s)				1	
Save(s)				2	
Yellow card				1	
2Y+R					
Red card				1	
Foul(s) committed				11	
Delivery/solo runs into the attacking third		1	1	42	4.20
Delivery/solo runs into the penalty area				8	0.80
Tackles gaining the ball				4	0.40
Tackles not gaining the ball				11	1.10
Tackles suffered losing the ball				7	0.70
Tackles suffered not losing the ball	1	1	2	6	0.60
Clearances completed				6	0.60
Clearances attempted				8	0.80

Passing distribution

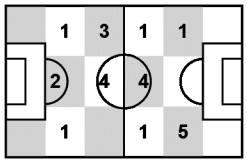

Received passing distribution

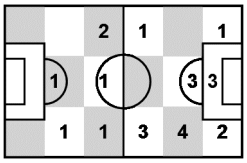

Activities	1st half	2nd half	Total	Team total	Team avg *
Total time played (mins)	19'50"	47'00"	66'50"	94'05"	
Low activity time spent (%)	84%	85%	84%	83%	
Medium activity time spent (%)	7%	7%	8%	8%	
High activity time spent (%)	9%	8%	8%	9%	
Distance covered (metres)	2,005	4,800	6,805	101,868	8,540
Low activity distance covered (metres)	1,169	2,956	4,125	59,459	4,832
Medium activity distance covered (metres)	291	707	998	16,670	1,461
High activity distance covered (metres)	545	1,137	1,682	25,739	2,247
Top speed (km/h)	21.31	28.66	28.66	32.15	27.43
Sprints	7	17	24	306	30

Heat map

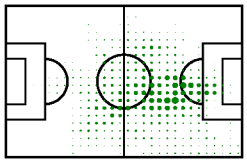

Distance

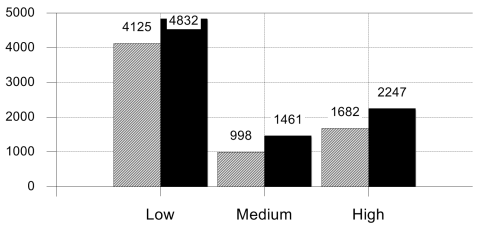

Time spent

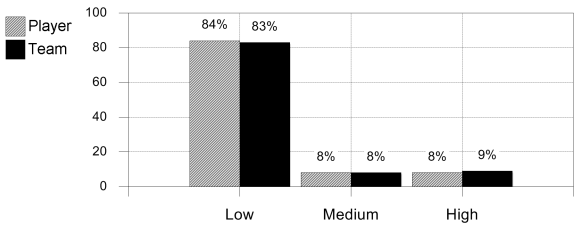

* Team average does not include goalkeeper

FIFA does not vouch for the accuracy of techinical statistics compiled in association with its competition results system partner.

2014 FIFA WORLD CUP BRAZIL™
FIFA PARTNERS
adidas Coca-Cola HYUNDAI KIA MOTORS Emirates SONY VISA
FIFA WORLD CUP SPONSORS
Budweiser Castrol Continental Johnson & Johnson McDonald's Hanking May park oi YINGLI
NATIONAL SUPPORTERS
FIFA.com ApexBrasil CENTAURO Garoto Itaú Liberty Seguros WISEUP FOOTBALL FOR HOPE

Player Statistics

IT'S MORE THAN JUST OIL. IT'S LIQUID ENGINEERING. Castrol OFFICIAL FIFA WORLD CUP™ SPONSOR

Group G

Germany - Portugal 4 : 0 (3 : 0)

13 16 JUN 2014 13:00 Salvador / Arena Fonte Nova / BRA

Portugal

13 Ricardo COSTA

Defender

Time played 47'00"

Replacing 4 Miguel VELOSO

	1st half	2nd half	Total	Team total	Team avg *
Goal(s) scored					
Shots				14	
Assist(s)					
Offside(s)				1	
Save(s)				2	
Yellow card				1	
2Y+R					
Red card				1	
Foul(s) committed				11	
Delivery/solo runs into the attacking third				42	4.20
Delivery/solo runs into the penalty area				8	0.80
Tackles gaining the ball		1	1	4	0.40
Tackles not gaining the ball		1	1	11	1.10
Tackles suffered losing the ball				7	0.70
Tackles suffered not losing the ball				6	0.60
Clearances completed				6	0.60
Clearances attempted				8	0.80

Passing distribution

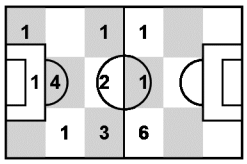

Direction of play

Received passing distribution

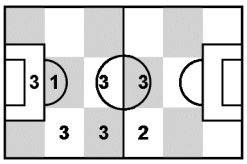

Direction of play

Activities

	1st half	2nd half	Total	Team total	Team avg *
Total time played (mins)		47'00"	47'00"	94'05"	
Low activity time spent (%)		84%	84%	83%	
Medium activity time spent (%)		8%	8%	8%	
High activity time spent (%)		8%	8%	9%	
Distance covered (metres)		4,996	4,996	101,868	8,540
Low activity distance covered (metres)		3,110	3,110	59,459	4,832
Medium activity distance covered (metres)		813	813	16,670	1,461
High activity distance covered (metres)		1,073	1,073	25,739	2,247
Top speed (km/h)		27.18	27.18	32.15	27.43
Sprints		8	8	306	30

Heat map

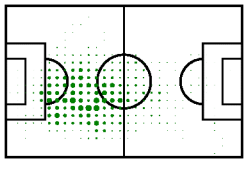

Direction of play

Distance

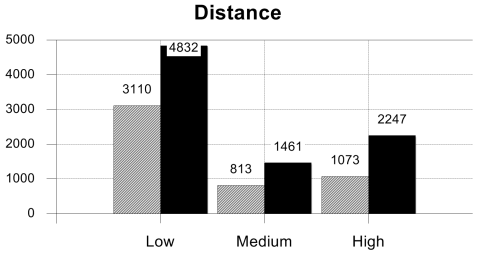

Time spent

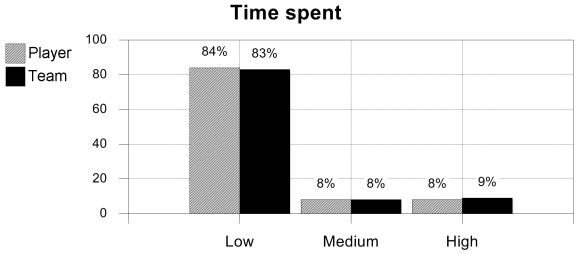

* Team average does not include goalkeeper

FIFA does not vouch for the accuracy of techinical statistics compiled in association with its competition results system partner.

2014 FIFA WORLD CUP BRAZIL™
FIFA PARTNERS
adidas Coca-Cola Hyundai Kia Motors Emirates SONY VISA
FIFA WORLD CUP SPONSORS
Budweiser Castrol Continental Johnson & Johnson McDonald's Hartung May park oi YINGLI
NATIONAL SUPPORTERS
FIFA.com ApexBrasil CENTAURO Garoto Itaú Liberty Seguros WISEUP FOOTBALL FOR HOPE

Player Statistics

Group G

Germany - Portugal 4 : 0 (3 : 0)

13 16 JUN 2014 13:00 Salvador / Arena Fonte Nova / BRA

Portugal

19 Andre ALMEIDA

Defender

Time played 27'34"

Replacing 5 Fabio COENTRAO

	1st half	2nd half	Total	Team total	Team avg *
Goal(s) scored					
Shots				14	
Assist(s)					
Offside(s)				1	
Save(s)				2	
Yellow card				1	
2Y+R					
Red card				1	
Foul(s) committed				11	
Delivery/solo runs into the attacking third				42	4.20
Delivery/solo runs into the penalty area				8	0.80
Tackles gaining the ball				4	0.40
Tackles not gaining the ball				11	1.10
Tackles suffered losing the ball				7	0.70
Tackles suffered not losing the ball				6	0.60
Clearances completed				6	0.60
Clearances attempted				8	0.80

Passing distribution

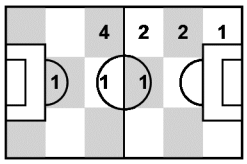

Received passing distribution

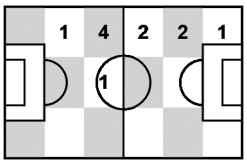

Activities	1st half	2nd half	Total	Team total	Team avg *
Total time played (mins)		27'34"	27'34"	94'05"	
Low activity time spent (%)		77%	77%	83%	
Medium activity time spent (%)		11%	11%	8%	
High activity time spent (%)		12%	12%	9%	
Distance covered (metres)		3,283	3,283	101,868	8,540
Low activity distance covered (metres)		1,633	1,633	59,459	4,832
Medium activity distance covered (metres)		589	589	16,670	1,461
High activity distance covered (metres)		1,061	1,061	25,739	2,247
Top speed (km/h)		25.24	25.24	32.15	27.43
Sprints		20	20	306	30

Heat map

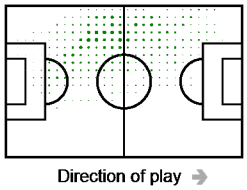

Distance

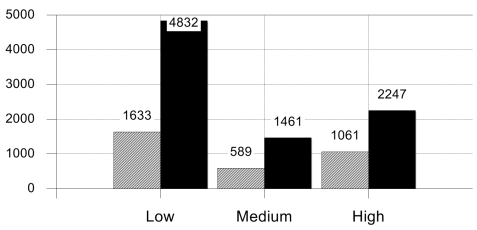

Time spent

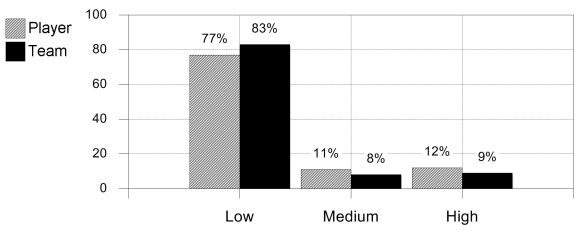

* Team average does not include goalkeeper

FIFA does not vouch for the accuracy of techinical statistics compiled in association with its competition results system partner.

2014 FIFA WORLD CUP BRAZIL™
FIFA PARTNERS
adidas Coca-Cola Hyundai Kia Motors Emirates SONY VISA
FIFA WORLD CUP SPONSORS
Budweiser Castrol Continental Johnson & Johnson McDonald's Hartung May park oi YINGLI
NATIONAL SUPPORTERS
FIFA.com ApexBrasil Centauro Garoto Itaú Liberty Seguros WISEUP FOOTBALL FOR HOPE